

DC Fan Motors

SAN ACE 40mm

SAN ACE 40 for 1U server



Most appropriate for 19-inch rack mount 1U (44.5mm) server.

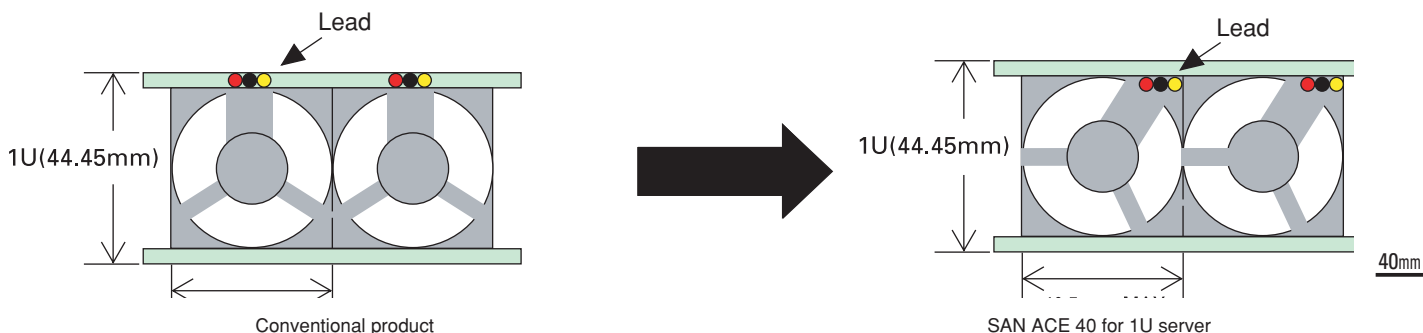
General specifications

- Motor protection system ····Current cut system (with reverse-connection protection)
- Dielectric strength ······50/60 Hz, 500 VAC, 1 minute
(between lead conductor and frame)
- Operating thermally range K, H, F and M speed, -10°C to +70°C (non-condensing)
J, G and B speeds, -10°C to +60°C (non-condensing)
- Life expectancy ········H(12V,24V), F and M speeds, 60,000 hours
H(5V),K, J, G and B speeds, 40,000 hours
(survival rate: 90% at 60°C, rated voltage, and continuously run in a free air state)
- Fan power lead ········K, J, H, F, B and G speeds, ⊕ red, ⊖ black
M speed, ⊕ red, ⊖ blue

Features

Able to be installed into the 1U (44.5mm) case by modifying the fan lead wire outlet.

Example of the installation: 1U case of the thickness 1.7mm for 19-inch rack

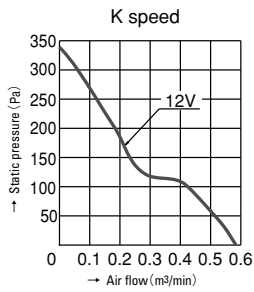


28mm thick

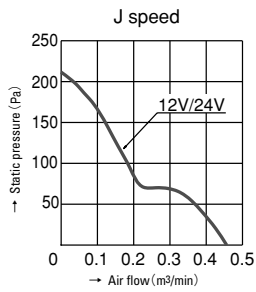
Specifications

Model No	Rated voltage (V)	Operating voltage range (V)	Rated current (A)	Rated input (W)	Rated rotating speed (min ⁻¹)	Air flow (m ³ /min)	CFM	Static pressure (Pa)	Noise (dB[A])	Mass (g)
109P0405H3023	5	4.5~5.5	0.68	3.4	8,700	0.32	11.3	103	37	52
109P0405F3023			0.28	1.4	6,700	0.244	8.6	58.8	30	
109P0412K3023	12	8~13.2	0.55	6.6	15,500	0.59	21.0	340	50	
109P0412J3023			0.35	4.2	12,500	0.46	16.3	210	44	
109P0412G3023			0.31	3.72	11,500	0.42	14.8	179	42	
109P0412B3023			0.28	3.36	10,300	0.38	13.4	143	40	
109P0412H3023	24	7~13.8	0.195	2.34	8,700	0.32	11.3	103	37	
109P0412F3023			0.105	1.26	6,700	0.244	8.6	58.8	30	
109P0412M3023			0.045	0.54	4,100	0.15	5.3	21.6	20	
109P0424J3023			0.18	4.32	12,500	0.46	16.3	210	44	
109P0424G3023	24	12~26.4	0.19	4.56	11,500	0.42	14.8	179	42	
109P0424B3023			0.13	3.12	10,300	0.38	13.4	143	40	
109P0424H3023			0.095	2.28	8,700	0.32	11.3	103	37	
109P0424F3023			0.055	1.32	6,700	0.244	8.6	58.8	30	

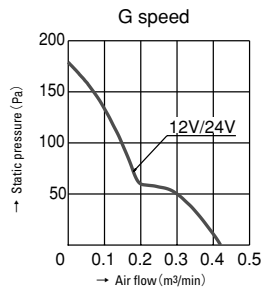
Typical air flow and static pressure characteristics



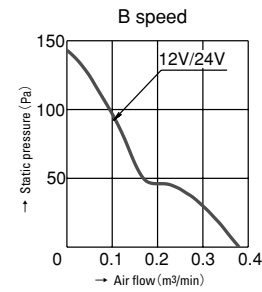
109P0412K3023



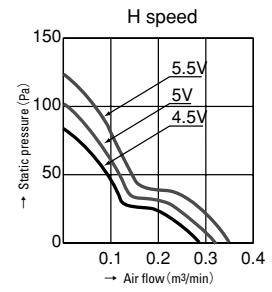
109P0412J3023
109P0424J3023



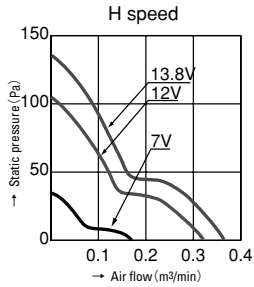
109P0412G3023
109P0424G3023



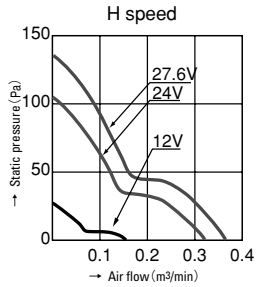
109P0412B3023
109P0424B3023



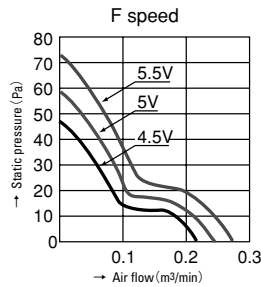
109P0405H3023



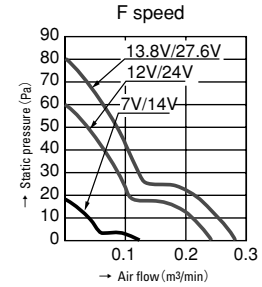
109P0412H3023



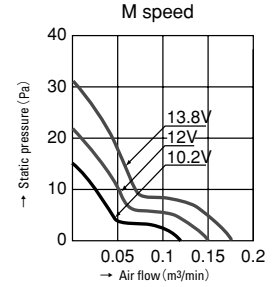
109P0424H3023



109P0405F3023

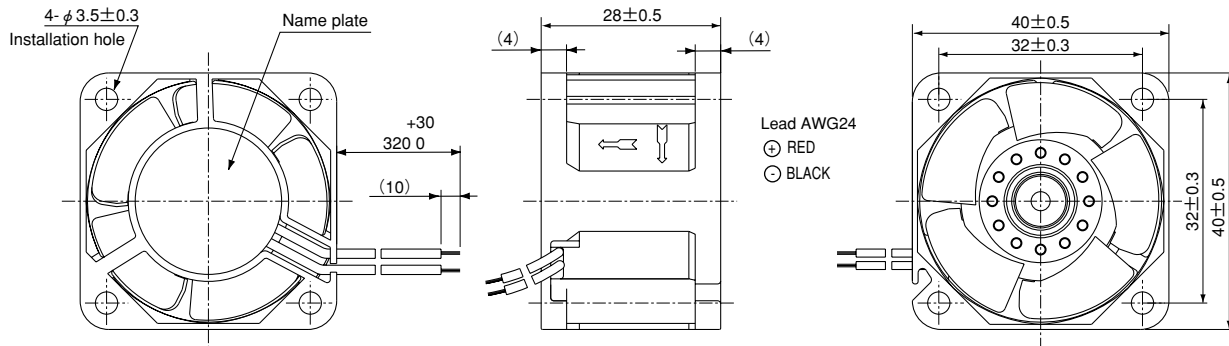


109P0412F3023
109P0424F3023

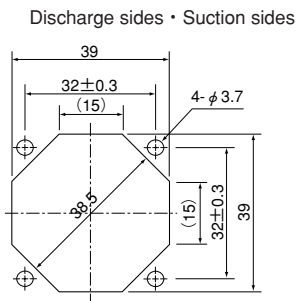


109P0412M3023

Dimensions (unit : mm)



Reference dimensional diagram for installation holes (unit : mm)



Notice

- The products shown in the catalog are subject to Japanese Export Control Law. Diversion contrary to the law of exporting country is prohibited.
- To protect against electrolytic cooling corrosion that may occur in locations of strong electromagnetic noise, we provide fans that are unaffected by electrolytic corrosion. Alternative measures to protect against electrolytic corrosion may include metallic finger guards or other metallic attachments. Please contact us for details.

SANYO DENKI