

PCB terminal block - ZFKDSA 4- 9 - 1907542

Please be informed that the data shown in this PDF Document is generated from our Online Catalog. Please find the complete data in the user's documentation. Our General Terms of Use for Downloads are valid (<http://phoenixcontact.com/download>)




End terminal block, 9 mm wide, necessary at the end of a row of terminal blocks

Why buy this product

- ✓ Color coding of individual positions supported
- ✓ Fully insulated bridges (FBSK) with different numbers of positions, e.g., for potential distribution
- ✓ Integrated test connection
- ✓ Optional mounting flange (FL) for safe mounting in the device
- ✓ Pitch spacers (RZ) for voltage expansion
- ✓ PCB terminal blocks with spring-cage connection, up to 6 mm² conductor cross section



Key commercial data

Packing unit	50 pc
Minimum order quantity	50 pc
GTIN	 4 017918 193911
Weight per Piece (excluding packing)	4.94 g
Custom tariff number	85369010
Country of origin	Poland

Technical data

Dimensions

Length	29 mm
Pitch	7.5 mm
Pin dimensions	1,0 x 1,4 mm
Hole diameter	1.8 mm

General

Range of articles	ZFKDS(A) 4
Insulating material group	I
Rated surge voltage (III/3)	6 kV

PCB terminal block - ZFKDSA 4- 9 - 1907542

Technical data

General

Rated surge voltage (III/2)	6 kV
Rated surge voltage (II/2)	6 kV
Rated voltage (III/3)	500 V
Rated voltage (III/2)	630 V
Rated voltage (II/2)	1000 V
Connection in acc. with standard	EN-VDE
Nominal current I_N	32 A
Nominal cross section	4 mm ²
Maximum load current	32 A (with 4 mm ² conductor cross section)
Insulating material	PA
Solder pin surface	Sn
Inflammability class according to UL 94	V0
Internal cylindrical gage	A4
Stripping length	10 mm
Number of positions	1

Connection data

Conductor cross section solid min.	0.2 mm ²
Conductor cross section solid max.	6 mm ²
Conductor cross section stranded min.	0.2 mm ²
Conductor cross section stranded max.	4 mm ²
Conductor cross section stranded, with ferrule without plastic sleeve min.	0.25 mm ²
Conductor cross section stranded, with ferrule without plastic sleeve max.	4 mm ²
Conductor cross section stranded, with ferrule with plastic sleeve min.	0.25 mm ²
Conductor cross section stranded, with ferrule with plastic sleeve max.	4 mm ²
Conductor cross section AWG/kcmil min.	24
Conductor cross section AWG/kcmil max	10

Classifications

eCl@ss

eCl@ss 4.0	27141109
eCl@ss 4.1	27141109
eCl@ss 5.0	27141190
eCl@ss 5.1	27141190
eCl@ss 6.0	27261101
eCl@ss 7.0	27440401
eCl@ss 8.0	27440401

PCB terminal block - ZFKDSA 4- 9 - 1907542

Classifications

ETIM

ETIM 3.0	EC001121
ETIM 4.0	EC000886
ETIM 5.0	EC002643

UNSPSC

UNSPSC 6.01	30211801
UNSPSC 7.0901	39121432
UNSPSC 11	39121432
UNSPSC 12.01	39121432
UNSPSC 13.2	39121432

Approvals

Approvals


Approvals


UL Recognized / cUL Recognized / VDE Gutachten mit Fertigungsüberwachung / IECCEB Scheme / EAC / cULus Recognized

Ex Approvals

Approvals submitted


Approval details


UL Recognized 			
	B	C	D
mm ² /AWG/kcmil	24-10	24-10	24-10
Nominal current I _N	30 A	30 A	10 A
Nominal voltage U _N	300 V	150 V	300 V

cUL Recognized 			
	B	C	D
mm ² /AWG/kcmil	24-10	24-10	24-10
Nominal current I _N	30 A	30 A	10 A
Nominal voltage U _N	300 V	150 V	300 V


PCB terminal block - ZFKDSA 4- 9 - 1907542

Approvals

VDE Gutachten mit Fertigungsüberwachung 	
mm ² /AWG/kcmil	0.2-4
Nominal current I _N	32 A
Nominal voltage U _N	500 V

IECEE CB Scheme 	
mm ² /AWG/kcmil	0.2-4
Nominal current I _N	32 A
Nominal voltage U _N	500 V

EAC

cULus Recognized 
--

Accessories

Accessories

Bridge

Plug-in bridge - FBSK 4-7,5 - 1928369



Bridge, fully insulated, pitch 7.5 mm, 4-pos.

Plug-in bridge - FBSK 3-7,5 - 1928356



Bridge, fully insulated, pitch 7.5 mm, 3-pos.

PCB terminal block - ZFKDSA 4- 9 - 1907542

Accessories

Plug-in bridge - FBSK 2-7,5 - 1928343



Bridge, fully insulated, pitch 7.5 mm, 2-pos.

Plug-in bridge - FBSK 10-7,5 - 1928385



Bridge, fully insulated, pitch 7.5 mm, 10-pos.

Plug-in bridge - FBSK 5-7,5 - 1928372



Bridge, fully insulated, pitch 7.5 mm, 5-pos.

Flange

PCB terminal block - FL-ZFKDS 4 - 1928495



Pair of flanges, can be snapped onto a row of single terminal blocks

Labeled terminal marker

Marker card - SK 7,5/5:FORTL.ZAHLEN - 0804468



Marker card, Card, white, labeled, Horizontal: Consecutive numbers 1 - 10, 11 - 20, etc. up to 91 - 100, Mounting type: Adhesive, for terminal block width: 7.5 mm, Lettering field: 7.5 x 5 mm

Marker pen

PCB terminal block - ZFKDSA 4- 9 - 1907542

Accessories

Marker pen - B-STIFT - 1051993



Marker pen, for manual labeling of unprinted Zack strips, smear-proof and waterproof, line thickness 0.5 mm

Pitch spacer

PCB terminal block - RZ-ZFKDS 4 - 1928521



Pitch spacer, 2.5 mm wide

Screwdriver tools

Screwdriver - SZF 1-0,6X3,5 - 1204517



Actuation tool, for ST terminal blocks, also suitable for use as a bladed screwdriver, size: 0.6 x 3.5 x 100 mm, 2-component grip, with non-slip grip

Terminal marking

Marker card - SK U/5,0 WH:UNBEDRUCKT - 0803922



Marker card, Sheet, white, unlabeled, can be labeled with: Plotter, Office printing systems, Mounting type: Adhesive, Lettering field: 186 x 5 mm

Test plug terminal block

Test plugs - MPS-MT - 0201744

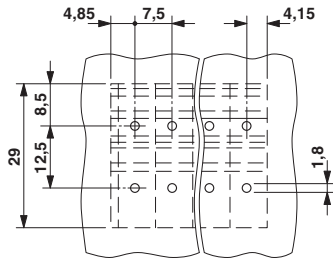


Test plugs, Color: silver

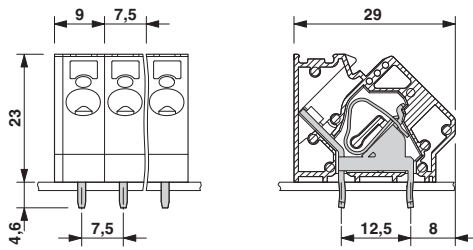
PCB terminal block - ZFKDSA 4- 9 - 1907542

Drawings

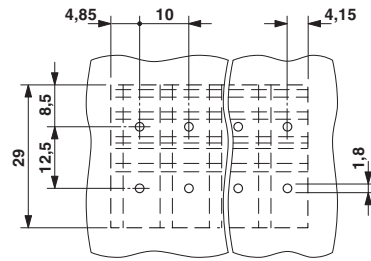
Drilling diagram



Dimensioned drawing



Drilling diagram



Dimensioned drawing

