

## Bus system cable - VS-PNRJ45R-PNRJ45R-93G-0,3 - 1402499

Please be informed that the data shown in this PDF Document is generated from our Online Catalog. Please find the complete data in the user's documentation. Our General Terms of Use for Downloads are valid (<http://phoenixcontact.com/download>)



EtherCAT<sup>®</sup> patch cable, shielded, star quad, AWG 22 stranded (7-wire), green, RJ45 connector/IP 20, angled, to RJ45 connector/IP20, angled, length: 0.3 m

EtherCAT<sup>®</sup> patch cable



### Key commercial data

Packing unit	1 pc
GTIN	 4 046356 622196
Weight per Piece (excluding packing)	49.0 g
Custom tariff number	85444210
Country of origin	Poland
Note	Made to Order (non-returnable)

### Technical data

#### Dimensions

Length of cable	0.3 m
-----------------	-------

#### Ambient conditions

Degree of protection	IP20
----------------------	------

#### General data

Number of positions	4
Signal type/category	EtherCAT <sup>®</sup>

#### Characteristics head 1

Head type	Plug angled RJ45 / IP20
No. of positions (pin connector pattern)	4 (8)
Color	black
Material (component)	CuSn (Contact)
	Ni/Au (Contact surface)
	PA (Contact carriers)

## Bus system cable - VS-PNRJ45R-PNRJ45R-93G-0,3 - 1402499

### Technical data

#### Characteristics head 1

	PA (Housing)
Insertion/withdrawal cycles	≥ 750
Ambient temperature (operation)	-25 °C ... 80 °C

#### Characteristics head 2

Head type	Plug angled RJ45 / IP20
No. of positions (pin connector pattern)	4 (8)
Color	black
Material (component)	CuSn (Contact)
	Ni/Au (Contact surface)
	PA (Contact carriers)
	PA (Housing)
Insertion/withdrawal cycles	≥ 750
Ambient temperature (operation)	-25 °C ... 80 °C

#### Cable

Cable type	PROFINET PVC stranded CAT5
Cable type (abbreviation)	93B
UL AWM style	21694
Signal type/category	PROFINET CAT5 (IEC 11801), 100 Mbps
Cable structure	1x4xAWG22/7; SF/TQ
Conductor cross section	4x 0.34 mm <sup>2</sup>
AWG signal line	22
Conductor structure signal line	7x 0.25 mm
Core diameter including insulation	1.55 mm
Wire colors	White, yellow, blue, orange
Overall twist	Star quad
Shielding	Aluminum-coated foil, tinned copper braided shield
Optical shield covering	85 %
External sheath, color	Green RAL 6018
Outer sheath thickness	approx. 0.9 mm
External cable diameter D	6.5 mm ±0.2 mm
Minimum bending radius, fixed installation	3 x D
Minimum bending radius, flexible installation	7 x D
Cable weight	67 kg/km
Outer sheath, material	PVC
Material, inner sheath	PVC
Material conductor insulation	PE
Conductor material	Tin-plated Cu litz wires
Insulation resistance	≥ 500 MΩ*km
Conductor resistance	≤ 120 Ω/km
Wave impedance	100 Ω ±15 Ω (at 100 MHz)

## Bus system cable - VS-PNRJ45R-PNRJ45R-93G-0,3 - 1402499

### Technical data

#### Cable

Signal runtime	5.3 ns/m
Coupling resistance	≤ 20.00 mΩ/m (At 10 MHz)
Nominal voltage, cable	600 V
Test voltage Core/Core	2000 V (50 Hz, 1 min.)
Test voltage Core/Shield	2000 V (50 Hz, 1 min.)
Flame resistance	According to UL 1685 (CSA FT 4)
Resistance to oil	Resistant to oil to a limited extent
Other resistance	UV resistant According to UL 1581, Section 1200
Ambient temperature (operation)	-40 °C ... 70 °C (cable, fixed installation)
	-40 °C ... 70 °C (cable, flexible installation)
Ambient temperature (installation)	-20 °C ... 60 °C
Ambient temperature (storage/transport)	-50 °C ... 70 °C

### Classifications

#### eCl@ss

eCl@ss 4.0	272607xx
eCl@ss 4.1	27260701
eCl@ss 5.0	27260701
eCl@ss 5.1	27060307
eCl@ss 6.0	27061801
eCl@ss 7.0	27061801
eCl@ss 8.0	27060308

#### ETIM

ETIM 4.0	EC002599
ETIM 5.0	EC002599


#### UNSPSC

UNSPSC 6.01	26121616
UNSPSC 7.0901	26121616
UNSPSC 11	26121604
UNSPSC 12.01	31261501
UNSPSC 13.2	26121616


### Drawings

# Bus system cable - VS-PNRJ45R-PNRJ45R-93G-0,3 - 1402499

Cable cross section

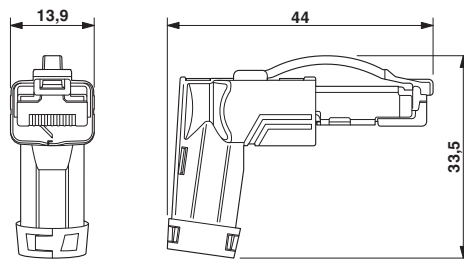


Circuit diagram



PROFINET PVC stranded CAT5 [93B]

Dimensioned drawing



RJ45 connector, IP20, angled