

4

3

2

1

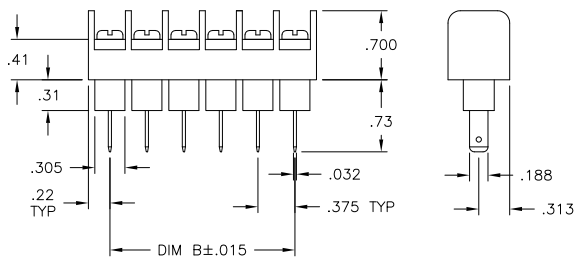
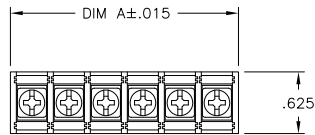
THIS DRAWING IS UNPUBLISHED. RELEASED FOR PUBLICATION
 © COPYRIGHT BY TYCO ELECTRONICS CORPORATION. ALL INTERNATIONAL RIGHTS RESERVED.

LOC	DIST	REVISIONS				
P	LTR	DESCRIPTION	DATE	DWN	APVD	
FT	0	B	REVISED PER ECO-10-013620	13OCT10	HMR	CR

MATERIALS:
 HOUSING: THERMOPLASTIC, UL94V-0, BLACK.
 TERMINALS: BRIGHT TIN OVER COPPER ALLOY.
 SCREWS: #6-32 STEEL, ZINC PLATING W/ CLEAR CHROMATE.

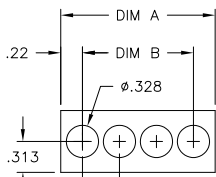
ELECTRICAL:
 RATED CURRENT: 20A
 OPERATING VOLTAGE: 300V
 WIRE RANGE: 12-22 AWG

MECHANICAL:
 PITCH (TERMINAL SPACING): .375"
 OPERATING TEMP.: 105°C MAX



9.000	9.436	25	JC6-F407-25	2-1776945-5
8.625	9.061	24	JC6-F407-24	2-1776945-4
8.250	8.686	23	JC6-F407-23	2-1776945-3
7.875	8.311	22	JC6-F407-22	2-1776945-2
7.500	7.936	21	JC6-F407-21	2-1776945-1
7.125	7.561	20	JC6-F407-20	2-1776945-0
6.750	7.186	19	JC6-F407-19	1-1776945-9
6.375	6.811	18	JC6-F407-18	1-1776945-8
6.000	6.436	17	JC6-F407-17	1-1776945-7
5.625	6.061	16	JC6-F407-16	1-1776945-6
5.250	5.686	15	JC6-F407-15	1-1776945-5
4.875	5.311	14	JC6-F407-14	1-1776945-4
4.500	4.936	13	JC6-F407-13	1-1776945-3
4.125	4.561	12	JC6-F407-12	1-1776945-2
3.750	4.186	11	JC6-F407-11	1-1776945-1
3.375	3.811	10	JC6-F407-10	1-1776945-0
3.000	3.436	9	JC6-F407-09	1776945-9
2.625	3.061	8	JC6-F407-08	1776945-8
2.250	2.686	7	JC6-F407-07	1776945-7
1.875	2.311	6	JC6-F407-06	1776945-6
1.500	1.936	5	JC6-F407-05	1776945-5
1.125	1.561	4	JC6-F407-04	1776945-4
.750	1.186	3	JC6-F407-03	1776945-3
.375	.811	2	JC6-F407-02	1776945-2

DIM B	DIM A	NO OF POS	CATALOG NUMBER	PART NUMBER
-------	-------	-----------	----------------	-------------



MOUNTING PANEL LAYOUT

THIS DRAWING IS A CONTROLLED DOCUMENT.

DIMENSIONS:	TOLERANCES UNLESS OTHERWISE SPECIFIED:
INCHES	
0 PLC	± -
1 PLC	± -
2 PLC	± .01
3 PLC	± .005
4 PLC	± -
ANGLES	± -
MATERIAL	FINISH
-	-

DWN	S SCHLEGEL	11/14/06
CHK	S YODER	11/14/06
APVD	S YODER	11/14/06
PRODUCT SPEC	-	-
APPLICATION SPEC	-	-
WEIGHT	-	-
CUSTOMER DRAWING	-	-

Tyco Electronics Corporation Harrisburg, PA 17105-3608		
NAME		
JC6-F407-XX ASSEMBLY		
SIZE	CAGE CODE	DRAWING NO
A3	00779	C-1776945
RESTRICTED TO	-	
SCALE	1:1	SHEET 1 of 1
REV	B	