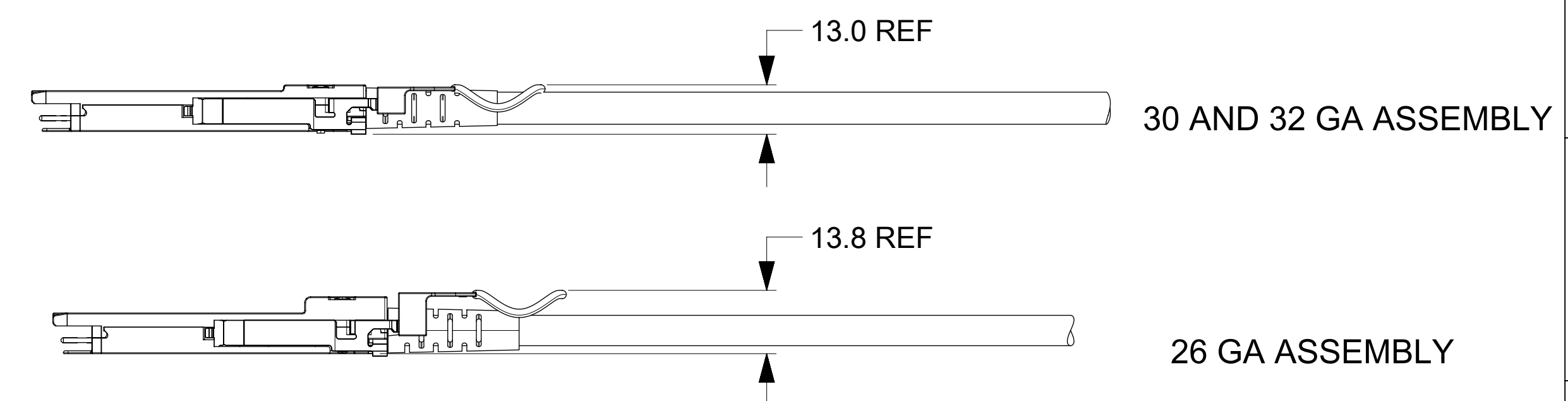


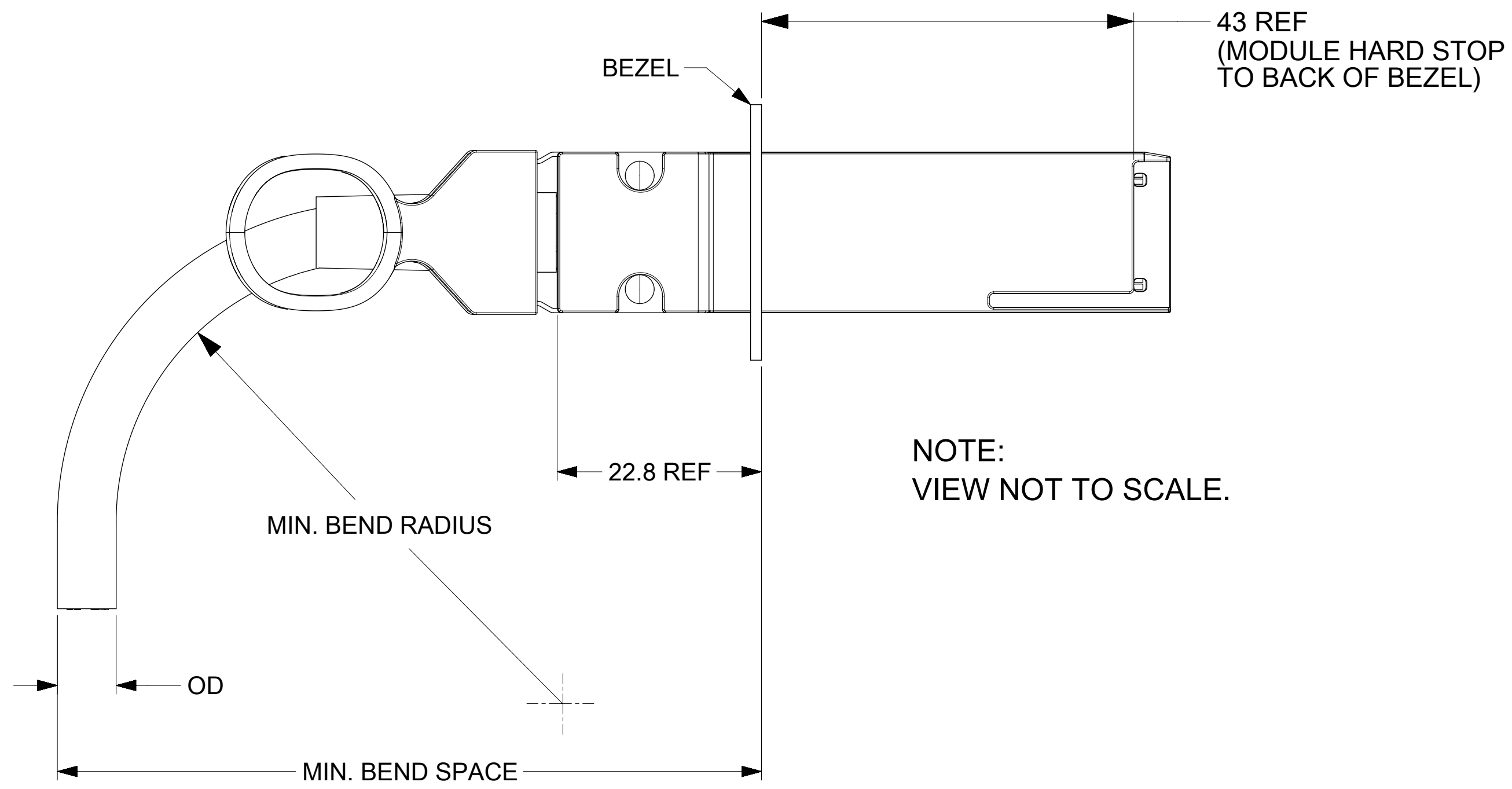
- NOTES:
1. CABLE LENGTH DEPENDS ON WIRE GAUGE, DATA RATE, AND HOST BOARD DRIVER CAPABILITIES
 2. MATERIALS:
 - BACKSHELLS - ZINC DIE CAST WITH BRIGHT NICKEL PLATING
 - DELATCH - STAINLESS STEEL WITH OVERMOLDED NYLON
 - PCB - HALOGEN FREE
 - RIVETS - STAINLESS STEEL
 3. IMPEDANCE - 100 OHMS DIFFERENTIAL
 4. CABLE ASSEMBLY IS UL RECOGNIZED
 5. RoHS COMPLIANT, NO EXEMPTIONS



THIS DRAWING CONTAINS INFORMATION THAT IS PROPRIETARY TO MOLEX ELECTRONIC TECHNOLOGIES, LLC AND SHOULD NOT BE USED WITHOUT WRITTEN PERMISSION												
UPDATED LABEL EC NO: 171235 DRWN: SUKG CHKD: MTAMBRALLI REV APPR: ARAYBURN	2018/01/17	GENERAL TOLERANCES (UNLESS SPECIFIED)		DIMENSION UNITS	SCALE							
	2018/02/01	ANGULAR TOL ± 1.0 °		mm	1.5:1							
	2018/02/06	4 PLACES ±		DRWN BY	DATE							
		3 PLACES ±		KNAGANNA	2016/09/12	ZQSFP+ TO ZQSFP+ QSFP28 PASSIVE CABLE ASSEMBLY						
		2 PLACES ± 0.13		CHKD BY	DATE							
		1 PLACE ± 0.25		DRAMIREZ02	2016/09/21							
	0 PLACES ±		APPR BY	DATE	PRODUCT CUSTOMER DRAWING							
	DRAFT WHERE APPLICABLE MUST REMAIN WITHIN DIMENSIONS		ARAYBURN	2016/09/22	SERIES	MATERIAL NUMBER	CUSTOMER					
			DRAWING SIZE	THIRD ANGLE PROJECTION	100297	SEE SHEET 3	GENERAL MARKET					
P1			D		DOCUMENT NUMBER	1002970001	DOC TYPE	PSD	DOC PART	000	SHEET NUMBER	1 OF 3

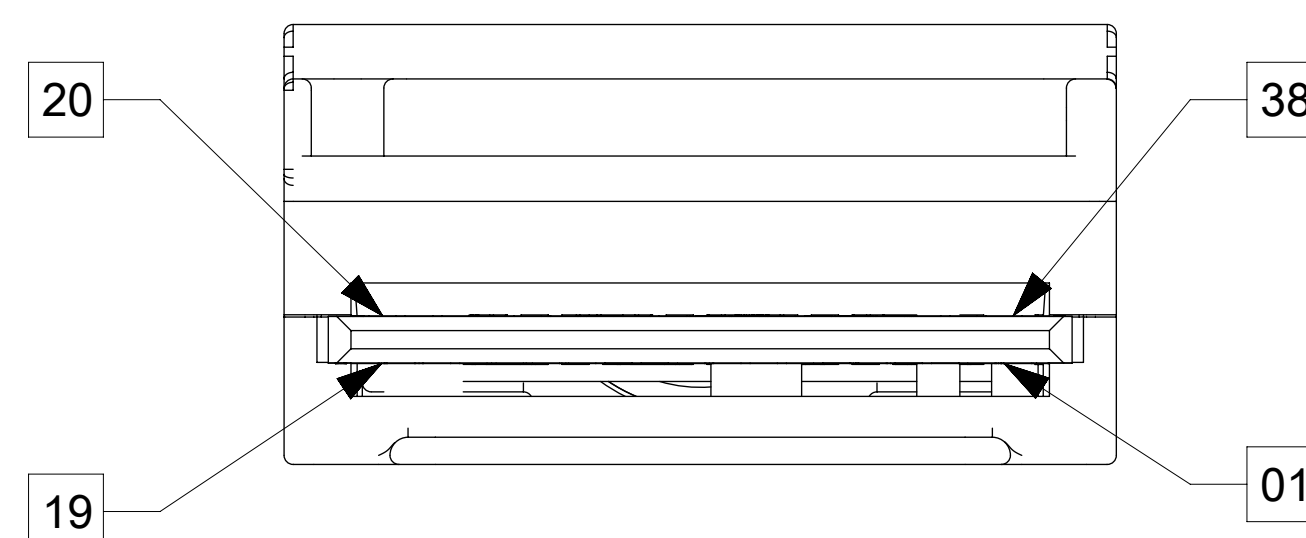
RELEASE STATUS	P1	RELEASE DATE	2018/02/06	23:03:01
----------------	----	--------------	------------	----------

CABLE BEND RADIUS



CABLE AWG	OD (mm)	MIN BEND RADIUS (mm)	MIN BEND SPACE (mm)
26	9.53	48	80
30	6.35	32	61
32	4.95	25	53

PINOUT



SCALE 6:1

LOW SPEED SIGNALS P1 & P2	
PAD	SIGNAL
08	ModSelL
09	ResetL
10	VccRx
11	SCL
12	SDA
27	ModPrsL
28	IntL
29	VccTx
30	Vcc1
31	LPMODE

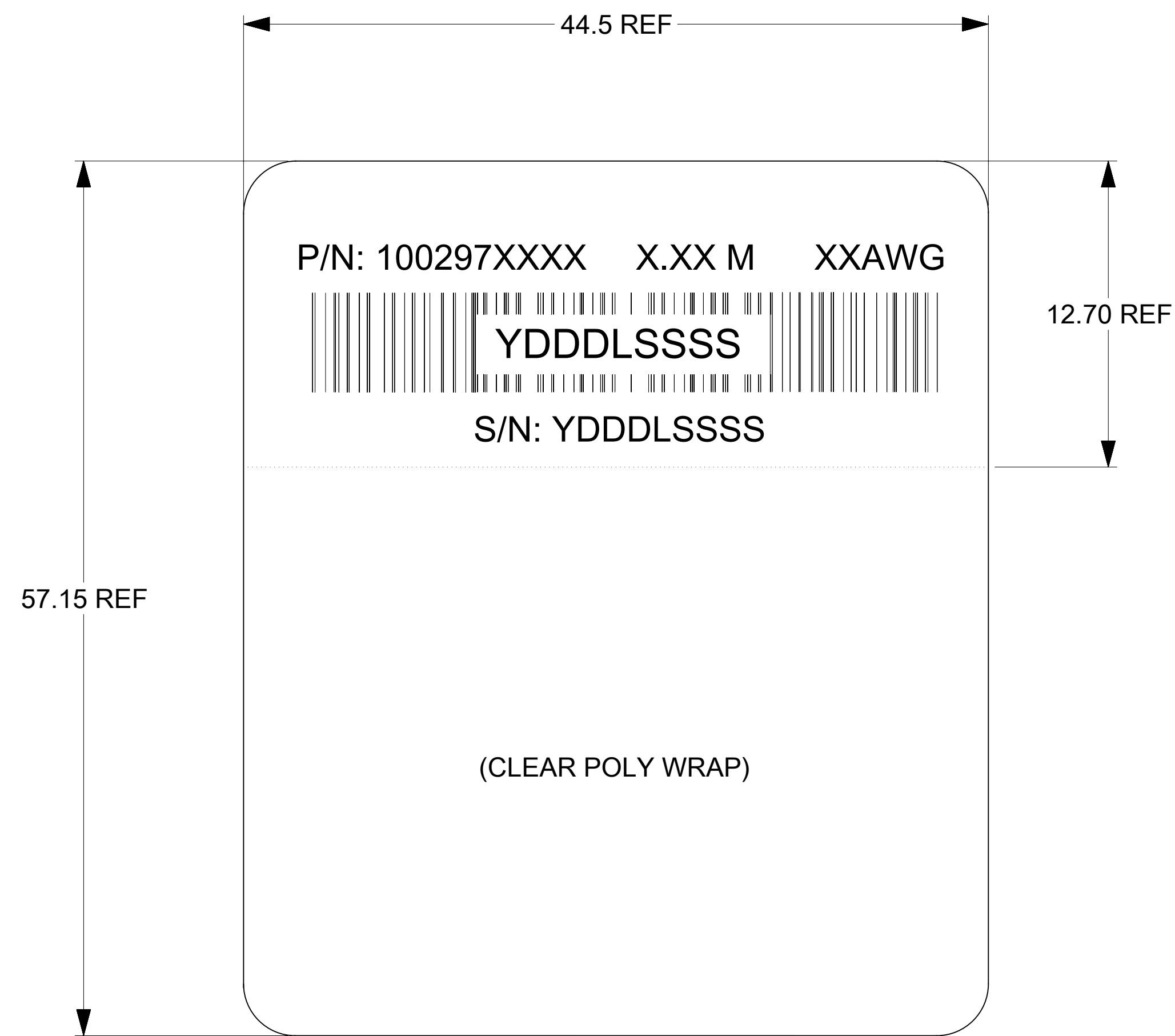
WIRING DIAGRAM			
P1 END		P2 END	
PAD	SIGNAL	PAD	SIGNAL
01	GND (TX)	20	GND (RX)
02	TX2n	21	RX2n
03	TX2p	22	RX2p
04	GND (TX)	23	GND (RX)
05	TX4n	24	RX4n
06	TX4p	25	RX4p
07	GND (TX)	26	GND (RX)
13	GND (RX)	32	GND (TX)
14	RX3p	33	TX3p
15	RX3n	34	TX3n
16	GND (RX)	35	GND (TX)
17	RX1p	36	TX1p
18	RX1n	37	TX1n
19	GND (RX)	38	GND (TX)
20	GND (RX)	01	GND (TX)
21	RX2n	02	TX2n
22	RX2p	03	TX2p
23	GND (RX)	04	GND (TX)
24	RX4n	05	TX4n
25	RX4p	06	TX4p
26	GND (RX)	07	GND (TX)
32	GND (TX)	13	GND (RX)
33	TX3p	14	RX3p
34	TX3n	15	RX3n
35	GND (TX)	16	GND (RX)
36	TX1p	17	RX1p
37	TX1n	18	RX1n
38	GND (TX)	19	GND (RX)

- NOTES:
- DC BLOCKING CAPS ON RECEIVE SIDE ONLY
 - CABLE COILED AND PACKAGED IN BEST FIT ESD BAG AND SEALED WITH ESD LABEL FOR SHIPPING

THIS DRAWING CONTAINS INFORMATION THAT IS PROPRIETARY TO MOLEX ELECTRONIC TECHNOLOGIES, LLC AND SHOULD NOT BE USED WITHOUT WRITTEN PERMISSION

UPDATED LABEL EC NO: 171235 DRWN: SUKG CHKD: MTAMBRALLI REV APPR: ARAYBURN	2018/01/17 2018/02/01 2018/02/06	GENERAL TOLERANCES (UNLESS SPECIFIED) ANGULAR TOL ± 1.0 ° 4 PLACES ± 3 PLACES ± 2 PLACES ± 0.13 1 PLACE ± 0.25 0 PLACES ± DRAFT WHERE APPLICABLE MUST REMAIN WITHIN DIMENSIONS	DIMENSION UNITS: mm SCALE: 1:1 DRWN BY: KNAGANNA DATE: 2016/09/12 CHKD BY: DRAMIREZ02 DATE: 2016/09/21 APPR BY: ARAYBURN DATE: 2016/09/22	<p>ZQSFP+ TO ZQSFP+ QSFP28 PASSIVE CABLE ASSEMBLY</p> <p>PRODUCT CUSTOMER DRAWING</p> <p>SERIES: 100297 MATERIAL NUMBER: SEE SHEET 3 CUSTOMER: GENERAL MARKET</p> <p>DOCUMENT NUMBER: 1002970001 DOC TYPE: PSD DOC PART: 000 SHEET NUMBER: 2 OF 3</p>
	P1	D	THIRD ANGLE PROJECTION	
	RELEASE STATUS: P1	RELEASE DATE: 2018/02/06 23:03:01	DRAWING SIZE: D	
	19	18	17	

LABEL DETAILS



PART NUMBER TABLE

MOLEX P/N	LENGTH (M)	AWG
1002971321	0.32M ± 0.02M	32
1002971015	0.5M ± 0.05M	32
1002971001	1.0M ± 0.05M	32
1002971215	1.5M ± 0.08M	32
1002971002	2.0M ± 0.08M	32
1002971051	0.5M ± 0.05M	30
1002971071	0.75 ± 0.05M	30
1002971101	1.0M ± 0.05M	30
1002971132	1.25M ± 0.05M	30
1002971151	1.5M ± 0.08M	30
1002971201	2.0M ± 0.08M	30
1002971251	2.5M ± 0.08M	30
1002971301	3.0M ± 0.08M	30
1002971401	4.0M ± 0.08M	30
1002973051	0.5M ± 0.05M	26
1002973071	0.75M ± 0.05M	26
1002973101	1.0M ± 0.05M	26
1002973151	1.5M ± 0.08M	26
1002973201	2.0M ± 0.08M	26
1002973301	3.0M ± 0.08M	26
1002973351	3.5M ± 0.08M	26
1002973401	4.0M ± 0.08M	26
1002973501	5.0M ± 0.08M	26

ZQSFP+ CABLES BELOW 1M DOES NOT MEET ALL IEEE 802.3bj PARAMETERS

P/N: 100297XXXX - MOLEX PART NUMBER (SEE P/N TABLE)

X.XX M - CABLE LENGTH IN METERS (EXAMPLES - 0.5M, 1.0M, 1.5M)

XXAWG - CABLE SIZE IN AWG

S/N: YDDDLSSSS - SERIAL NUMBER

Y = YEAR, THE LAST DIGIT OF YEAR

DDD = DAY OF THE YEAR

L = LOCATION

1 - USA

2 - MEXICO

3 - CHINA

4 - PHILIPPINES

SSSS = SERIAL NUMBER (0001-9999)

THIS DRAWING CONTAINS INFORMATION THAT IS PROPRIETARY TO MOLEX ELECTRONIC TECHNOLOGIES, LLC AND SHOULD NOT BE USED WITHOUT WRITTEN PERMISSION												
UPDATED LABEL	2018/01/17	GENERAL TOLERANCES (UNLESS SPECIFIED)	DIMENSION UNITS	SCALE	<p>ZQSFP+ TO ZQSFP+ QSF28 PASSIVE CABLE ASSEMBLY</p> <p>PRODUCT CUSTOMER DRAWING</p>							
	2018/02/01	ANGULAR TOL ± 1.0 °	mm	1:1								
	2018/02/06	4 PLACES ±	DRWN BY	DATE								
	EC NO: 171235	3 PLACES ±	KNAGANNA	2016/09/12								
	DRWN: SUKG	2 PLACES ± 0.13	CHKD BY	DATE								
	CHKD: MTAMBRALLI	1 PLACE ± 0.25	DRAMIREZ02	2016/09/21								
REV APPR: ARAYBURN	0 PLACES ±	ARAYBURN	2016/09/22	SERIES	MATERIAL NUMBER	CUSTOMER						
P1	DRAFT WHERE APPLICABLE MUST REMAIN WITHIN DIMENSIONS		D	THIRD ANGLE PROJECTION	100297	SEE PN TABLE	GENERAL MARKET					
RELEASE STATUS	P1	RELEASE DATE	2018/02/06	23:03:01	DOCUMENT NUMBER	1002970001	DOC TYPE	PSD	DOC PART	000	SHEET NUMBER	3 OF 3