

# "High Frequency Ceramic Solutions"

## 1748 MHz Directional Coupler

P/N 1748CP15A075

Detail Specification: 07/07/05

Page 1 of 3

### General Specifications

Part Number	1748CP15A075
Frequency (MHz)	1710 - 1785
Insertion Loss	0.5 dB max.
Return Loss	14.0 dB min.
Coupling	20 ± 1.0 dB
Isolation	25.0 dB min.

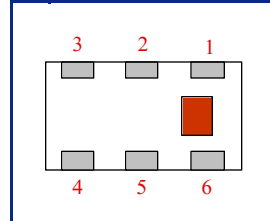
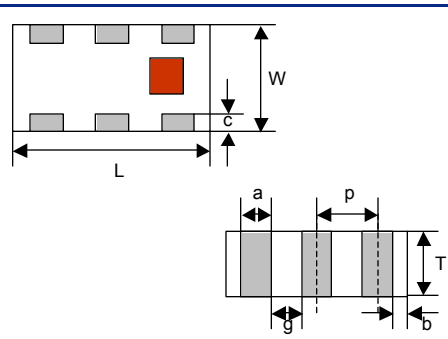
Impedance	50 Ω
Input Power	3 Watt max.
Operating Temperature	-40 to +85°C
Storage Temperature	-40 to +85°C
Reel Quantity	4,000

Termination Style	100% Tin	Suffix = "None"	eg. 1748CP15A075
	Tin / Lead	Suffix = "/Pb"	eg. 1748CP15A075/Pb

Terminal Configuration	
No.	Function
1	IN
2	GND
3	Main Out
4	Termination
5	GND
6	Coupled Out

### Mechanical Dimensions

	In	mm
L	0.079 ± 0.004	2.00 ± 0.10
W	0.049 ± 0.004	1.25 ± 0.10
T	0.033 ± 0.004	0.85 ± 0.10
a	0.012 ± 0.004	0.30 ± 0.10
b	0.008 ± 0.004	0.20 ± 0.10
c	0.012 +.004/-.008	0.30 +0.1/-0.2
g	0.014 ± 0.004	0.35 ± 0.10
p	0.026 ± 0.002	0.65 ± 0.05

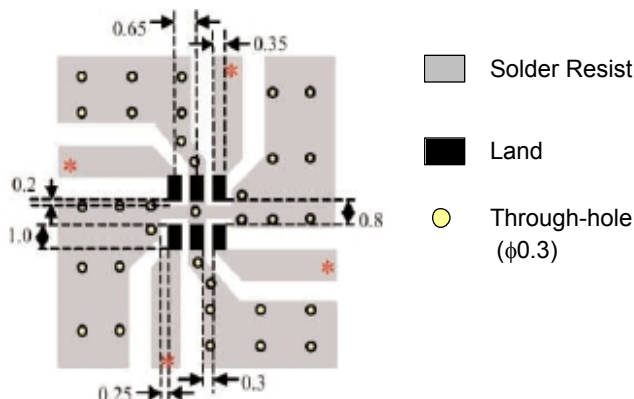


### Mounting Considerations

Mount these devices with brown mark facing up.

\* Line width should be designed to provide 50 ohm impedance, depending on PCB material and thickness

Units: mm



Johanson Technology, Inc. reserves the right to make design changes without notice.

All sales are subject to Johanson Technology, Inc. terms and conditions.



[www.johansontechnology.com](http://www.johansontechnology.com)

931 Via Alondra • Camarillo, CA 93012 • TEL 805.389.1166 FAX 805.389.1821

2003 Johanson Technology, Inc. All Rights Reserved

# "High Frequency Ceramic Solutions"

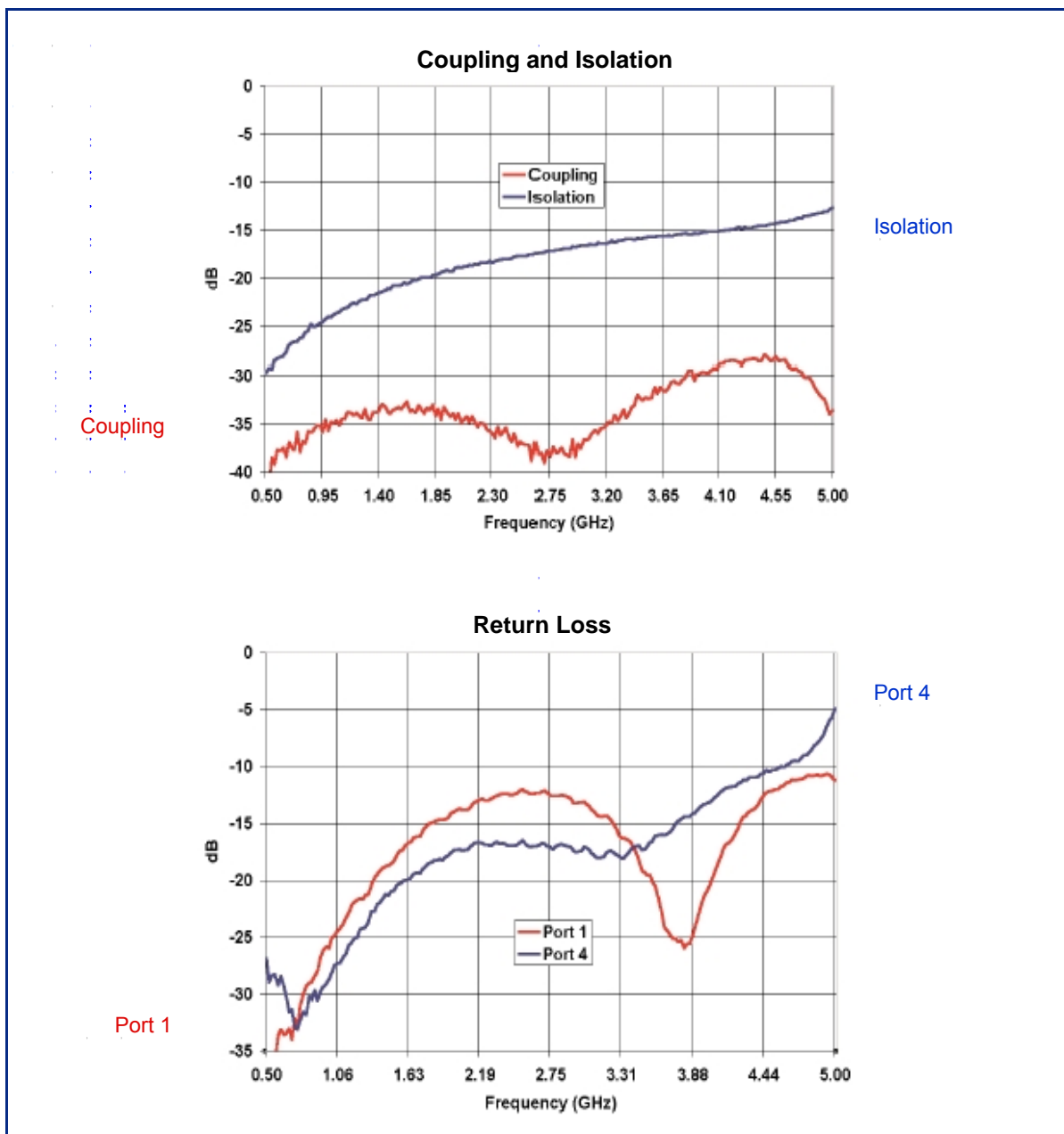
1748 MHz Directional Coupler

P/N 1748CP15A075

Detail Specification: 07/07/05

Page 2 of 3

## Typical Electrical Performance (T=25°C)



Johanson Technology, Inc. reserves the right to make design changes without notice.

All sales are subject to Johanson Technology, Inc. terms and conditions.



[www.johansontechnology.com](http://www.johansontechnology.com)

931 Via Alondra • Camarillo, CA 93012 • TEL 805.389.1166 FAX 805.389.1821

2003 Johanson Technology, Inc. All Rights Reserved

# "High Frequency Ceramic Solutions"

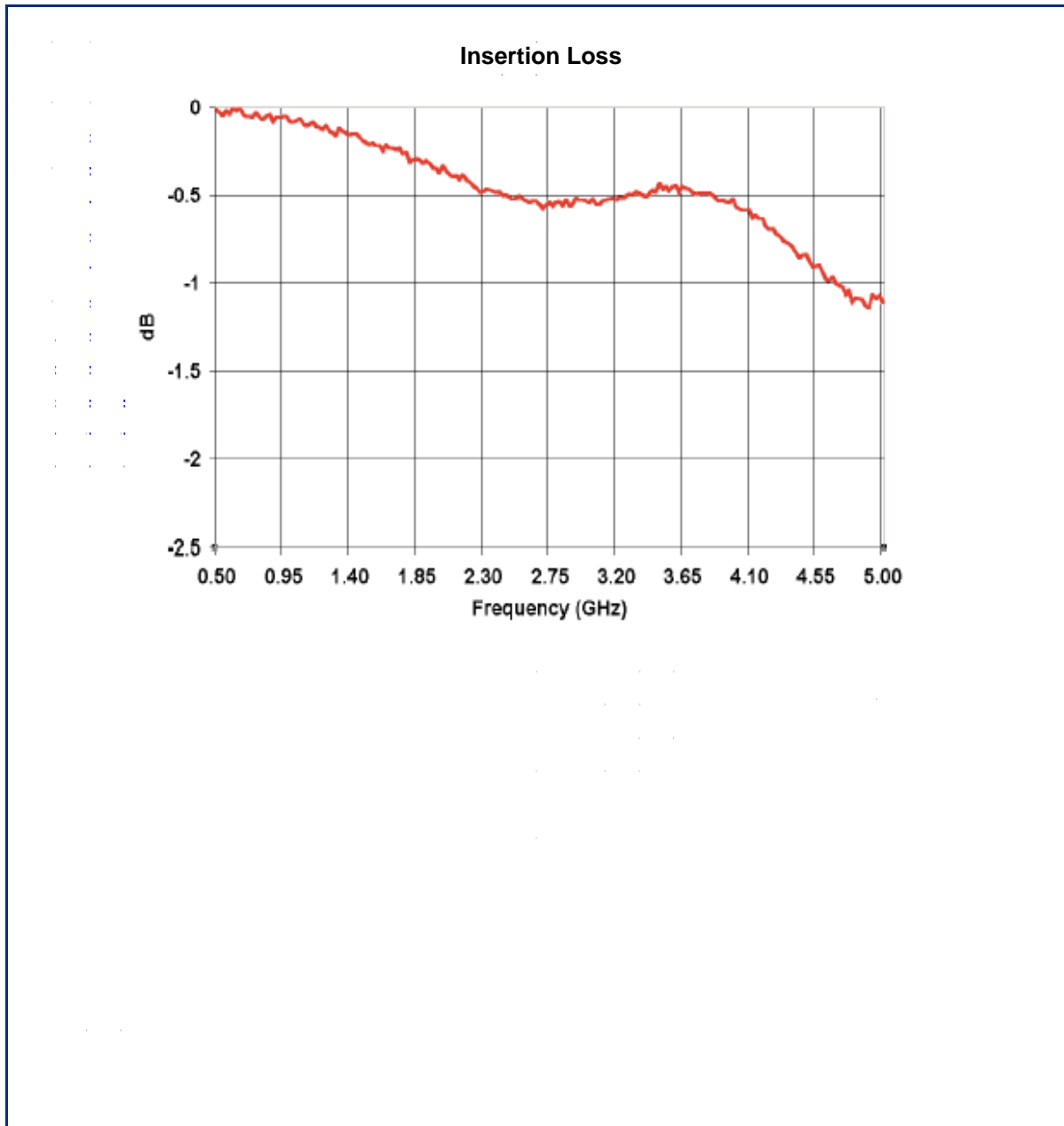
**1748 MHz Directional Coupler**

**P/N 1748CP15A075**

Detail Specification: 07/07/05

Page 3 of 3

## Typical Electrical Performance (T=25°C)



Johanson Technology, Inc. reserves the right to make design changes without notice.

All sales are subject to Johanson Technology, Inc. terms and conditions.



[www.johansontechnology.com](http://www.johansontechnology.com)

931 Via Alondra • Camarillo, CA 93012 • TEL 805.389.1166 FAX 805.389.1821

2003 Johanson Technology, Inc. All Rights Reserved