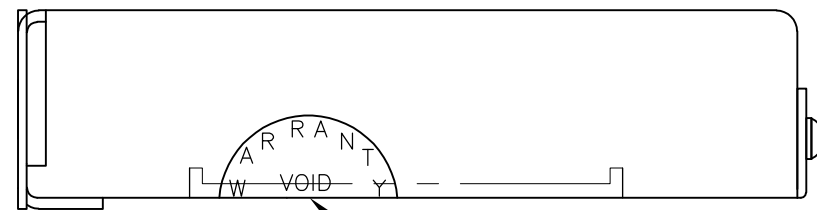
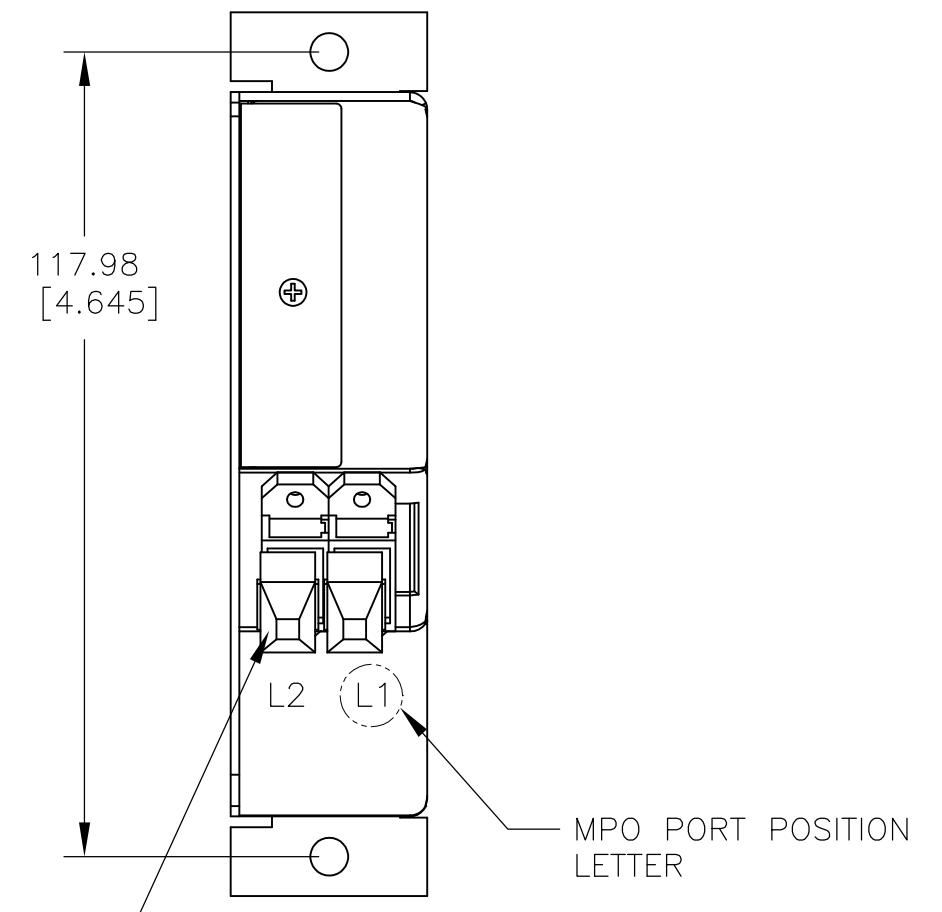
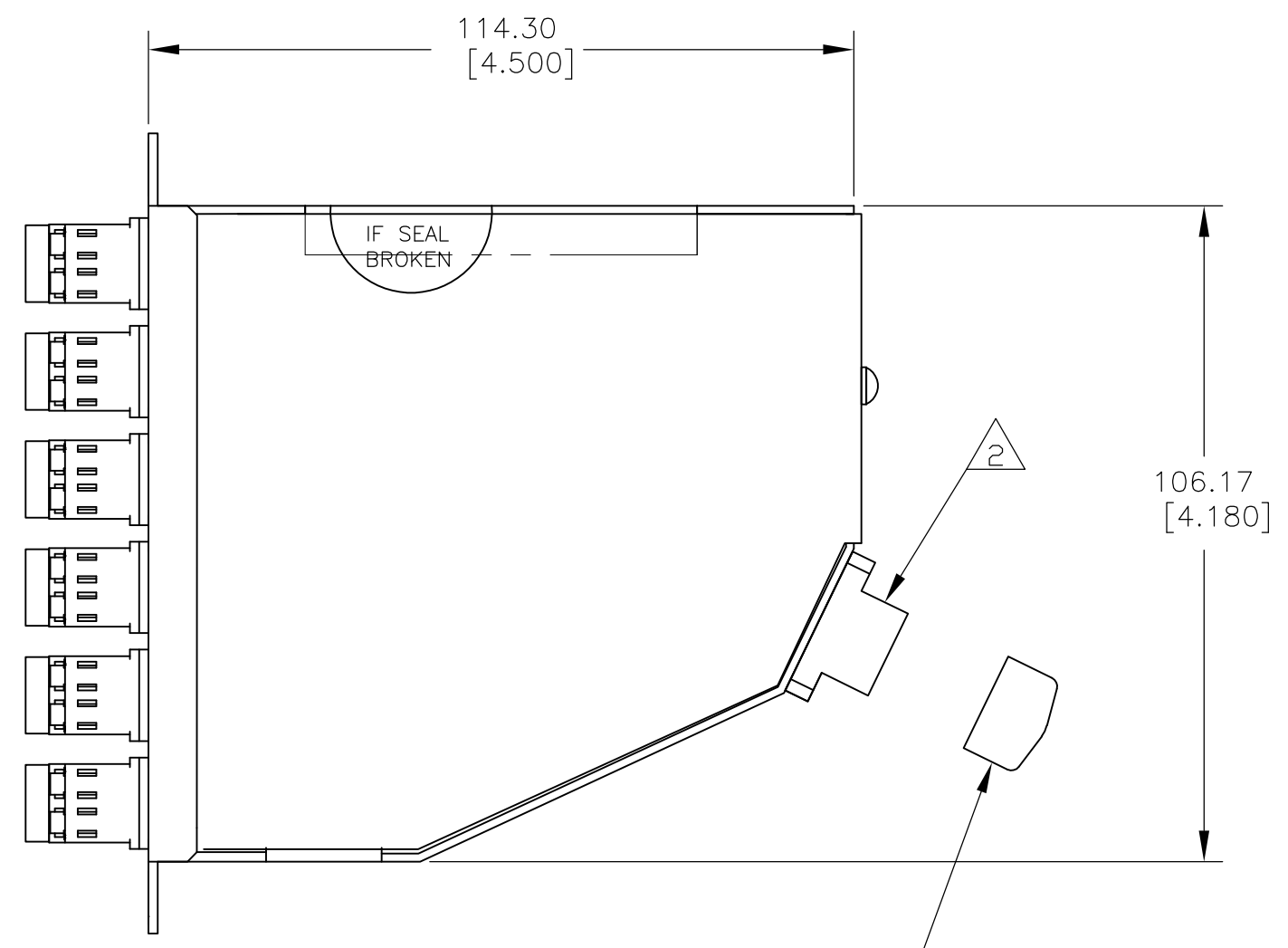
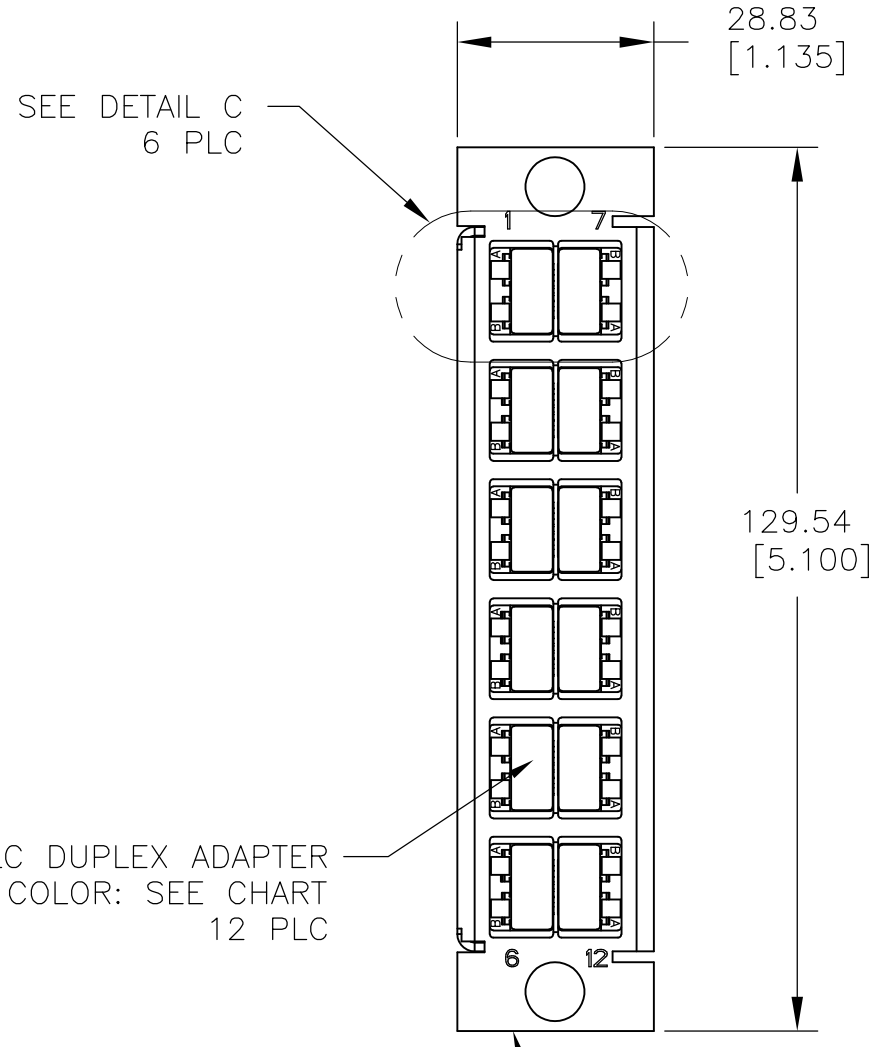


LOC	DIST	REVISIONS					
CE	16	P	LTR	DESCRIPTION	DATE	DWN	APVD
		C1		MINOR REV	23OCT07	JWD	DLF

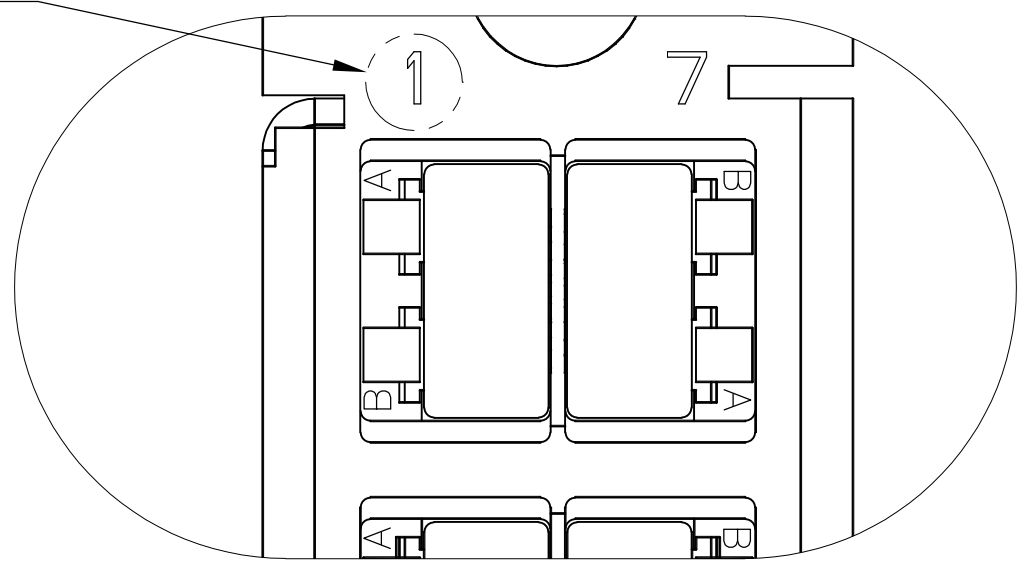


TAMPER INDICATION LABEL

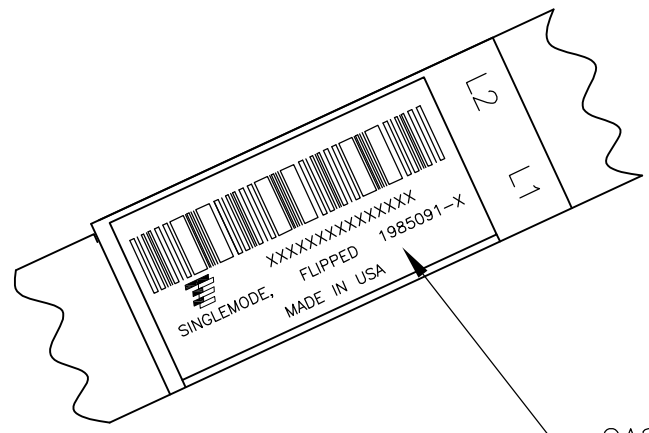


CASSETTE TRAY AND LID MATERIAL: ALUMINUM OR STEEL
 FINISH COLOR: BLUE

LC PORT POSITION NUMBER



DETAIL C



CASSETTE ASSEMBLY TRACE LABEL

THIS DRAWING IS A CONTROLLED DOCUMENT.		DWN J.W.DAVIS 21MAR07	Tyco Electronics Tyco Electronics Corporation Harrisburg, PA 17105-3608	
DIMENSIONS: mm [INCHES]		CHK D.FENNELL 21MAR07	NAME CASSETTE ASSEMBLY, 24 FIBER, SINGLEMODE MPO - LC, PAIRS FLIPPED	
TOLERANCES UNLESS OTHERWISE SPECIFIED:		APVD D.FENNELL 21MAR07	SIZE A2	
0 PLC ± -	1 PLC ± -	PRODUCT SPEC	CAGE CODE 00779	DRAWING NO 1985091
2 PLC ± -	3 PLC ± -	APPLICATION SPEC	RESTRICTED TO	
4 PLC ± -	ANGLES ± -	WEIGHT	SCALE NTS	
MATERIAL	FINISH	CUSTOMER DRAWING	SHEET 1 of 2	
			REV C1	

1985091

THIS DRAWING IS UNPUBLISHED. RELEASED FOR PUBLICATION
 © COPYRIGHT BY TYCO ELECTRONICS CORPORATION. ALL RIGHTS RESERVED.

LOC	DIST	REVISIONS			
P	LTR	DESCRIPTION	DATE	DWN	APVD
CE	16	SEE SHEET 1	-	-	-

1. MAXIMUM CASSETTE ASSEMBLY LOSS: 1.25dB.


2 WHITE MARKING ON MPO TO BE FACING TOWARD TOP OF CONNECTOR MODULE. WHITE MARK INDICATES FIBER 1 SIDE

3 SEE TRACE LABEL DETAIL

4. A COPY OF CASSETTE ASSEMBLY LOSS TEST DATA WILL BE PLACED INSIDE OR WITH THE UNIT PACKAGE. CASSETTES WILL BE TESTED AT 1310nm AND 1550nm WAVELENGTHS.

5. PRODUCT AND PROCESSING MUST MEET REQUIREMENTS OF TYCO ELECTRONICS STANDARD 230-702

6. GROMMETS AND PLUNGERS WILL BE PLACED IN A SMALL BAG. THIS SMALL BAG WILL BE PLACED INSIDE THE UNIT PACKAGE.



FIBER PATH - PAIRS FLIPPED

MPO L1 PORT POSITION NO	MPO L2 PORT POSITION NO	LC PORT POSITION NO
1	-	1A
2	-	1B
3	-	2A
4	-	2B
5	-	3A
6	-	3B
7	-	4A
8	-	4B
9	-	5A
10	-	5B
11	-	6A
12	-	6B
-	1	7A
-	2	7B
-	3	8A
-	4	8B
-	5	9A
-	6	9B
-	7	10A
-	8	10B
-	9	11A
-	10	11B
-	11	12A
-	12	12B

BLACK STANDARD	GREEN STANDARD	1-1985091-2
BLACK STANDARD	AQUA SECURE	1-1985091-1
BLACK STANDARD	SLATE SECURE	1-1985091-0
BLACK STANDARD	ROSE SECURE	1985091-9
BLACK STANDARD	VIOLET SECURE	1985091-8
BLACK STANDARD	BROWN SECURE	1985091-7
BLACK STANDARD	ORANGE SECURE	1985091-6
BLACK STANDARD	YELLOW SECURE	1985091-5
BLACK STANDARD	BLUE SECURE	1985091-4
BLACK STANDARD	GREEN SECURE	1985091-3
BLACK STANDARD	RED SECURE	1985091-2
BLACK STANDARD	BLUE STANDARD	1985091-1
MPO COUPLING BUSHING COLOR & TYPE	LC ADAPTER COLOR & TYPE	PART NUMBER

THIS DRAWING IS A CONTROLLED DOCUMENT.		DWN J.W.DAVIS 21MAR07	Tyco Electronics Corporation Harrisburg, PA 17105-3608	
DIMENSIONS: mm [INCHES]		CHK D.FENNELL 21MAR07	NAME CASSETTE ASSEMBLY, 24 FIBER, SINGLEMODE MPO - LC, PAIRS FLIPPED	
TOLERANCES UNLESS OTHERWISE SPECIFIED:		APVD D.FENNELL 21MAR07	PRODUCT SPEC	
0 PLC ± -		APPLICATION SPEC		
1 PLC ± -		SIZE A2 CAGE CODE 00779 DRAWING NO C=1985091 RESTRICTED TO		
2 PLC ± -		WEIGHT -		
3 PLC ± -		SCALE NTS SHEET 2 OF 2 REV C1		
4 PLC ± -		CUSTOMER DRAWING		
ANGLES ± -				
FINISH -				

Mouser Electronics

Authorized Distributor

Click to View Pricing, Inventory, Delivery & Lifecycle Information:

[TE Connectivity:](#)

[1985091-1](#)