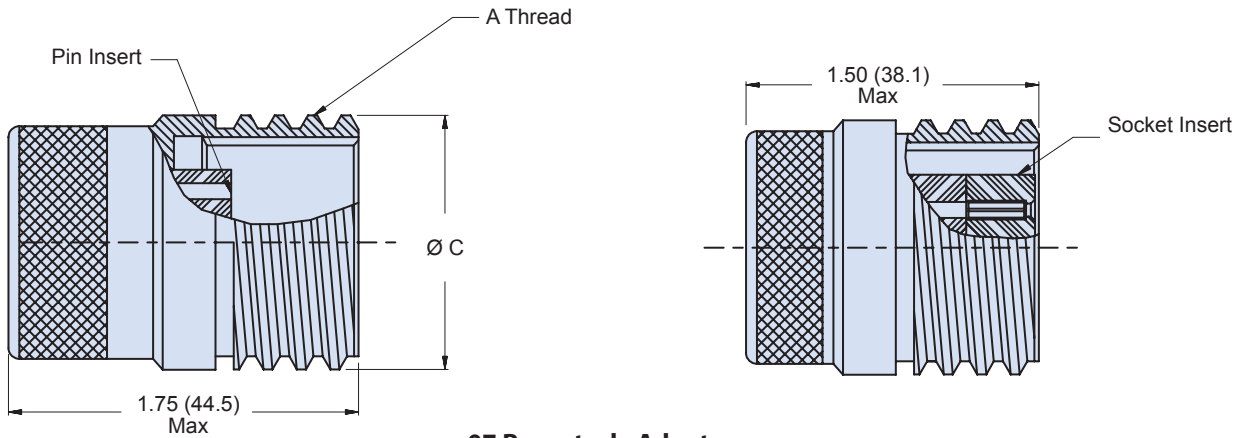
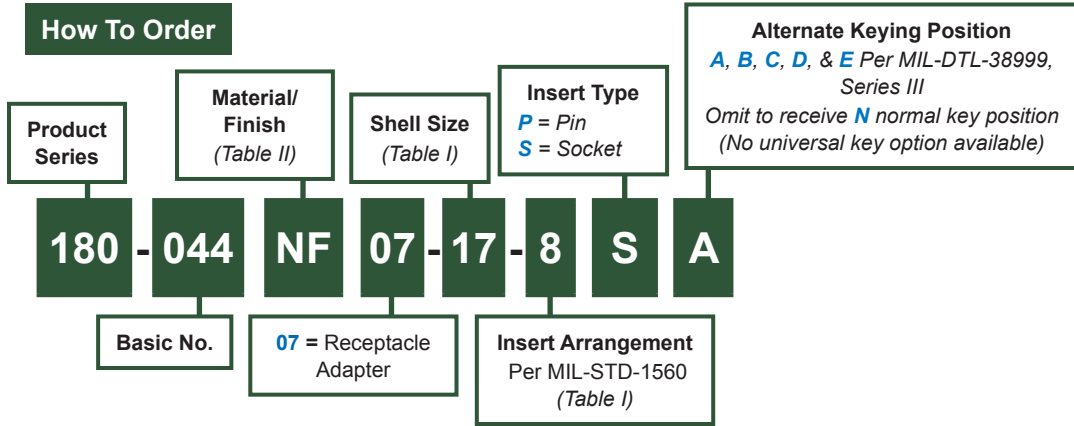




180-044 (07)

Fiber Optic Test Adapter, Receptacle
MIL-DTL-38999 Series III

MIL-DTL-38999 test adapter (receptacle)



07 Receptacle Adapter
U.S. PATENT NO. 5,960,137

Material and Finish

Shell: See Table II
 Insert: Hi-Grade Engineering Thermoplastic
 Alignment Sleeve: Zirconia Ceramic
 Retaining Clips: Copper Alloy
 Lock Cap, Lock Nut: Al Alloy/Anodize

Notes

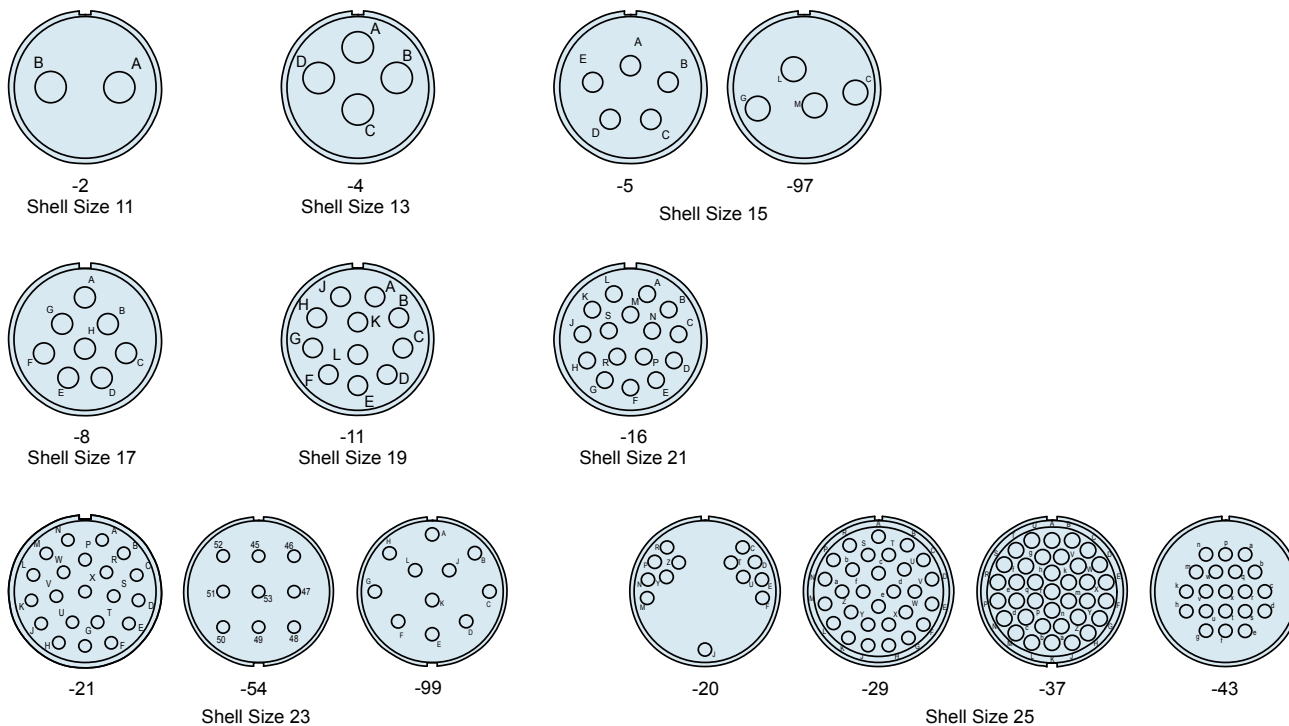
For fiber optic test probe (standard) jumper, see Glenair drawing ABC54705
 For fiber optic test probe (low profile, probe-to-probe) jumper, see Glenair drawing FO03187.
 Suggested for 25-37 insert arrangement.

180-044 (07)
Fiber Optic Test Adapter, Receptacle
MIL-DTL-38999 Series III



Test Probes
and Kits

Insert Arrangements: Socket Rear Insert Shown



Shell Size	Shell Size Code (Ref)	Shell Size & Insert Arrangement	A Thread 0.1P-0.3L-TS-2	Ø C Max
11	B	11-2	.750 (19.1)	.750 (19.1)
13	C	13-4	.875 (22.2)	.875 (22.2)
15	D	15-5	1.000 (25.4)	1.000 (25.4)
15	D	15-97	1.000 (25.4)	1.000 (25.4)
17	E	17-8	1.187 (30.1)	1.188 (30.2)
19	F	19-11	1.250 (31.8)	1.250 (31.8)
21	G	21-16	1.375 (34.9)	1.375 (34.9)
23	H	23-21	1.500 (38.1)	1.500 (38.1)
23	H	23-54	1.500 (38.1)	1.500 (38.1)
23	H	23-99	1.500 (38.1)	1.500 (38.1)
25	J	25-20	1.625 (41.3)	1.625 (41.3)
25	J	25-29	1.625 (41.3)	1.625 (41.3)
25	J	25-37	1.625 (41.3)	1.625 (41.3)
25	J	25-43	1.625 (41.3)	1.625 (41.3)

Code	Material	Finish
M	Aluminum Alloy	Electroless Nickel
NF		Cadmium/Olive Drab

