

PCB terminal block - ZFKDS 10-15,00 - 1986631

Please be informed that the data shown in this PDF Document is generated from our Online Catalog. Please find the complete data in the user's documentation. Our General Terms of Use for Downloads are valid (<http://phoenixcontact.com/download>)



PCB terminal block, Nominal current: 76 A, Nom. voltage: 1000 V, Pitch: 15 mm, Number of positions: 1, Connection method: Spring-cage connection, Mounting: Soldering, Conductor/PCB connection direction: 45 °, Color: green, The article can be aligned to create different nos. of positions!

The figure shows a 5-pos. version of the product

Why buy this product

- Color coding of individual positions supported
- Fully insulated bridges (FBSK) with different numbers of positions, e.g., for potential distribution
- Integrated test connection
- 15 mm pitch for unlimited 600 V UL approval
- Optional mounting flange (FL) for safe mounting in the device
- PCB terminal blocks with spring-cage connection, up to 16 mm² conductor cross section



Key commercial data

Packing unit	50 pc
Minimum order quantity	50 pc
GTIN	 4 017918 973094
Weight per Piece (excluding packing)	12.3 g
Custom tariff number	85369010
Country of origin	Poland

Technical data

Dimensions

Length	33.4 mm
Pitch	15 mm
Pin dimensions	1,2 x 1,4
Pin spacing	15 mm
Hole diameter	2.2 mm

General

Range of articles	ZFKDS(A) 10
-------------------	-------------

PCB terminal block - ZFKDS 10-15,00 - 1986631

Technical data

General

Insulating material group	I
Rated surge voltage (III/3)	8 kV
Rated surge voltage (III/2)	8 kV
Rated surge voltage (II/2)	8 kV
Rated voltage (III/3)	1000 V (800 V when using the plug-in bridge)
Rated voltage (III/2)	1000 V
Rated voltage (II/2)	1000 V
Connection in acc. with standard	EN-VDE
Nominal current I _N	76 A
Nominal cross section	10 mm ²
Maximum load current	76 A
Insulating material	PA
Solder pin surface	Sn
Inflammability class according to UL 94	V0
Stripping length	12 mm
Number of positions	1

Connection data

Conductor cross section solid min.	0.2 mm ²
Conductor cross section solid max.	16 mm ²
Conductor cross section stranded min.	0.2 mm ²
Conductor cross section stranded max.	16 mm ²
Conductor cross section stranded, with ferrule without plastic sleeve min.	0.25 mm ²
Conductor cross section stranded, with ferrule without plastic sleeve max.	10 mm ²
Conductor cross section stranded, with ferrule with plastic sleeve min.	0.25 mm ²
Conductor cross section stranded, with ferrule with plastic sleeve max.	10 mm ²
Conductor cross section AWG/kcmil min.	24
Conductor cross section AWG/kcmil max	6

Classifications

eCl@ss

eCl@ss 4.0	27141109
eCl@ss 4.1	27141109
eCl@ss 5.0	27141190
eCl@ss 5.1	27141190
eCl@ss 6.0	27261101
eCl@ss 7.0	27440401
eCl@ss 8.0	27440401

PCB terminal block - ZFKDS 10-15,00 - 1986631

Classifications

ETIM

ETIM 3.0	EC001121
ETIM 4.0	EC002643
ETIM 5.0	EC002643

UNSPSC

UNSPSC 6.01	30211801
UNSPSC 7.0901	39121432
UNSPSC 11	39121432
UNSPSC 12.01	39121432
UNSPSC 13.2	39121432

Approvals

Approvals


Approvals


UL Recognized / cUL Recognized / VDE Gutachten mit Fertigungsüberwachung / IECCEB Scheme / EAC / cULus Recognized

Ex Approvals

Approvals submitted

Approval details

UL Recognized 		
	B	C
mm ² /AWG/kcmil	24-6	24-6
Nominal current I _N	65 A	65 A
Nominal voltage U _N	600 V	600 V

cUL Recognized 		
	B	C
mm ² /AWG/kcmil	24-6	24-6
Nominal current I _N	65 A	65 A
Nominal voltage U _N	600 V	600 V

PCB terminal block - ZFKDS 10-15,00 - 1986631

Approvals

VDE Gutachten mit Fertigungsüberwachung	
mm ² /AWG/kcmil	0.2-16
Nominal current IN	76 A
Nominal voltage UN	1000 V

IECEE CB Scheme	
mm ² /AWG/kcmil	0.2-16
Nominal current IN	76 A
Nominal voltage UN	1000 V

EAC

cULus Recognized

Accessories

Necessary add-on products

PCB terminal block - ZFKDSA 10-16,7 - 1987067

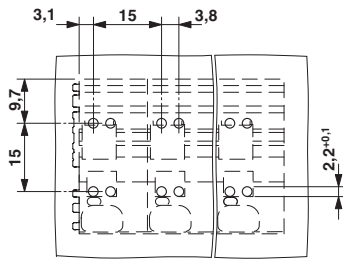


PCB terminal block, Nominal current: 76 A, Nom. voltage: 1000 V, Pitch: 15 mm, Number of positions: 1, Connection method: Spring-cage connection, Mounting: Soldering, Conductor/PCB connection direction: 45 °, Color: green, The article can be aligned to create different nos. of positions!

Drawings

PCB terminal block - ZFKDS 10-15,00 - 1986631

Drilling diagram



Dimensioned drawing

