

Printed-circuit board connector - MSTB 2,5/14-STF - 1786954

Please be informed that the data shown in this PDF Document is generated from our Online Catalog. Please find the complete data in the user's documentation. Our General Terms of Use for Downloads are valid (<http://phoenixcontact.com/download>)

Plug component, nominal current: 12 A, rated voltage (III/2): 320 V, number of positions: 14, pitch: 5 mm, connection method: Screw connection with tension sleeve, color: green, contact surface: Tin



The figure shows a 10-position version of the product

Why buy this product

- ✓ Plug-in direction parallel to the conductor axis
- ✓ Individual position coding by inserting coding profiles
- ✓ Standard plug-in system for 320 V (III/2)
- ✓ Well-known connection principle allows worldwide use
- ✓ Low temperature rise, thanks to maximum contact force
- ✓ Screwable flange for superior mechanical stability
- ✓ Allows connection of two conductors



Key Commercial Data

Packing unit	1 STK
GTIN	 4 017918 042912
GTIN	4017918042912
Weight per Piece (excluding packing)	24.590 g
Custom tariff number	85366990
Country of origin	Germany

Technical data

Dimensions

Length [l]	18.2 mm
Width [w]	80.01 mm

Printed-circuit board connector - MSTB 2,5/14-STF - 1786954

Technical data

Dimensions

Height [h]	15 mm
Pitch	5 mm
Dimension a	65 mm

General

Range of articles	MSTB 2,5/..-STF
Type of contact	Female connector
Number of positions	14
Connection method	Screw connection with tension sleeve
Insulating material group	I
Rated surge voltage (III/3)	4 kV
Rated surge voltage (III/2)	4 kV
Rated surge voltage (II/2)	4 kV
Rated voltage (III/3)	250 V
Rated voltage (III/2)	320 V
Rated voltage (II/2)	630 V
Connection in acc. with standard	EN-VDE
Nominal current I _N	12 A
Nominal cross section	2.5 mm ²
Maximum load current	12 A (with a 2.5 mm ² conductor cross section)
Insulating material	PA
Flammability rating according to UL 94	V0
Internal cylindrical gage	A3
Stripping length	7 mm
Screw thread	M3
Tightening torque, min	0.5 Nm
Tightening torque max	0.6 Nm

Connection data

Conductor cross section solid min.	0.2 mm ²
Conductor cross section solid max.	2.5 mm ²
Conductor cross section flexible min.	0.2 mm ²
Conductor cross section flexible max.	2.5 mm ²
Conductor cross section flexible, with ferrule without plastic sleeve min.	0.25 mm ²
Conductor cross section flexible, with ferrule without plastic sleeve max.	2.5 mm ²
Conductor cross section flexible, with ferrule with plastic sleeve min.	0.25 mm ²
Conductor cross section flexible, with ferrule with plastic sleeve max.	2.5 mm ²
Conductor cross section AWG min.	24

Printed-circuit board connector - MSTB 2,5/14-STF - 1786954

Technical data

Connection data

Conductor cross section AWG max.	12
2 conductors with same cross section, solid min.	0.2 mm ²
2 conductors with same cross section, solid max.	1 mm ²
2 conductors with same cross section, stranded min.	0.2 mm ²
2 conductors with same cross section, stranded max.	1.5 mm ²
2 conductors with same cross section, stranded, ferrules without plastic sleeve, min.	0.25 mm ²
2 conductors with same cross section, stranded, ferrules without plastic sleeve, max.	1 mm ²
2 conductors with same cross section, stranded, TWIN ferrules with plastic sleeve, min.	0.5 mm ²
2 conductors with same cross section, stranded, TWIN ferrules with plastic sleeve, max.	1.5 mm ²
Minimum AWG according to UL/CUL	30
Maximum AWG according to UL/CUL	12

Standards and Regulations

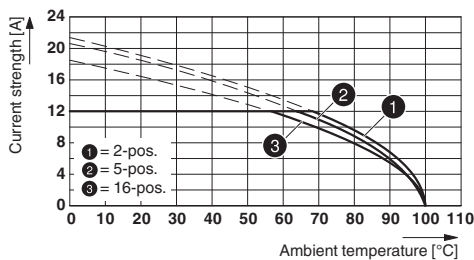
Connection in acc. with standard	EN-VDE
	CSA
Flammability rating according to UL 94	V0

Environmental Product Compliance

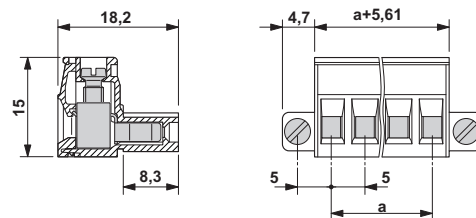
China RoHS	Environmentally Friendly Use Period = 50
	For details about hazardous substances go to tab "Downloads", Category "Manufacturer's declaration"

Drawings

Diagram



Dimensional drawing



Type: MSTB 2,5/...-STF with DFK-MSTB 2,5/...-GF

Printed-circuit board connector - MSTB 2,5/14-STF - 1786954

Classifications

eCl@ss

eCl@ss 4.0	272607xx
eCl@ss 4.1	27260701
eCl@ss 5.0	27260701
eCl@ss 5.1	27260701
eCl@ss 6.0	27260704
eCl@ss 7.0	27440402
eCl@ss 8.0	27440309
eCl@ss 9.0	27440309

ETIM

ETIM 3.0	EC001121
ETIM 4.0	EC002638
ETIM 5.0	EC002638
ETIM 6.0	EC002638

UNSPSC

UNSPSC 6.01	30211810
UNSPSC 7.0901	39121409
UNSPSC 11	39121409
UNSPSC 12.01	39121409
UNSPSC 13.2	39121409

Approvals

Approvals

Approvals


CSA / VDE Gutachten mit Fertigungsüberwachung / RS / IEC60335 CB Scheme / cULus Recognized / EAC / DNV GL


Ex Approvals

Approval details


Printed-circuit board connector - MSTB 2,5/14-STF - 1786954


Approvals

CSA		http://www.csagroup.org/services-industries/product-listing/	13631
	B	D	
mm ² /AWG/kcmil	28-12	28-12	
Nominal current IN	10 A	10 A	
Nominal voltage UN	300 V	300 V	

VDE Gutachten mit Fertigungsüberwachung		http://www.vde.com/en/Institute/OnlineService/ VDE-approved-products/Pages/Online-Search.aspx	40004701
mm ² /AWG/kcmil	0.2-2.5		
Nominal current IN	12 A		
Nominal voltage UN	250 V		

RS		http://www.rs-head.spb.ru/en/index.php	10.04059.250
----	---	---	--------------

IECEE CB Scheme		http://www.iecee.org/	DE1-58978-B1B2
mm ² /AWG/kcmil	0.2-2.5		
Nominal current IN	12 A		
Nominal voltage UN	250 V		

cULus Recognized		http://database.ul.com/cgi-bin/XYV/template/LISEXT/1FRAME/index.htm	E60425-19931011
	B	D	
mm ² /AWG/kcmil	30-12	30-12	
Nominal current IN	15 A	15 A	
Nominal voltage UN	300 V	150 V	

Printed-circuit board connector - MSTB 2,5/14-STF - 1786954

Approvals

EAC		B.01742
-----	---	---------

DNV GL	http://exchange.dnv.com/tari/	TAE00001EY
--------	---	------------

Accessories

Accessories

Bridge

Insertion bridge - EBP 2- 5 - 1733169



Insertion bridge, fully insulated, for connectors with 5.0 or 5.08 mm pitch, no. of positions: 2

Coding element

Coding profile - CP-MSTB - 1734634



Coding profile, is inserted into the slot on the plug or inverted header, red insulating material

Labeled terminal marker

Marker card - SK 5/3,8:FORTL.ZAHLEN - 0804183



Marker card, Card, white, labeled, Horizontal: Consecutive numbers 1 - 10, 11 - 20, etc. up to 91 - (99)100, mounting type: adhesive, for terminal block width: 5 mm, lettering field size: 5 x 3.8 mm

Screwdriver tools

Printed-circuit board connector - MSTB 2,5/14-STF - 1786954

Accessories

Screwdriver - SZS 0,6X3,5 - 1205053



Actuation tool, for ST terminal blocks, insulated, also suitable for use as a bladed screwdriver, size: 0.6 x 3.5 x 100 mm, 2-component grip, with non-slip grip

Additional products

Base strip - MSTB 2,5/14-GF - 1776812

Header, nominal current: 12 A, rated voltage (III/2): 320 V, number of positions: 14, pitch: 5 mm, color: green, contact surface: Tin, mounting: Wave soldering



Base strip - MSTBV 2,5/14-GF - 1777002

Header, nominal current: 12 A, rated voltage (III/2): 320 V, number of positions: 14, pitch: 5 mm, color: green, contact surface: Tin, mounting: Wave soldering



Base strip - EMSTB 2,5/14-GF - 1900196

Header, nominal current: 12 A, rated voltage (III/2): 320 V, number of positions: 14, pitch: 5 mm, color: green, contact surface: Tin, mounting: Press-in technology



Base strip - EMSTBV 2,5/14-GF - 1915181

Header, nominal current: 12 A, rated voltage (III/2): 320 V, number of positions: 14, pitch: 5 mm, color: green, contact surface: Tin, mounting: Press-in technology



