

PCB terminal block - ZFKDS 1-V-3,81 - 1707344

Please be informed that the data shown in this PDF Document is generated from our Online Catalog. Please find the complete data in the user's documentation. Our General Terms of Use for Downloads are valid (<http://phoenixcontact.com/download>)



PCB terminal block, Nominal current: 12 A, Nom. voltage: 200 V, Pitch: 3.81 mm, Number of positions: 1, Connection method: Spring-cage connection, Mounting: Soldering, Conductor/PCB connection direction: 90 °, Color: green, The article can be aligned to create different nos. of positions!



Key commercial data

| | |
|--------------------------------------|-----------------|
| Packing unit | 50 pc |
| Minimum order quantity | 50 pc |
| GTIN | 4 017918 136840 |
| Weight per Piece (excluding packing) | 1.23 g |
| Custom tariff number | 85369010 |
| Country of origin | Poland |

Technical data

Dimensions

| | |
|----------------|--------------|
| Length | 15.9 mm |
| Pitch | 3.81 mm |
| Pin dimensions | 0,8 x 0,8 mm |
| Hole diameter | 1.2 mm |

General

| | |
|----------------------------------|--------------|
| Range of articles | ZFKDS(A) 1-V |
| Insulating material group | I |
| Rated surge voltage (III/3) | 2.5 kV |
| Rated surge voltage (III/2) | 2.5 kV |
| Rated surge voltage (II/2) | 2.5 kV |
| Rated voltage (III/3) | 200 V |
| Rated voltage (III/2) | 200 V |
| Rated voltage (II/2) | 400 V |
| Connection in acc. with standard | EN-VDE |
| Nominal current I_N | 12 A |

PCB terminal block - ZFKDS 1-V-3,81 - 1707344

Technical data

General

| | |
|---|---|
| Nominal cross section | 1 mm ² |
| Maximum load current | 12 A (with 1.5 mm ² conductor cross section) |
| Insulating material | PA |
| Solder pin surface | Sn |
| Inflammability class according to UL 94 | V0 |
| Stripping length | 7.5 mm |
| Number of positions | 1 |

Connection data

| | |
|--|----------------------|
| Conductor cross section solid min. | 0.14 mm ² |
| Conductor cross section solid max. | 1.5 mm ² |
| Conductor cross section stranded min. | 0.14 mm ² |
| Conductor cross section stranded max. | 1 mm ² |
| Conductor cross section stranded, with ferrule without plastic sleeve min. | 0.25 mm ² |
| Conductor cross section stranded, with ferrule without plastic sleeve max. | 0.5 mm ² |
| Conductor cross section stranded, with ferrule with plastic sleeve min. | 0.25 mm ² |
| Conductor cross section stranded, with ferrule with plastic sleeve max. | 0.5 mm ² |
| Conductor cross section AWG/kcmil min. | 26 |
| Conductor cross section AWG/kcmil max | 16 |
| 2 conductors with same cross section, stranded min. | 0.14 mm ² |
| 2 conductors with same cross section, stranded max. | 0.2 mm ² |

Classifications

eCl@ss

| | |
|------------|----------|
| eCl@ss 4.0 | 27141109 |
| eCl@ss 4.1 | 27141109 |
| eCl@ss 5.0 | 27141190 |
| eCl@ss 5.1 | 27141190 |
| eCl@ss 6.0 | 27261101 |
| eCl@ss 7.0 | 27440401 |
| eCl@ss 8.0 | 27440401 |

ETIM

| | |
|----------|----------|
| ETIM 3.0 | EC001121 |
| ETIM 4.0 | EC002643 |
| ETIM 5.0 | EC002643 |

UNSPSC

| | |
|-------------|----------|
| UNSPSC 6.01 | 30211801 |
|-------------|----------|

PCB terminal block - ZFKDS 1-V-3,81 - 1707344

Classifications

UNSPSC

| | |
|---------------|----------|
| UNSPSC 7.0901 | 39121432 |
| UNSPSC 11 | 39121432 |
| UNSPSC 12.01 | 39121432 |
| UNSPSC 13.2 | 39121432 |

Approvals

Approvals


Approvals


UL Recognized / cUL Recognized / EAC / cULus Recognized

Ex Approvals


Approvals submitted

Approval details

| | | |
|---|-------|-------|
| UL Recognized  | | |
| | B | D |
| mm ² /AWG/kcmil | 26-16 | 26-16 |
| Nominal current I _N | 10 A | 10 A |
| Nominal voltage U _N | 250 V | 300 V |

| | | |
|--|-------|-------|
| cUL Recognized  | | |
| | B | D |
| mm ² /AWG/kcmil | 26-16 | 26-16 |
| Nominal current I _N | 10 A | 10 A |
| Nominal voltage U _N | 250 V | 300 V |

| |
|-----|
| EAC |
|-----|

| |
|--|
| cULus Recognized  |
|--|

PCB terminal block - ZFKDS 1-V-3,81 - 1707344

Accessories

Accessories

Labeled terminal marker

Marker card - SK 3,81/2,8:FORTL.ZAHLEN - 0804109



Marker card, Card, white, labeled, Horizontal: Consecutive numbers 1 - 10, 11 - 20, etc. up to 91 - (99)100, Mounting type: Adhesive, for terminal block width: 3.81 mm, Lettering field: 3.81 x 2.8 mm

Screwdriver tools

Screwdriver - SZF 0-0,4X2,5 - 1204504



Actuation tool, for ST terminal blocks, also suitable for use as a bladed screwdriver, size: 0.4 x 2.5 x 75 mm, 2-component grip, with non-slip grip

Necessary add-on products

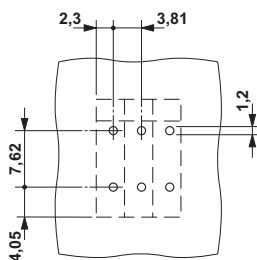
PCB terminal block - ZFKDSA 1-V-6,35 - 1707357



PCB terminal block, Nominal current: 12 A, Nom. voltage: 200 V, Pitch: 3.81 mm, Number of positions: 1, Connection method: Spring-cage connection, Mounting: Soldering, Conductor/PCB connection direction: 90 °, Color: green

Drawings

Drilling diagram



Dimensioned drawing

