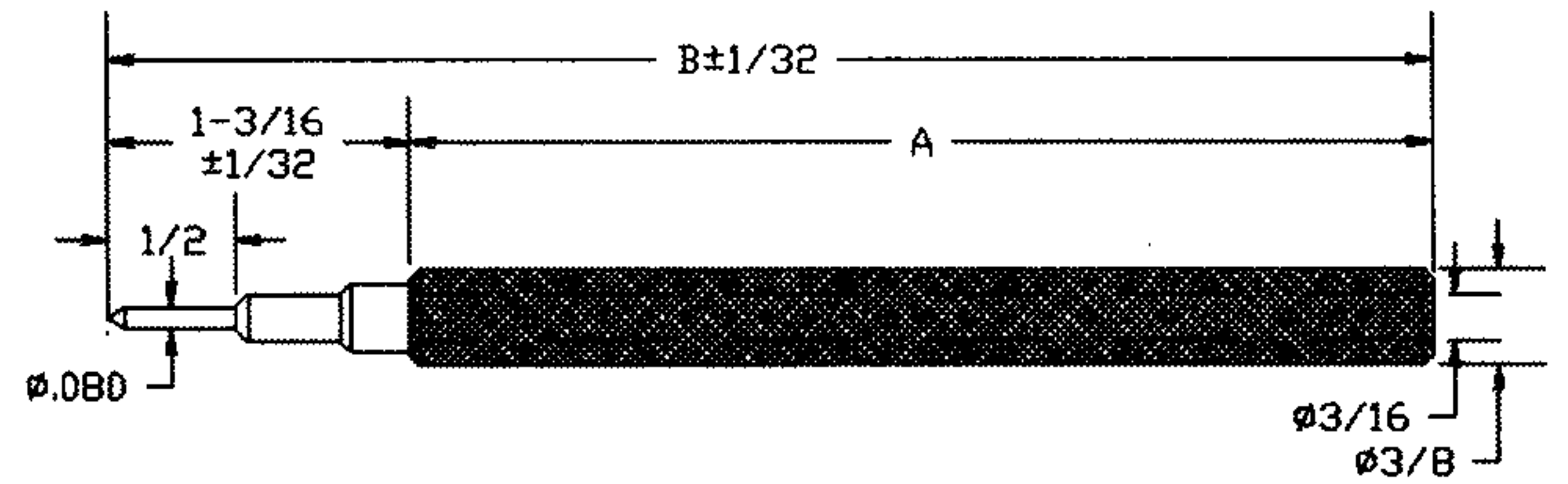


TEST PRODS

PROD TIPS, CHUCKS AND COLLARS SUPPLIED BRASS NICKEL PLATED. MOLDED THERMO-PLASTIC HANDLES

THREADED - SOLDER TYPE

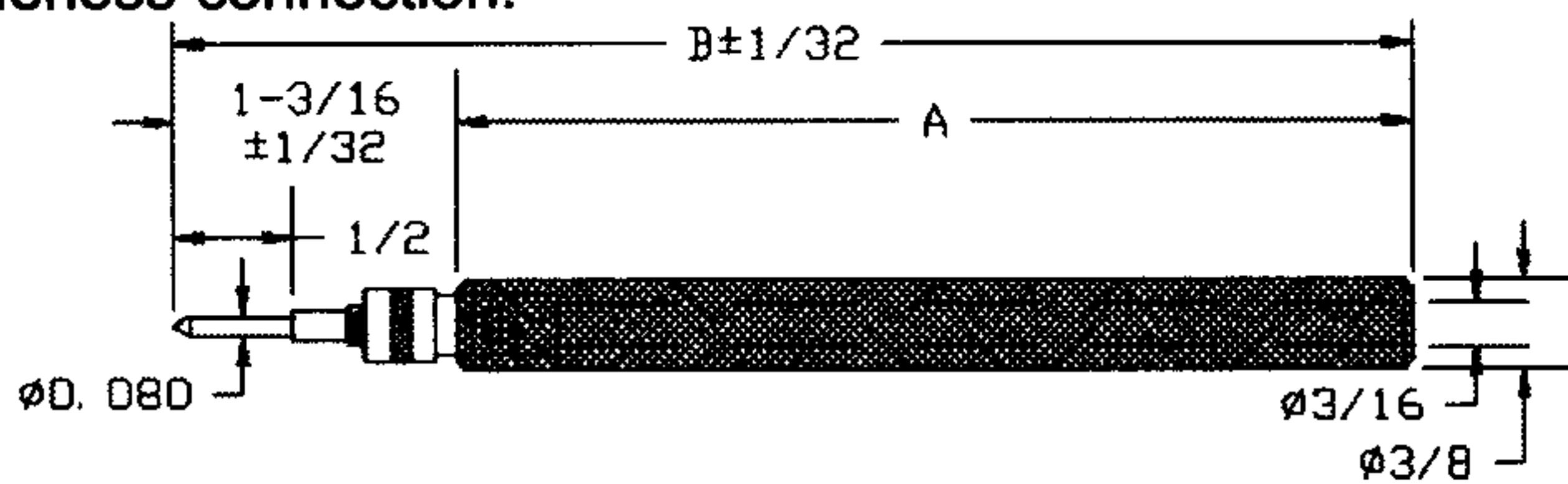
.161 Dia. hole in prod enables use of heavy duty wire



Part No.	A	B	COLOR
01-2604-4-0210	4"	5-3/16"	Black
01-2604-4-0212	4"	5-3/16"	Red
01-2604-5-0210	5-1/2"	6-11/16"	Black
01-2604-5-0212	5-1/2"	6-11/16"	Red

THREADED - SOLDERLESS TYPE

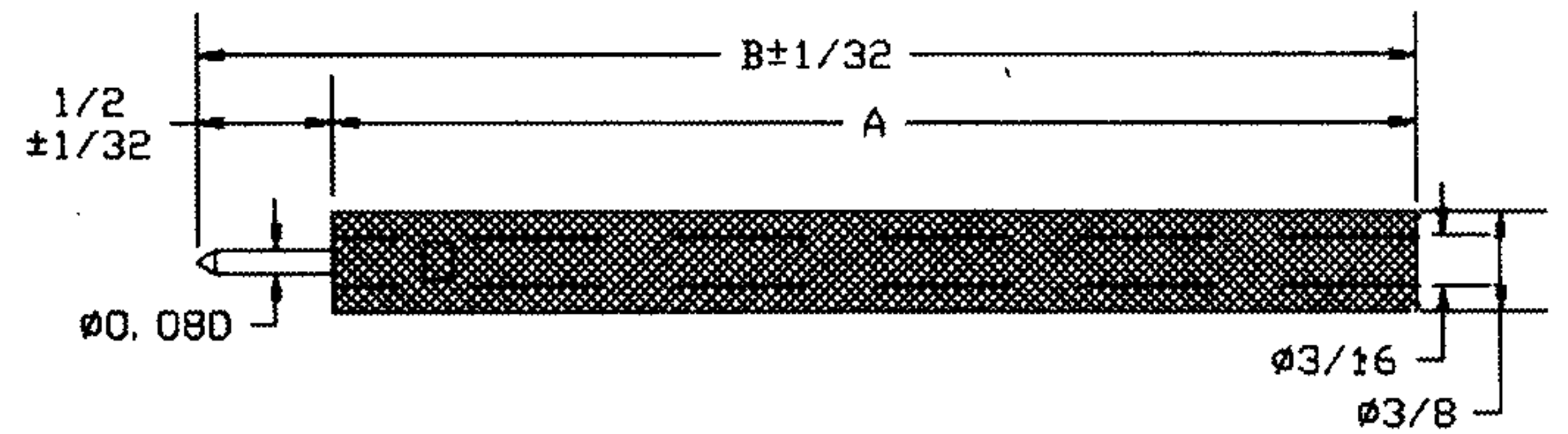
Feed wire thru body, wrap, and secure with knurled collar for solderless connection.



Part No.	A	B	COLOR
01-2601-4-0210	4"	5-1/4"	Black
01-2601-4-0212	4"	5-1/4"	Red
01-2601-5-0210	5-1/2"	6-3/4"	Black
01-2601-5-0212	5-1/2"	6-3/4"	Red

THREADED - SOLDER TYPE

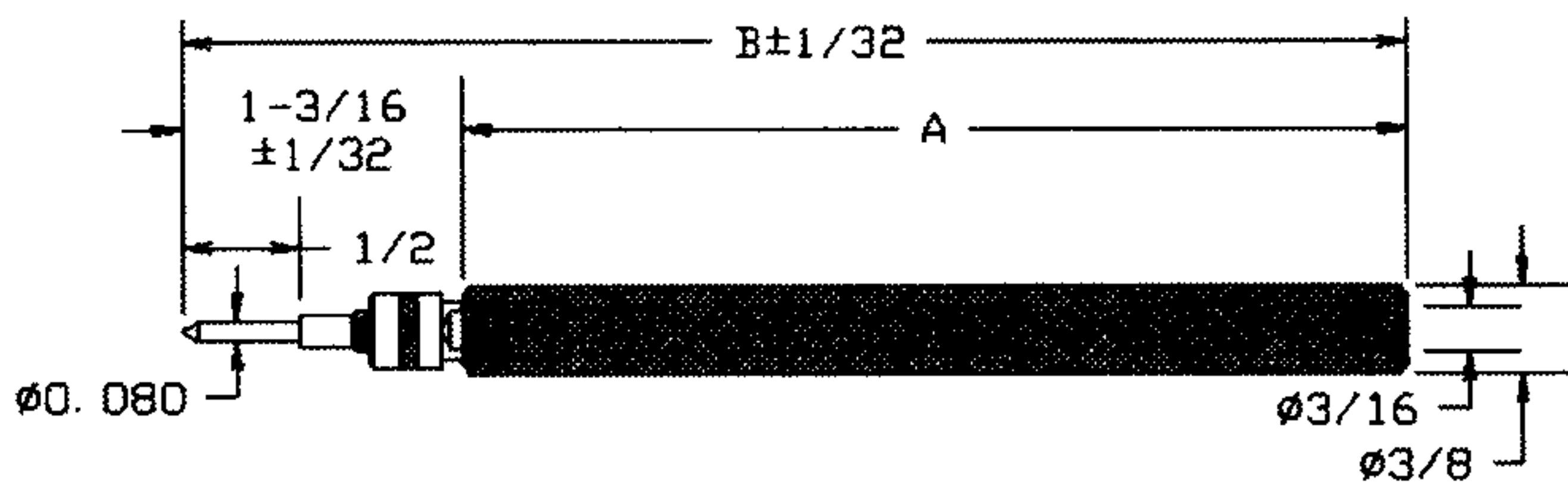
Prode assemblies flush with insulating handle



Part No.	A	B	COLOR
01-2605-4-0210	4"	4-1/2"	Black
01-2605-4-0212	4"	4-1/2"	Red
01-2605-5-0210	5-1/2"	6"	Black
01-2605-5-0212	5-1/2"	6"	Red

FORCE FIT - SOLDERLESS TYPE

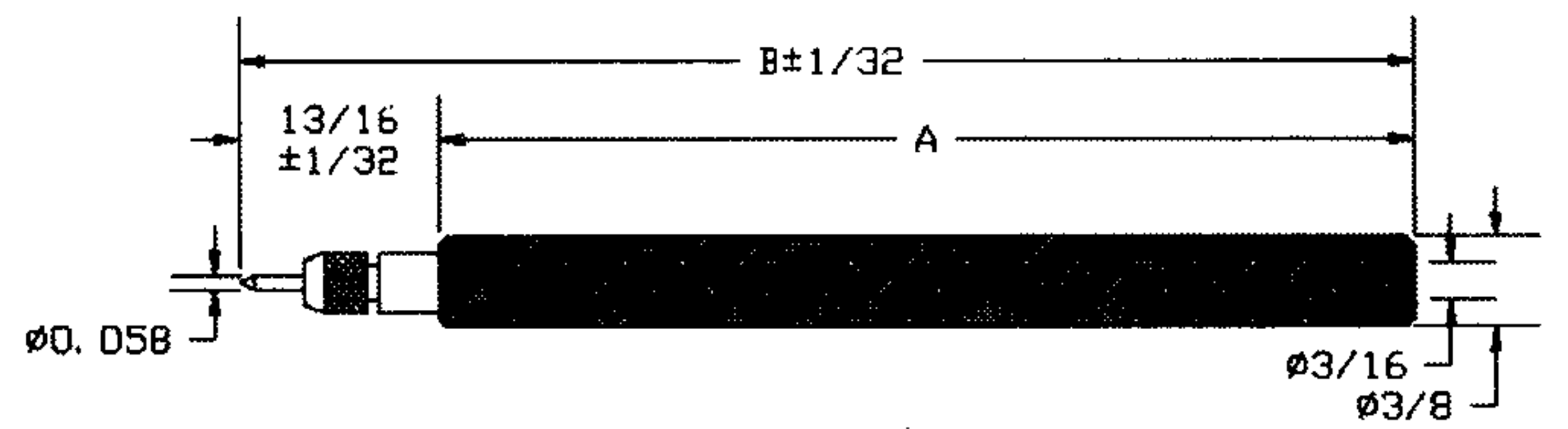
Same as above except prod tip is force fit into handle rather than threaded



Part No.	A	B	COLOR
01-2602-4-0210	4"	5-1/4"	Black
01-2602-4-0212	4"	5-1/4"	Red
01-2602-5-0210	5-1/2"	6-3/4"	Black
01-2602-5-0212	5-1/2"	6-3/4"	Red

THREADED - PIERCING TYPE


Removable chuck allows for easy needle replacement



Part No.	A	B	COLOR
01-2606-4-0210	4"	4-13/16"	Black
01-2606-4-0212	4"	4-13/16"	Red
01-2606-5-0210	5-1/2"	6-5/16"	Black
01-2606-5-0212	5-1/2"	6-5/16"	Red

DUAL TEST ADAPTER DUAL BANANA PLUG

01-2552-1-0210 (BLK)
01-2552-1-0212 (RED)




Molded nylon, nickel plated brass. Mates with standard dual binding post with 3/4" centers. Polarity indicated on top and side. Can be stacked for multiple connections. Available in red and black.

DUAL TEST ADAPTER BANANA JACKS TO DOUBLE PIN TIP PLUG WITH SETSCREWS

25-2576-1-0210 (BLK)

Rating: 3000 WVDC, 5 Amps.



.750 centers
Double banana jack. .166 Dia. Brass, nickel plated. Double pin tip plug. Brass, nickel plated. Setscrews secure cable and/or component leads. Available in ABS black.

CONCORD