


Number of contacts

9-37



SMC stamped solder pins, straight with/without grounding board locks


| Identification | No. of contacts | Part No. | |
|---|-----------------|-------------------------------|-----------------|
| Performance levels Explanations see page 21.08 Other performance levels on request | | Performance level 3 | |
| | | Performance level 2 | |
| Male connector metal shell with dimples | | | |
| Without grounding board locks | 9 | 09 65 129 770 . | 09 65 129 670 . |
| | 15 | 09 65 229 770 . | 09 65 229 670 . |
| | 25 | 09 65 329 770 . | 09 65 329 670 . |
| | 37 | 09 65 429 770 . | 09 65 429 670 . |
| With grounding board locks | 9 | 09 65 169 771 . | 09 65 169 671 . |
| | 15 | 09 65 269 771 . | 09 65 269 671 . |
| | 25 | 09 65 369 771 . | 09 65 369 671 . |
| | 37 | 09 65 469 771 . | 09 65 469 671 . |
| Female connector metal shell | | | |
| Without grounding board locks | 9 | 09 66 115 750 . | 09 66 115 650 . |
| | 15 | 09 66 215 750 . | 09 66 215 650 . |
| | 25 | 09 66 315 750 . | 09 66 315 650 . |
| | 37 | 09 66 415 750 . | 09 66 415 650 . |
| With grounding board locks | 9 | 09 66 155 751 . | 09 66 155 651 . |
| | 15 | 09 66 255 751 . | 09 66 255 651 . |
| | 25 | 09 66 355 751 . | 09 66 355 651 . |
| | 37 | 09 66 455 751 . | 09 66 455 651 . |
| Please insert digit for flange thread or fitted female screw locks | | | |
| M3 ▶ | 1 | | |
| 4-40 UNC ▶ | 2 | | |
| fitted screw locks 4-40 UNC ▶ | 3 ¹⁾ | | |

SMC technology

¹⁾ Fitted screw locks 4-40 UNC not normally kept in stock for performance level 3
 Connector dimensions see page 21.11. Mating conditions see page 21.08.

Number of contacts

9-37



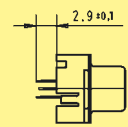
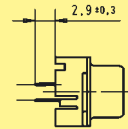
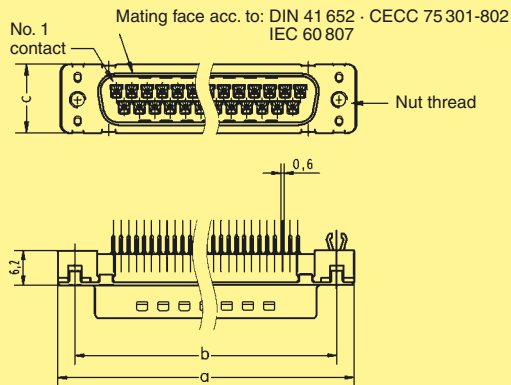
SMC stamped solder pins, straight with/without grounding board locks

Identification

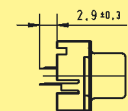
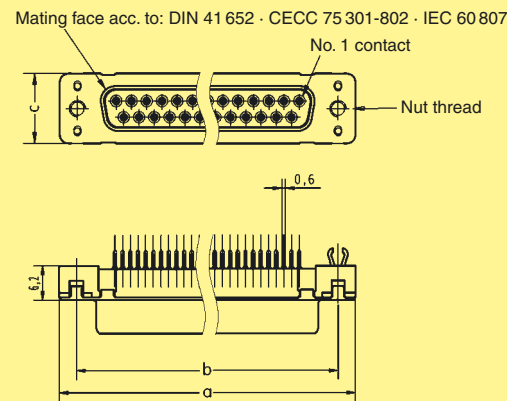
Drawing

Dimensions in mm

Male connector



Female connector



| | a | b _{±0.1} | c | g | h |
|----|------|-------------------|------|-------------------|-------------------|
| 9 | 30.9 | 25.0 | 12.5 | 4 x 2.74 = 10.96 | 3 x 2.74 = 8.22 |
| 15 | 39.2 | 33.3 | 12.5 | 7 x 2.74 = 19.18 | 6 x 2.74 = 16.44 |
| 25 | 53.1 | 47.0 | 12.5 | 12 x 2.76 = 33.12 | 11 x 2.76 = 30.36 |
| 37 | 69.4 | 63.5 | 12.5 | 18 x 2.76 = 49.68 | 17 x 2.76 = 46.92 |

Board drillings

