
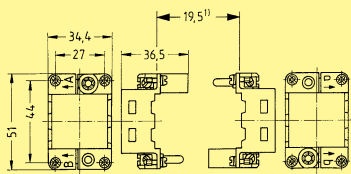
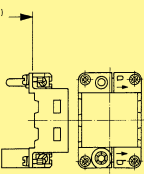

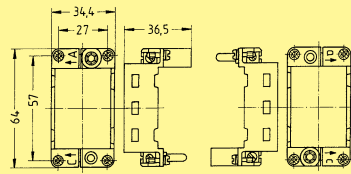
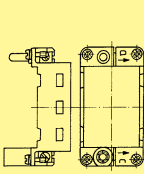

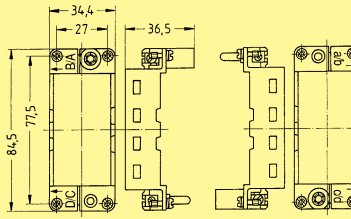
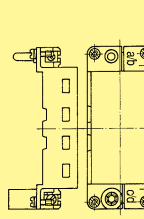

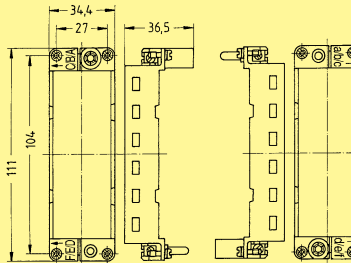
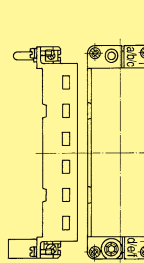
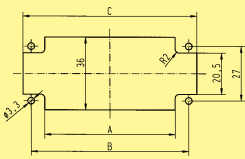

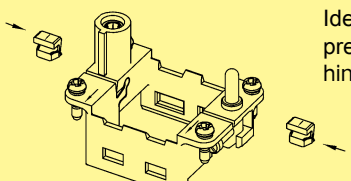


Identification	Part number for Hood/Housing 2)			Drawing	Dimensions in mm																				
	Size	Marking A ... F	Marking a ... f																						
Hinged frame for 2 modules 	6 B	09 14 006 0303	09 14 006 0313	Hoods 	Housings 																				
Hinged frame for 3 modules 	10 B	09 14 010 0303	09 14 010 0313																						
Hinged frame for 4 modules 	16 B	09 14 016 0303	09 14 016 0313																						
Hinged frame for 6 modules 	24 B	09 14 024 0303	09 14 024 0313																						
				Panel cut out 																					
				<table border="1"> <thead> <tr> <th>Size</th> <th>A</th> <th>B</th> <th>C</th> </tr> </thead> <tbody> <tr> <td>6 B</td> <td>35</td> <td>44</td> <td>52</td> </tr> <tr> <td>10 B</td> <td>49</td> <td>57</td> <td>66</td> </tr> <tr> <td>16 B</td> <td>64</td> <td>77.5</td> <td>85.5</td> </tr> <tr> <td>24 B</td> <td>94</td> <td>104</td> <td>112</td> </tr> </tbody> </table>	Size	A	B	C	6 B	35	44	52	10 B	49	57	66	16 B	64	77.5	85.5	24 B	94	104	112	
Size	A	B	C																						
6 B	35	44	52																						
10 B	49	57	66																						
16 B	64	77.5	85.5																						
24 B	94	104	112																						
Locking element for hinged frames (20 pieces per bloc) 		09 14 000 9960	09 14 000 9960		Ideal to pre-assemble the hinged frames																				

1) Distance max. 20.5 mm
 2) Hinged frames can be used either in hood or housing
 Both different markings must be used for one connector!

Stock items in bold type