Alle Rechte vorbehalten/ All rights reserved

Y
Lochbild
board drillings

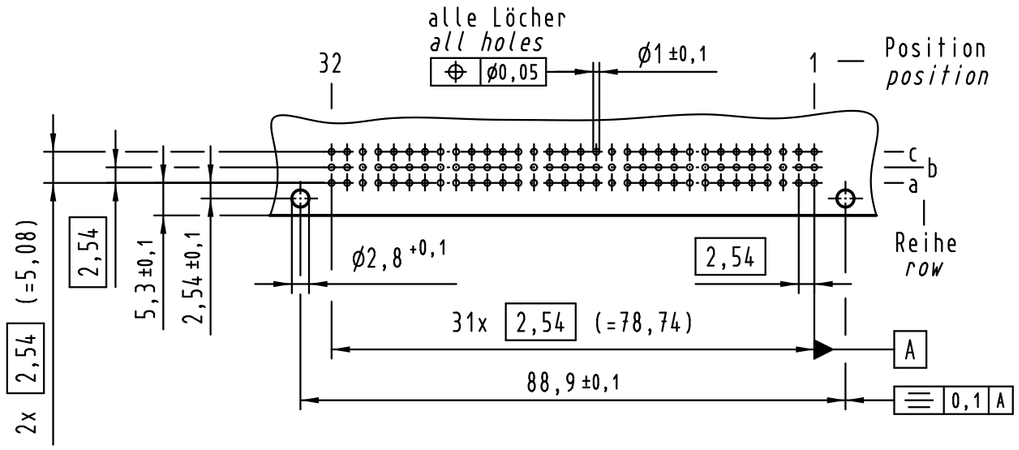

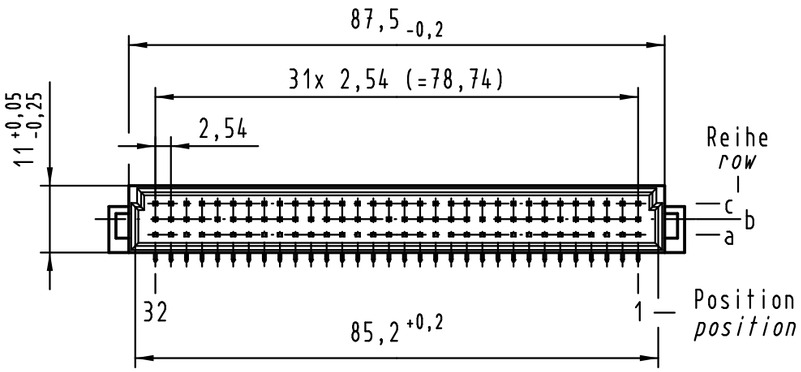

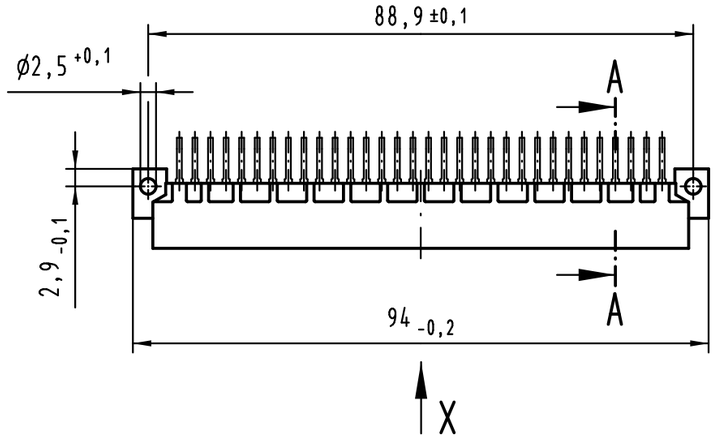

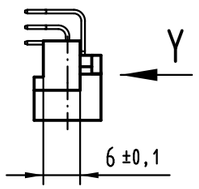

A-A (2:1)

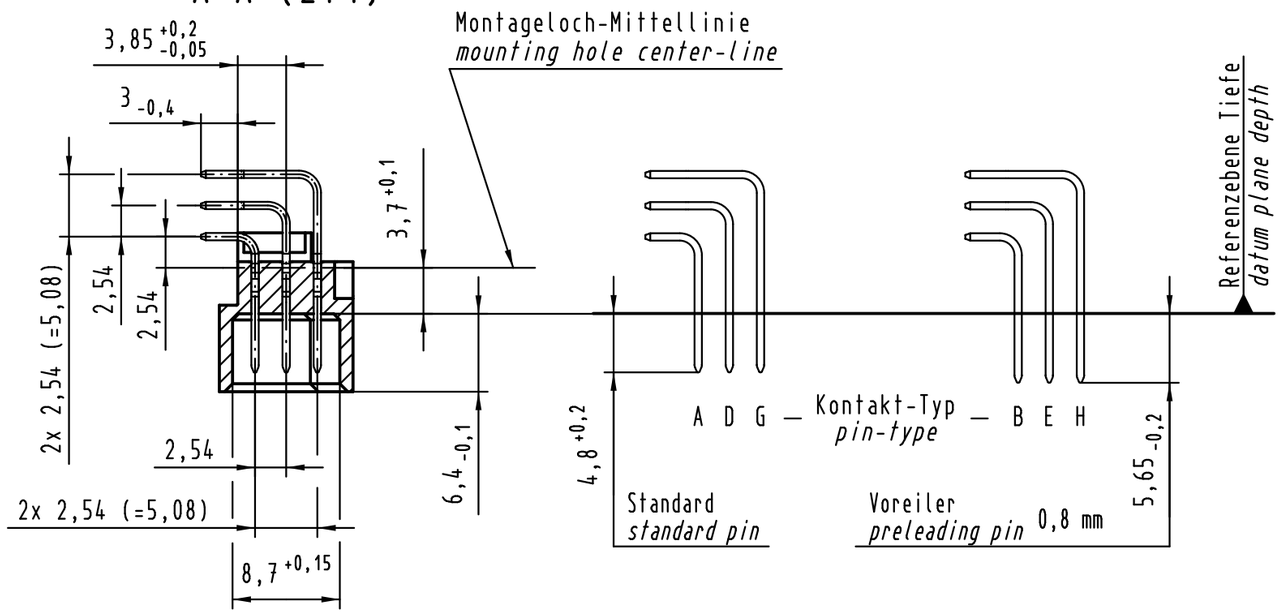

X Kontaktbelegung
contact loading

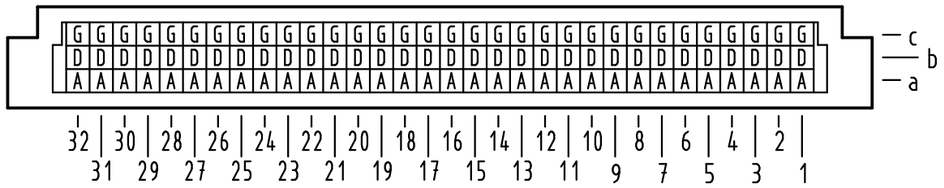

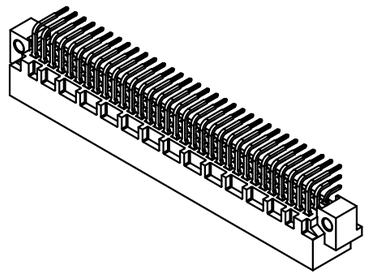

09 03 196 6921 222	2
09 06 196 2921 222	1
Bestell-Nr. *part-no.*	Anforderungsstufe *performance level* (1)

(1) weitere Informationen siehe: DS 09 03 122 02 02
further information see: DS 09 03 122 02 02

All Dimensions in mm Original Size DIN A 3			Techn. Character.				Nicht tolerierte Maße/*Free size tolerances* ergänzend/*complementary* IEC 60603-2
				Dat.	Name	Maßstab/*Scale*	**Bauform / *type* C**
			Detail.	04.05.10	Lk	1:1	Messerleiste Einlöt 96-polig, NFF F1/12
			Insp.	04.05.10	TD		*male connector solder 96-pole, NFF F1/12*
36471	08.02.12	Hage.	Stand.				
36054	15.06.10	Hage.	HARTING Electronics GmbH & Co. KG D-32339 ESPELKAMP				TB09 03 196 x921 222
36037							Sub.
Mod.	Dat.	Name					Blatt/*page*