

Shock-Safe Fuseholder, 5 x 20 mm, Slotted Cap, 4 W / 16 A, IP 40 / IP 67



250 VAC · 4 W/16 A (VDE) · 600 VAC/DC · 30 A (UL/CSA)



Description

- Screw type fuse carrier

Unique Selling Proposition

- Fuseholder with high rated power acceptance
- Panel thickness up to 10mm

Standards

- IEC 60127-6
- UL 4248-1
- CSA C22.2 no. 4248.1


Approvals

- VDE Certificate Number: 127212
- UL File Number: E39328

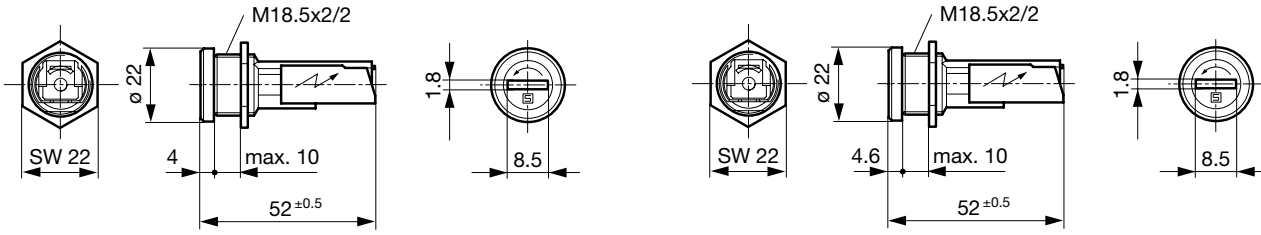

Weblinks

[pdf-datasheet](#), [html-datasheet](#), [General Product Information](#), [Packaging details](#), [Approvals](#), [CE declaration of conformity](#), [RoHS](#), [CHINA-RoHS](#), [REACH](#), [Distributor-Stock-Check](#), [Accessories](#), [Detailed request for product](#)

Technical Data

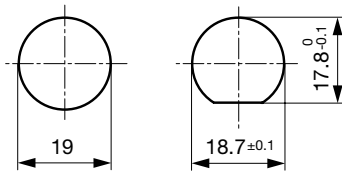
Shock-Safe Category	PC2	Soldering Methods	Iron Soldering Profile
Fuse-Link	5 x 20 mm	Solderability	350 °C / 2 sec acc. to IEC 60068-2-20, Test Ta, method 2
Mounting	Panel Mount, Front Side	Resistance to Soldering Heat	350 °C / 10 sec acc. to IEC 60068-2-20, Test Tb, method 2
Attachment	Fixing Nut	Contact Resistance	< 3.5 mΩ at 20 mV
Terminal	Solder or Quick-Connect 6.3 x 0.8 mm	Dielectric Strength	> 3 kV > 4 kV between L/N-PE (50 Hz; 1 min)
Rated Voltage	250 VAC (VDE), 600 VAC/DC (UL/CSA)	Impulse Withstand Voltage	> 4 kV between L-N > 6 kV between L/N-PE
Rated current	16 A (VDE), 30 A (UL/CSA)	Insulation Resistance	> 10 MΩ between L-N > 100 MΩ between L/N-PE (500 VDC; 1 min)
Rated Power Acceptance IEC	4 W / 16 A @ Ta 23 °C Admissible power acceptance at higher ambient temperature see derating curves	Overvoltage Category	I - II acc. to IEC 60664-1
Degree of Protection	IP 40 / IP 67	Pollution Degree	1 - 2 acc. to IEC 60664-1
Protection Class	Suitable for appliances with protection class I or II acc. to IEC 61140	Admissible Torque on Fixing Nut	max 1.2 Nm
Admissible Ambient Air Temp.	-40 °C to 85 °C	Plattendicke	max 10 mm
Climatic Category	40/085/21 acc. to IEC 60068-1		
Material: Socket	Thermoset, black, UL 94V-0		
Material: Terminals	Tin-Plated Copper		
Unit Weight	30 g		
Storage Conditions	0 °C to 60 °C, max. 70% r.h.		
Product Marking	 Type, Rated Voltage, Rated current, Approvals		

Dimension



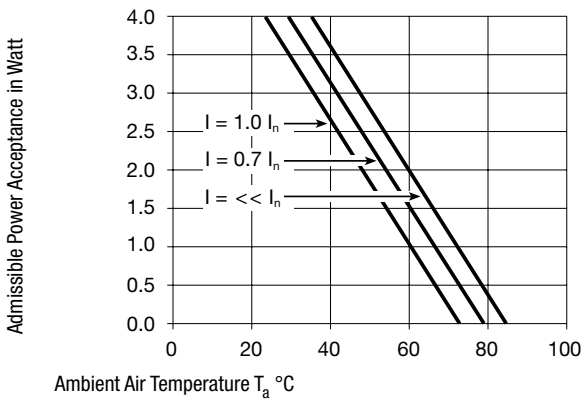
Variants 0031.2203, 0031.2207

Variants 0031.2201 und 0031.2205



Mounting holes

Derating Curves



All Variants

Holder	Cap	Terminal	Degree of Protection	Order Number
●	slotted	Solder	IP 67	0031.2201
●	slotted	Quick-Connect 6.3 x 0.8 mm	IP 67	0031.2205
●	slotted	Solder	IP 40	0031.2203
●	slotted	Quick-Connect 6.3 x 0.8 mm	IP 40	0031.2207

Most Popular.

Availability for all products can be searched real-time: <http://www.schurter.com/Stock-Check/Stock-Check-SCHURTER>

Packaging Unit Bulk (25 pcs.)

Accessories

Description



Cover FIZ, FUL
Insulation Cover for FIZ, FUL

Suitable for all variants

0859.0046