



Safe-T-Plus Fuse 259 Series

RoHS Baseefa 



Agency Approvals

Agency	Agency File Number	Ampere Range
Baseefa	Baseef02ATEX0071U IECEX BAS 10.0098U	62mA - 5A
	E10480	62mA - 5A

Electrical Characteristics for Series

% of Ampere Rating	Opening Time
100%	4 Hours, Minimum
200%	5 Seconds, Maximum

Description

The Safe-T-Plus 259 Series offers a range of encapsulated fuses designed to enable greater safety for operating electronic equipment within potentially explosive environments. Originally designed to serve the needs of gas plants, petrochemical and processing industries, these fuses are certified for use within intrinsically safe apparatus ATEX (EN 60079-0:2009 & EN 60079-11:2007), IECEx) IEC 60079-0:2007 & IEC 60079-11:2006).

The fuse design and its encapsulant are suitable for use in intrinsically safe apparatus for voltage not exceeding 125V rms (190V peak).

Features

- Hermetically sealed
- 62mA - 5A range options
- Designed to operate within environments where there is danger of gas explosion from faulty circuits
- Meet certification for use within intrinsically safe apparatus for applications such as gas plants, petrochemical and processing industries

Applications

- Testing, measuring or processing electronic and electrical equipment

Additional Information



Datasheet




Resources



Samples

Electrical Specifications by Items

Ampere Rating (A)	Amp Code	Interrupting Rating	Nominal Cold Resistance (Ohms)	Nominal Melting I ² t (A ² Sec.)	Nom Voltage Drop (mV)	Agency Approvals	
						Baseefa	
0.062	.062	50A @ 125 VAC 300A @ 125 VDC	7.00	0.00016	2.10	x	x
0.125	.125		1.70	0.0012	1.30	x	x
0.250	.250		0.67	0.0095	0.83	x	x
0.375	.375		0.395	0.025	0.81	x	x
0.500	.500		0.302	0.0598	0.78	x	x
0.750	.750		0.175	0.153	0.23	x	x
1.00	.001		0.128	0.256	0.24	x	x
3.00	.003		0.275	1.27	0.131	x	x
5.00	.005	50A @ 125 VAC 300A @ 63 VDC	0.0158	4.14	0.110	x	x

1) The fuse must be so mounted that creepage and clearance distances aren't impaired in any way.

2) The fuse is suitable for use in intrinsically safe equipment for voltages not exceeding 190V peak.

3) Maximum surface temperature rise at 170% rated current ≤750mA=40°C, 1A=55°C, 3A=118°C and 5A=135°C.

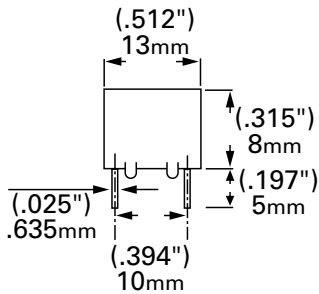
Product Characteristics

Operating Temperature	- 55°C to 90°C
Thermal Shock	Withstands 5 cycles of - 55°C to 125°C
Vibration	Per MIL-STD-202F
Insulation Resistance (After Opening)	Greater than 10,000 ohms

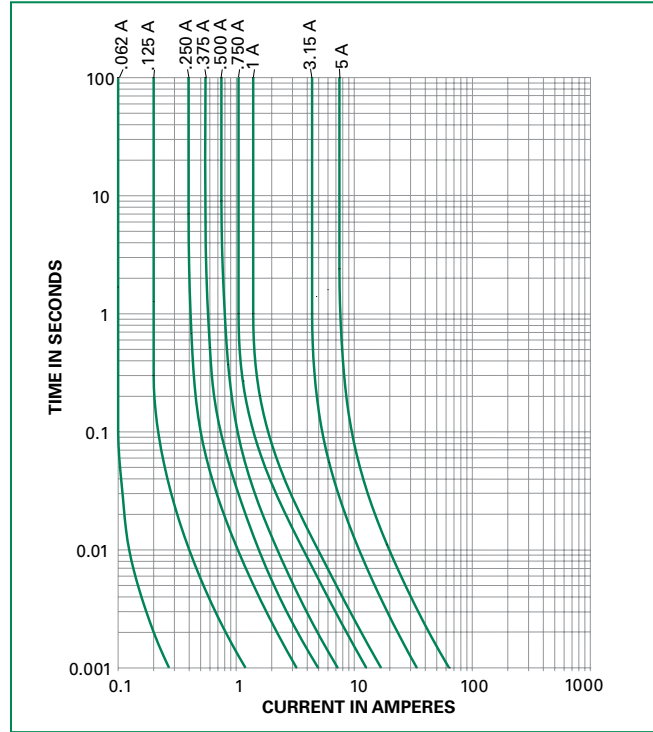
Soldering Parameters

Wave Soldering	260°C, 10 seconds max.
-----------------------	------------------------

Dimensions



Average Time Current Curves



Part Numbering System

0259.062M

SERIES

AMP Code

The dot is positioned before the Packaging Suffix with whole ratings and within the numbering sequence for fractional ratings. Refer to Amp Code column in the Electrical Specifications table.

PACKAGING Code

M = Bulk pack, 1000 pcs
T = Bulk pack, 10 pcs

Example:
1 amp product is
0259**001**.M
(.062 amp product shown).