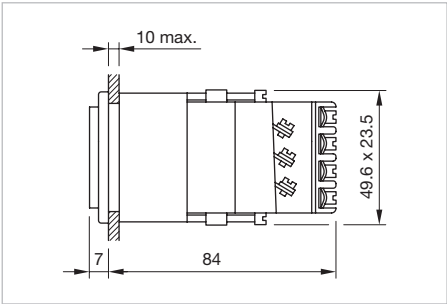


03 Flush design

Illuminated pushbutton single headed, IP 40





Product can differ from the current configuration.




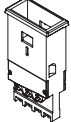
Dimensions [mm]


Equipment consisting of (schematic overview)

**Front bezel** *Seite 17*

**Lens** *Seite 13*

**LED** *Seite 22*

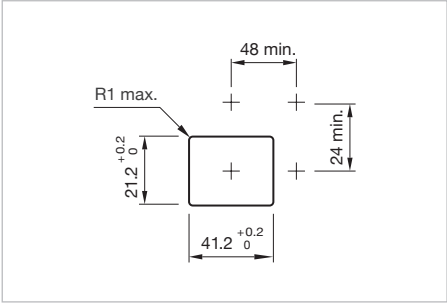
**Actuator**

**Fixing sleeve**


Each Part Number listed below includes all the black components shown in the 3D-drawing.

To obtain a complete unit, please select the red components from the pages shown.

- Additional Information**
- For front dimension 24 x 48 mm
  - For LED element fitting information see «Application guidelines»
  - Has two independent lamp bases
  - Light barrier ordered separately



Mounting cut-outs [mm]

Contacts	Switching action	Terminal	Part No.	Wiring diagram	Weight
 <b>Illuminated pushbutton actuator single-headed</b>					
1 C	B	Screw	<b>03-616.011</b>	1	0.070 kg
	C	Screw	<b>03-618.011</b>	2	0.070 kg
2 C	B	Screw	<b>03-617.011</b>	3	0.075 kg
	C	Screw	<b>03-619.011</b>	4	0.075 kg
	B - C	Screw	<b>03-620.011</b>	5	0.075 kg

Contacts: C = Changeover  
Switching action: B = Momentary, C = Maintained

