

Frontpanel Switch, Momentary Action, Medium Stroke, 10 mm



Weblinks

[html-datasheet](#), [General Product Information](#), [CE declaration of conformity](#), [RoHS](#), [CHINA-RoHS](#), [e-Shop](#), [CAD-Drawings](#), [Product News](#), [Detailed request for product](#)

All Variants

Description	Order Number
LDT	0041.9141

Availability for all products can be searched real-time:<http://www.schurter.com/en/Stock-Check/Stock-Check-SCHURTER>

DATA LDT, LDS SWITCHES—MOMENTARY (LDT) AND LATCHING (LDS) ACTION



BENEFITS

- Absolute reliability and simple assembly
- Compact design with very small mounting depth
- Excellent price/performance ratio
- Suitable for front and print-mounting
- Good illumination
- Many different application fields

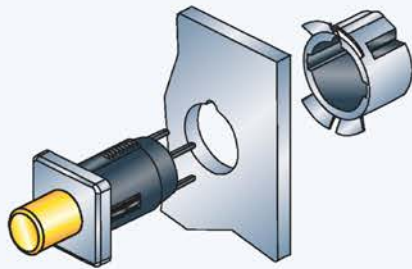
		LDT	LDS
Electrical data			
Switching voltage	[mV]	min. 100 AC / DC	min. 100 AC / DC
	[V]	max. 60 AC / 50 DC	max. 60 AC / 50 DC
Switching current max.	[mA]	200	200
Lifetime (at rated breaking capacity 1.2W)		> 10 ⁵	> 10 ⁵
Initial contact resistance, new	[mΩ]	<20	<20
Initial contact resistance, after lifetime	[mΩ]	<25	<25
Insulation resistance	[Ω]	> 10 ¹⁰	> 10 ¹⁰
Contact bounce time	[ms]	typ. 0.5	typ. 0.5
Mechanical data			
Actuating force	[N]	1.2 ± 0.6	
Contact travel	[mm]	1.3 ± 0.5	
End contact travel	[mm]	2.9 ± 0.5	
End stop strength	[N]	>50	>50
Lifetime	[operations]	> 10 ⁵	> 10 ⁵
Other data			
Soldering method	Hand soldering(soldering terminal) or soldering bath(print terminals)		
Soldering heat resistance	[°C/s]	*280/3(soldering)270/5(print terminals)	*280/3(soldering)270/5(print terminals)
Ambient temperature	illuminated [°C/s]	-25 – +60	-25 – +60
	non-illuminated [°C/s]	-25 – +85	-25 – +85
Storage temperature	illuminated [°C/s]	-25 – +60	-25 – +60
	non-illuminated [°C/s]	-25 – +85	-25 – +85
Degree of protection		IP 40	IP 40
Materials			
Socket		Thermoplast PES	Thermoplast PES
Button		Thermoplast PC	Thermoplast PC
Contacts	gold on request	CuZn 37, mit 5µm Ag	CuZn 37, mit 5µm Ag
Contact spring		CuBe 37, mit 5µm Ag	CuBe 37, mit 5µm Ag
Terminals		CuZn 37, mit 4µm SN Pb 40	CuZn 37, mit 4µm SN Pb 40

LED see page 29

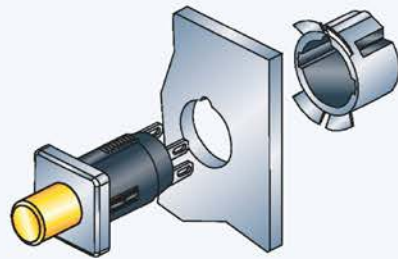
* Data refers to hand soldering only, not to be used for wave soldering

DIMENSIONS LDT, LDS SWITCHES—MOMENTARY AND LATCHING ACTION

CONSTRUCTION

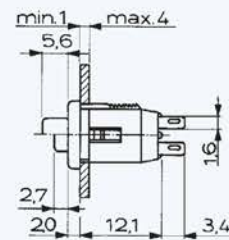
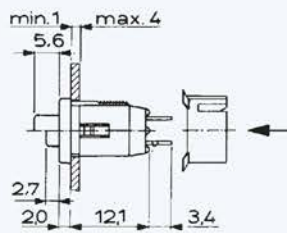


LDT / LDS, small button

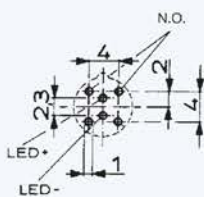


LDT / LDS, small button with solder terminal

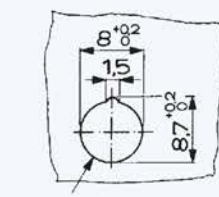
DIMENSIONS



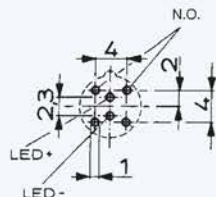
OTHER DATA



Wiring diagram



Front panel drilling



Drilling diagram



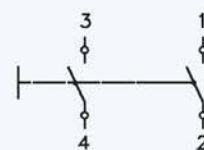
Solder terminal version

inside bevel
< 0.2 x 45°

CIRCUIT DIAGRAM



NO 1 pole





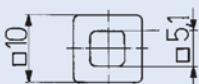
NO 2 pole

FRONT PANEL
MEDIUM STROKE

OVERVIEW LDT, LDS SWITCHES—MOMENTARY (LDT) AND LATCHING (LDS) ACTION



In addition to the versions with the small button, further versions with a large button and switching functions are available on request.

FEATURES		non-illuminated				illuminated				
Models		small button				small button				
PART NUMBER *										
LDT NO 1 pole	0041.9141.	x	x	0	x	0041.9146.	x	x	x	x
LDT NO 2 pole	0041.9142.	x	x	0	x	0041.9147.	x	x	x	x
LDS NO 1 pole	0041.9151.	x	x	0	x	0041.9156.	x	x	x	x
LDS NO 2 pole	0041.9152.	x	x	0	x	0041.9157.	x	x	x	x
Colour of small button **										
red		3				3				
green		5				5				
black		7								
Shape of bezel/ button										
round			1					1		
square			3					3		
Colour of LED										
red									1	
green									2	
Colour of bezel										
black				7						7
Mounting accessories										
Securing clip***	(necessary for front panel mounting) 0850.9242									
	Securing clip:	Round bezel/ button :					Square bezel/ button :			
										

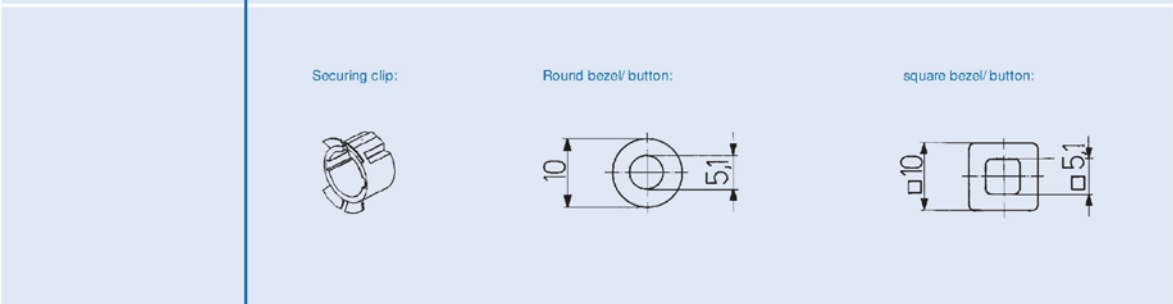
* X in the Part No. must be replaced by the desired version
 ** With the illuminated version, the small button is transparent
 ***Securing clip must be ordered separately

OVERVIEW LDT, LDS SWITCHES—MOMENTARY (LDT) AND LATCHING (LDS) ACTION



In addition to the versions with the small button, further versions with a large button and switching functions are available on request.

FEATURES										
illumination	non-illuminated				illuminated					
Models	small button with solder terminal				small button with solder terminal					
PART NUMBER *										
LDT NO 1 pole	0041.8841.	x	x	0	x	0041.8846.	x	x	x	x
LDT NO 2 pole	0041.8842.	x	x	0	x	0041.8847.	x	x	x	x
LDS NO 1 pole	0041.8851.	x	x	0	x	0041.8856.	x	x	x	x
LDS NO 2 pole	0041.8852.	x	x	0	x	0041.8857.	x	x	x	x
Colour of small button **										
red		3					3			
green		5					5			
black		7								
Shape of bezel/ button										
round			1					1		
square			3					3		
Colour of LED										
red									1	
green									2	
Colour of bezel										
black				7						7
Mounting accessories										
Securing clip***	0850.9242									



* X in the Part No. must be replaced by the desired version
** With the illuminated version, the small button is transparent
***Securing clip is included

FRONTPANEL
MEDIUM STROKE

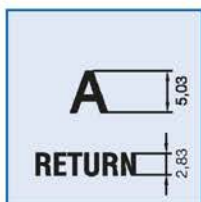


LETTERING

Depending on the application and font, there are various lettering possibilities. The following standards can be used for key letterings:

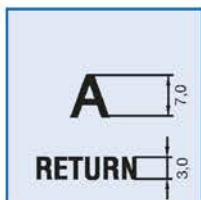
ORDER INDEX LETTERING

A = 001	P = 016	4 = 031	↕ = 046	EIN = 061
B = 002	Q = 017	5 = 032	→ = 047	AUS = 062
C = 003	R = 018	6 = 033	← = 048	AUF = 063
D = 004	S = 019	7 = 034	↓ = 049	AB = 064
E = 005	T = 020	8 = 035	↑ = 050	ON = 065
F = 006	U = 021	9 = 036	% = 051	OFF = 066
G = 007	V = 022	+ = 037	√ = 052	UP = 067
H = 008	W = 023	- = 038	CTRL = 053	DOWN = 068
I = 009	X = 024	· = 039	RETURN = 054	HIGH = 069
J = 010	Y = 025	x = 040	SHIFT = 055	LOW = 070
K = 011	Z = 026	÷ = 041	LOCK = 056	ON/OFF = 071
L = 012	0 = 027	* = 042	STOP = 057	START = 072
M = 013	1 = 028	= = 043	ENTER = 058	
N = 014	2 = 029	# = 044	BACK = 059	
O = 015	3 = 030	↔ = 045	LINE = 060	



MCS 18, LETTER HEIGHTS AND FONTS

- Single characters, Univers 65
- Legends max. 6 characters in line, Univers 65
- Insert label and front foil anthracite, RAL 7016
- Characters and symbols light grey, RAL 7035



SSM 27, LETTER HEIGHTS AND FONTS

- Single characters, Univers 65
- Legends max. 6 characters in line, Akzident-Grotesk condensed bold type
- Front foil anthracite, RAL 7016
- Characters and symbols light grey, RAL 7035



LIGHTING TECHNOLOGY

New specification from 1.7.2011*

TECHNICAL DATA LEDs

	LED old	LED new*	LED old	LED new*	LED old	LED new*
1. Maximum Ratings	0925.9730		0925.9731		0925.9732	
Internal part number	0925.9730		0925.9731		0925.9732	
Light colour	red	red	green	green	yellow	yellow
Forward current DC <small>I_f max. [mA]</small>	40	30	40	30	40	30
Power dissipation <small>P_f max. [mW]</small>	130	100	130	100	130	100
2. Characteristics (typ. At T_a=25°C)						
Forward Voltage <small>at I_f=10mA, U_i typ. [V]</small>	2.0 (<2.6)	2 at 20mA	2.0 (<2.6)	2.4 at 20mA	2.0 (<2.6)	2.4 at 20mA
Luminous intensity <small>at I_f=10mA, L_v typ. [mcd]</small>	11.2 - 28	6.3 to...	18 - 45	6.3 to...	11.2 - 28	6.3 to...
Viewing angle <small>typ. [degree]</small>	50	60	50	60	50	60
Peak wave length <small>typ. [nm]</small>	635	635	565	565	586	585
Reverse voltage <small>U_r typ. [V]</small>	5	6	5	6	5	6