

Miniature Fuse with Pigtail, 5.4 x 22.5 mm, Time-Lag T, L, 250 VAC



IEC 60127-2 · 250 VAC · Time-Lag T



Description

- IEC Standard Fuse
- L = Low Breaking Capacity (Glass Tube)

Standards

- IEC 60127-2/3
- UL 248-14
- CSA C22.2 no. 248.14

Approvals

- UL File Number: E41599

Applications

- Primary Protection on PCB

References

[Packaging Details](#)

Weblinks

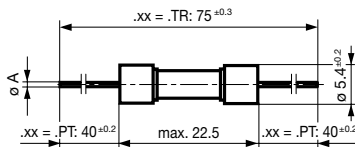
[pdf-datasheet](#), [html-datasheet](#), [General Product Information](#), [Approvals](#), [CE declaration of conformity](#), [RoHS](#), [CHINA-RoHS](#), [REACH](#), [e-Shop](#), [SCHURTER-Stock-Check](#), [Distributor-Stock-Check](#), [Detailed request for product](#)

Technical Data

Rated Voltage	250 VAC
Rated current	0.05 - 20 A
Breaking Capacity	35 A - 200 A
Characteristic	Time-Lag T
Admissible Ambient Air Temp.	-55 °C to 125 °C
Climatic Category	55/125/21 acc. to IEC 60068-1
Material: Tube	Glass
Material: Endcaps	Nickel-Plated Copper Alloy
Material: Axial Leads	Tin-Plated Copper
Unit Weight	1.48 g
Storage Conditions	0 °C to 60 °C, max. 70% r.h.
Product Marking	, Rated current, Rated voltage, Characteristic, Breaking Capacity, Approvals

Soldering Methods	Wave, Iron
Solderability	235 °C / 2 sec acc. to IEC 60068-2-20, Test Ta, method 1
Resistance to Soldering Heat	260 °C / 5 sec acc. to IEC 60068-2-20, Test Tb, method 1A

Dimension

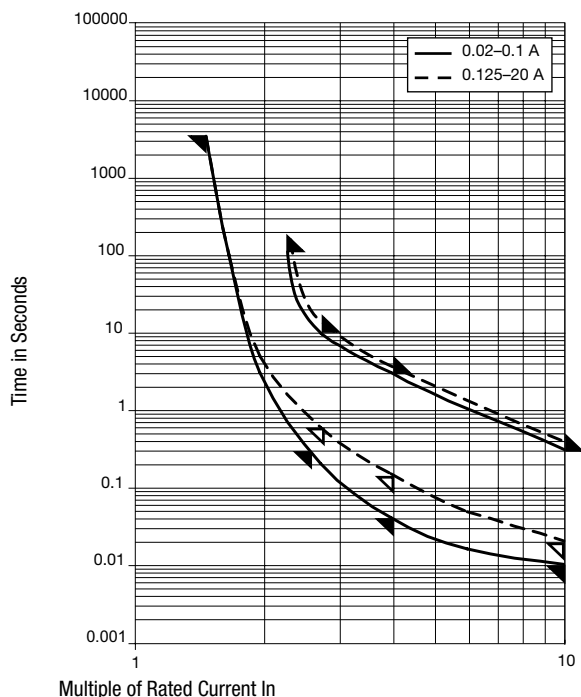


- In ≤ 6.3 A: ØA = 0.65 mm
- 8 A ≤ In ≤ 12.5 A: ØA = 0.8 mm
- In ≥ 16 A: ØA = 1.0 mm


Pre-Arcing Time

Rated Current In	1.5 x In min.	2.1 x In max.	2.75 x In min.	2.75 x In max.	4.0 x In min.	4.0 x In max.	10.0 x In min.	10.0 x In max.
0.05 A - 0.1 A	60 min	120 s	200 ms	10 s	40 ms	3 s	10 ms	300 ms
0.125 A - 6.3 A	60 min	120 s	600 ms	10 s	150 ms	3 s	20 ms	300 ms
8 A - 20 A	30 min	120 s	600 ms	10 s	150 ms	3 s	20 ms	300 ms

Time-Current-Curves



All Variants

Rated Current [A]	Rated Voltage [VAC]	Breaking Capacity	Voltage Drop 1.0 I _n max. [mV]	Voltage Drop 1.0 I _n typ. [mV]	Power Dissipation 1.5 I _n max. [mW]	Power Dissipation 1.5 I _n typ. [mW]	Melting I ² t 10.0 Intyp. [A ² s]		Order Number
0.05	250	1)	3500	950	1600	125	0.0363	●	0034.3104.xx
0.063	250	1)	3000	1300	1600	200	0.0401	●	0034.3105.xx
0.08	250	1)	3000	1100	1600	300	0.057	●	0034.3106.xx
0.1	250	1)	2500	565	1600	155	0.107	●	0034.3107.xx
0.125	250	1)	2000	400	1600	200	0.064	●	0034.3108.xx
0.16	250	1)	1900	415	1600	185	0.23	●	0034.3109.xx
0.2	250	1)	1500	270	1600	200	0.256	●	0034.3110.xx
0.25	250	1)	1300	210	1600	200	0.238	●	0034.3111.xx
0.315	250	1)	1100	170	1600	200	0.544	●	0034.3112.xx
0.4	250	1)	1000	150	1600	200	0.768	●	0034.3113.xx
0.5	250	1)	900	160	1600	200	3	●	0034.3114.xx
0.63	250	1)	300	160	1600	300	4.35	●	0034.3115.xx
0.8	250	1)	250	120	1600	300	3.85	●	0034.3116.xx
1	250	1)	150	60	1600	200	3.3	●	0034.3117.xx
1.25	250	1)	150	60	1600	300	5.5	●	0034.3118.xx
1.6	250	1)	150	60	1600	300	10.5	●	0034.3119.xx
2	250	1)	150	60	1600	300	16	●	0034.3120.xx
2.5	250	1)	120	60	1600	400	21.9	●	0034.3121.xx
3.15	250	1)	100	60	1600	500	47	●	0034.3122.xx
4	250	2)	100	60	1600	800	68.3	●	0034.3123.xx
5	250	2)	100	60	1600	900	102	●	0034.3124.xx
6.3	250	2)	100	60	1600	1000	190	●	0034.3125.xx
8	250	2)	100	60	4000	1300	275	●	0034.3126.xx
10	250	2)	100	60	4000	1300	520	●	0034.3127.xx
12.5	250	3)	-	60	-	2500	750	●	0034.3128.xx
16	250	3)	-	60	-	3300	1638	●	0034.3129.xx
20	250	3)	-	60	-	4200	3057	●	0034.3130.xx

Availability for all products can be searched real-time: <http://www.schurter.com/en/Stock-Check/Stock-Check-SCHURTER>

Rated Current [A]	Rated Voltage [VAC]	Breaking Capacity	Voltage Drop 1.0 I _n max. [mV]	Voltage Drop 1.0 I _n typ. [mV]	Power Dissipation 1.5 I _n max. [mW]	Power Dissipation 1.5 I _n typ. [mW]	Melting I ² t 10.0 I _n typ. [A ² s]	Order Number
-------------------	---------------------	-------------------	---	---	--	--	--	--------------



- 1) 35 A @ 250 VAC
- 2) 10 In @ 250 VAC
- 3) 125 A @ 250 VAC

Packaging Unit .xx = .PT Bulk (1000 pcs.)
 .xx = .TR Taped 33 cm Reel (1000 pcs.)