

Section 17

Push Buttons and Operator Interface



16 mm XB6



22 mm XB4



30 mm Type K



30 mm Type SK



30 mm Type KX



Type KY Enclosure



Pendant Stations



Type B Wall Station




XVL Compact Light



Type O Compact Light



Type J Compact Light



Indicating Banks



Type A Foot Switch

22 and 30 mm Most Common Complete Operators

9001	,	30	X 4-X 5 22	t	17-2
t	t	t	h	t	t
t	t	t	-	t	t
h			t		

16 mm Push Buttons

XB6 16 mm Push Buttons,	t	th	,	t	h	t	h	t	17-4
t	t	h	t	t	t	-	h		
t			t						

22 mm Push Buttons

XB4 22 mm Push Buttons,	t	th	,	t	h	t	h	t	17-15
t	t	t	t	h					
XB5 22 mm	h	t	h	X 4	t	t	t	t	17-34
t	t		t	t	h	t	/		

30 mm Push Buttons

Class 9001 Type K	t	th	/	t	th	t	t	t	17-55
t	t		h	t		t	t	t	
Class 9001 Type SK	-	t	t	th	t	t			17-68
h	h								
Class 9001 Type KX	t			t	t	t	t	h	17-87
t	h	tt	h	h	h	t			
Class 9001 Type KY	t	t	t	tt	t	t	t		17-102
t	t								

Indicating Banks and Beacons

XVB	XVPI	t	t	t	t	17-108
h		h	t	h	h	
t	t	t	h	t		
t	t	h	t	t	t	
t	t	h		360	t	

Pendant Stations

h	t	tt	t	h	t	17-115
t		h	h	tt	BW	
XAC	t	th	h	t	SKYP	

Compact Pilot Lights

h	t	P	t	h	t	h	Type J	t	h	t	h	t	t	17-106
t	t	tt					t	h	h	h	h	h	h	
t	t		t	h	XVL	t	h	h	h	h	h	h	h	

Foot Switches

h	Type A	t	th	h	t	t	t	th	h	h	17-120
t		t	t	t	t						

Rotary Cam Switches – A New Extended Offer

K10, K2 and K30–K150 Rotary Cam Switches.	t	,	t	17-122				
P	th	th	t	h	h	150	th	

Control Stations & Enclosures

XAL	t	tt	-	t	17-95				
h	t	tt	h	tt	t	h	t	h	XB5
22	XAP	t	t	h	t				
Type B	t	t	t	tt	1,2	3	tt	t	17-99
	t		t	tt					

Push Buttons

Class 9001 Type K, SK—30 mm

Common Operators, Complete with Contact Blocks



www.SquareD.com

For the most up-to-date information

BLACK—Start Push Buttons

Operator Style	Description	Contact Block	Type	Price	Legend Plate	Price
30 I t (t)			1 13	\$54.	201	\$2.90
30 (- t t)			1 13	54.	101 P	2.90

BLACK—Off-On Selector Switch

Operator Style	Description	Contact Sequence (Contact Block Included)	Type	Price	Legend Plate	Price
30 I t (t)			11 13	\$64.	244	\$2.90
30 (- t t)			11 13	64.	144 P	2.90

RED—120 Vac—On Pilot Light

Operator Style	Description	Type	Price	Legend Plate	Price
30 I t (t)		P1 31	\$102.	203	\$2.90
30 (- t t)		P1 31	102.	103 P	2.90

RED—120 Vac—On Push-To-Test Pilot Light

Operator Style	Description	Type	Price	Legend Plate	Price
30 I t 203					

BLACK—Start Push Buttons (flush head)

Operator Style	Description	Contact Block	Type	Price	Legend Plate	Price
X 4 h t			X 4 21	\$17.50	2303	\$1.70
X 5 l t			X 5 21	17.50	2303	1.70

RED—Stop Push Buttons (extended head)

Operator Style	Description	Contact Block	Type	Price	Legend Plate	Price
X 4 h t			X 4 42	\$17.50	2304	\$1.70
X 5 l t			X 5 42	17.50	2304	1.70

BLACK—Off-On Selector Switch

Operator Style	Description	Contact Block	Type	Price	Legend Plate	Price
X 4 h t			X 4 21	\$23.00	2367	\$1.70
X 5 l t			X 5 21	23.00	2367	1.70

Hand-Off-Auto Selector Switch

Operator Style	Description	Contact Block	Type	Price	Legend Plate	Price
X 4 h t			X 4 33	\$31.10	2387	\$1.70
X 5 l t			X 5 33	31.10	2387	1.70

RED—120 Vac LED—On Pilot Light

Operator Style	Description	Light Module	Type	Price	Legend Plate	Price
X 4 h t		120 V E	X 4 4	\$32.40	2311	\$1.70
X 5 l t		120 V E	X 5 4	32.40	2311	1.70

GREEN—120 Vac LED—Off Pilot Light

Operator Style	Description	Light Module	Type	Price	Legend Plate	Price
X 4 h t		120 V E	X 4 3	\$32.40	2312	\$1.70
X 5 l t		120 V E	X 5 3	32.40	2312	1.70

RED—40 mm Mushroom Emergency Stop (Push-Pull)

Operator Style	Description	Contact Block	Type	Price	Legend Plate	Price
X 4 h t			X 4 42	\$31.20	9330	\$1.70
X 5 l t			X 5 42	31.20	9330	1.70

RED—40 mm Mushroom Emergency Stop (Turn-To-Release)

Operator Style	Description	Contact Block	Type	Price	Legend Plate 60 mm Round	Price
X 4 h t			X 4 542	\$50.00	9330	\$1.70
X 5 l t			X 5 542	50.00	9330	1.70



E164353

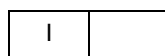


44087
3211 03



E164353
2

t t , t #9001 0001.



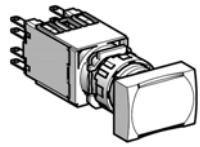
h t

Push Buttons—XB6 16 mm

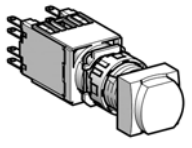
Characteristics and Complete Devices

Characteristics


Environment	
t t	CE IE 947-1, IE 947-5-1, IE 947-5-4, E 60947-5-1, I 4520 852, 508, 22.2 .14
P t t t	UL E164353 SF 44087 3211 03 E, V, I, I, A, V, A:
t t	t IE 529 & 20-010 t 50 & 22.2 .94 IP65 1, 4, 4X 12 (t t th)
Electrical characteristics of LED pilot lights	
v t A, t, t	12 24 v 6 30 v / , 15 120 v 48 120 v , 20
Electrical characteristics of contacts	
t t h t t	-15 300, = 240 v I = 1.5 120 v I = 3 t h t5 -13 300, = 250 v I = 0.1 = 125 v I = 0.22 t / t 0.11 0.02 .(2.8 0.5)



XB6DW***B



XB6CE***B



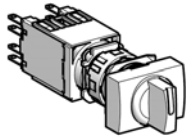
XB6AF***B

Illuminated Push Buttons (12–24 Vac/Vdc LED included) Complete Units with Quick Connectors/Solder Tabs


Type of Push	Type of Contact		Color	Rectangular	Square	Round	Price	
	N.O.	N.C.		Catalog Number				
h, t	1	...	h t	X 6 1 1	X 6 1 1	X 6 1 1	\$20.20	
				X 6 3 1	X 6 3 1	X 6 3 1		
				X 6 5 1	X 6 5 1	X 6 5 1		
				X 6 6 1	X 6 6 1	X 6 6 1		
	...	1		X 6 4 2	X 6 4 2	X 6 4 2	20.20	
			h t	X 6 1 5	X 6 1 5	X 6 1 5		
				X 6 3 5	X 6 3 5	X 6 3 5		
				X 6 4 5	X 6 4 5	X 6 4 5		
h, t	1	...	h t	X 6 1 1	X 6 1 1	X 6 1 1	20.20	
				X 6 3 1	X 6 3 1	X 6 3 1		
				X 6 5 1	X 6 5 1	X 6 5 1		
				X 6 6 1	X 6 6 1	X 6 6 1		
	...	1		X 6 4 2	X 6 4 2	X 6 4 2	20.20	
			h t	X 6 1 5	X 6 1 5	X 6 1 5		
				X 6 3 5	X 6 3 5	X 6 3 5		
				X 6 4 5	X 6 4 5	X 6 4 5		
	E t	1	...	h t	X 6 E1 1	X 6 E1 1	X 6 E1 1	20.20
					X 6 E3 1	X 6 E3 1	X 6 E3 1	
					X 6 E5 1	X 6 E5 1	X 6 E5 1	
					X 6 E6 1	X 6 E6 1	X 6 E6 1	
...		1		X 6 E4 2	X 6 E4 2	X 6 E4 2	20.20	
			h t	X 6 E1 5	X 6 E1 5	X 6 E1 5		
				X 6 E3 5	X 6 E3 5	X 6 E3 5		
				X 6 E4 5	X 6 E4 5	X 6 E4 5		
			X 6 E5 5	X 6 E5 5	X 6 E5 5	23.80		
			X 6 E6 5	X 6 E6 5	X 6 E6 5			

Note: Illuminated Push Buttons 120 Vac LED
 12 24 v t . h v t (2) t . E : X 6 1B1 (h t 24 v, 1 . .)
 X 6 1G1 .

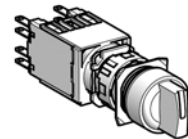
t t , t #9001 0001.



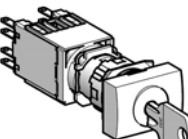
XB6DD***B



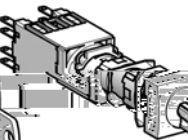
XB6CD***B



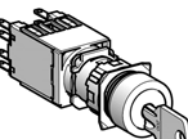
XB6AD***B



XB6DG**B



XB6CG**B



XB6AG**B

Selector Switches (Switching Angle: Handle: 60°, Key: 70°)
Complete Units with Quick Connectors/Solder Tabs

Type of Operator	Type of Contact		Number and Type of Positions	Rectangular	Square	Round	Price	
	N.O.	N.C.		Catalog Number				
	1	...	2- t		X 6 221	X 6 221	X 6 221	\$13.50
	1	1	2- t		X 6 225	X 6 225	X 6 225	17.10
			3- t		X 6 235	X 6 235	X 6 235	17.10
2	...	3- t		X 6 233	X 6 233	X 6 233	17.10	
Type of Operator	Type of Contact		Number and Type of Positions	Rectangular	Square	Round	Price	
	N.O.	N.C.		Catalog Number				
	1	1	2- t		X 6 5	X 6 5	X 6 5	\$31.10
			2- t		X 6 5	X 6 5	X 6 5	31.10
			3- t		X 6 5	X 6 5	X 6 5	31.10
2	...	3- t		X 6 3	X 6 3	X 6 3	31.10	

h t h t .

Selector Switch Sequence

2 Position Selector Switch

		t t ▲
	X	1 . . (t h t)
X		1 . . (t h t)
	X	1 . .
X		1 . .

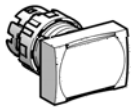
3 Position Selector Switch

			t t ▲
		X	1 . . (t)
X		X	2 . . parallel ()
X			1 . . (h t)
	X	X	1 . . (h t)
X	X		1 . . (t)
	X		2 . . series ()

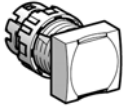
h t h t .

t t , t #9001 0001.

Heads for Push Buttons
 (To combine with complete bodies and contact blocks, see page 17-7.)



ZB6DA•



ZB6CA•



ZB6AA•

Type of Push	Color	Rectangular	Square	Round	Price
		Catalog Number			
h t	h t	6 1	6 1	6 1	\$7.20
		6 2	6 2	6 2	
		6 3	6 3	6 3	
		6 4	6 4	6 4	
		6 5	6 5	6 5	
		6 6	6 6	6 6	
	6 ▲	6 9	6 9	6 9	8.20
h t ■	6 0	6 0	6 0	6.20	
E t , t		6 4	6 4	6 4	7.20

▲ t h h (h t , , , , ,).
 ■ h t t t , t , 17-12.

Mushroom Heads for Push Buttons (24 mm)



ZB6AC•

Shape of Head	Type of Push	Color of Cap	Catalog Number	Price
	t	h t	6 1	\$12.40
			6 2	
			6 3	
			6 5	
			6 6	

Mushroom Heads for Trigger Action Push Buttons (30 mm)♦



ZB6AS834

Shape of Head	Type of Push	Color of Cap	Catalog Number	Price
	- t -		6 834	\$24.80



ZB6AS934

			6 934	31.10
--	--	--	-------	-------

Circular Legends, 45 mm



ZB6Y7330

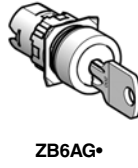
Description	Color	Text	Catalog Number	Price
, 45			6 7001	\$1.70
		E t	6 7330	
		t ' t	6 7130	

♦ t h h t h t h t t t t t t t t h t .

t t , t #9001 0001.

Heads for Ronis Key Operated Selector Switches
 (To combine with complete bodies and contact blocks, see page 17-7.)

Number and Type of Positions	Key Withdrawal	Catalog Number			Price
		Rectangular	Square	Round	
Switching angle: maintained positions 70°, spring return positions 45°					
2- t		h h t	6	6	6
		t t	6	6	6
		h t	6	6	6
2- t h t t		t t	6 A	6 A	6 A
		h h t	6	6	6
		t t	6 E	6 E	6 E
3- t		h h t t	6	6	6
		h h t	6	6	6
		3 t	6	6	6
		h h t h h	6	6	6
		h h t t	6	6	6
		h h t	6	6	6
		t t	6	6	6
3- t t t		h h t t	6 P	6 P	6 P
		t t	6	6	6
		h h t	6	6	6
3- t h t t		t t	6	6	6
		h h t t	6	6	6
		t t	6	6	6
3- t t t		t t	6	6	6



\$22.80

⌀ | t h t .

Selector Switch Sequence (using contact block assemblies, page 17-7)

2 Position Selector Switch			
		t t	▲
	X	1 . . (t h t)	
X		1 . . (t h t)	
	X	1 . .	
X		1 . .	




3 Position Selector Switch			
			t t ▲
		X	1 . . (t)
X		X	2 . . parallel ()
X			1 . . (h t)
	X	X	1 . . (h t)
X	X		1 . . (t)
	X		2 . . series ()

▲ h t h .

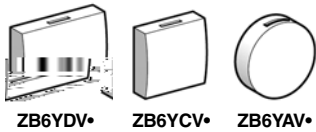
t t , t #9001 0001.






Push Button Caps—Unmarked

Application	Color				Price
		Rectangular	Square	Round	
Catalog Number					
I h t h tt h	h t	6 1	6 1	6 1	\$1.00
		6 3	6 3	6 3	
		6 4	6 4	6 4	
		6 5	6 5	6 5	
		6 6	6 6	6 6	
I t t h tt h	h t	6 E1	6 E1	6 E1	1.00
		6 E3	6 E3	6 E3	
		6 E4	6 E4	6 E4	
		6 E5	6 E5	6 E5	
		6 E6	6 E6	6 E6	
- t h tt	h t	6 1	6 1	6 1	1.00
		6 2	6 2	6 2	
		6 3	6 3	6 3	
		6 4	6 4	6 4	
		6 5	6 5	6 5	
	6 6	6 6	6 6		

Lens Caps



Application	Color				Price
		Rectangular	Square	Round	
Catalog Number					
P t h t	h t	6 ▼1	6 ▼1	6 ▼1	\$1.00
		6 ▼3	6 ▼3	6 ▼3	
		6 ▼4	6 ▼4	6 ▼4	
		6 ▼5	6 ▼5	6 ▼5	
		6 ▼6	6 ▼6	6 ▼6	
		6 ▼6	6 ▼6	6 ▼6	



ZB6YD20

Standard Legend Plate (24 X 28 mm) for 8 X 21 mm Legend

Description	Background Color of Legend	Catalog Number	Price
h t t	...	6 20	\$1.00
h t	h t	6 21	1.70
		6 22	1.70

8 x 21 mm Marked Legends (for 24 x 28 mm legend holder ZB6YD20)

Color	Marking	Catalog Number	Price
h t t (t h) t	I t t	-I	6 2178
		I-II	6 2179
		I- -II	6 2186
		← - →	6 2190
		- -	6 2387
	E h	↙ E	6 2314
			6 2308
			6 2305
		↘ E	6 2334
		↙ E	6 2310
			6 2312
			6 2303
		PE	6 2313
		E E	6 2323
		E▼E E	6 2306
I	6 2309		
	6 2311		
P	6 2304		
P	6 2307		

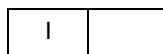


ZB6Y2178






ZB6Y2304

t t , t #9001 0001.



h t

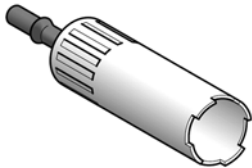
Push Button Caps—Marked

Ink Marking Color: White on colored cap Black on white cap	Color				Price
		Catalog Number			
For non-illuminated push buttons					
0	h t	6 100	6 100	6 100	\$2.10
		6 200	6 200	6 200	
1	h t	6 101	6 101	6 101	
		6 201	6 201	6 201	
2	h t	6 102	6 102	6 102	
		6 202	6 202	6 202	
3	h t	6 103	6 103	6 103	
		6 203	6 203	6 203	
4	h t	6 104	6 104	6 104	
		6 204	6 204	6 204	
5	h t	6 105	6 105	6 105	
		6 205	6 205	6 205	
6	h t	6 106	6 106	6 106	
		6 206	6 206	6 206	
7	h t	6 107	6 107	6 107	
		6 207	6 207	6 207	
8	h t	6 108	6 108	6 108	
		6 208	6 208	6 208	
9	h t	6 109	6 109	6 109	
		6 209	6 209	6 209	
ON	h t	6 117	6 117	6 117	
		6 317	6 317	6 317	
OFF	h t	6 224	6 224	6 224	
		6 424	6 424	6 424	
I	h t	6 111	6 111	6 111	
		6 311	6 311	6 311	
O	h t	6 210	6 210	6 210	
		6 410	6 410	6 410	
R	h t	6 226	6 226	6 226	
		6 626	6 626	6 626	
START	h t	6 140	6 140	6 140	
		6 340	6 340	6 340	
STOP	h t	6 241	6 241	6 241	
		6 441	6 441	6 441	
II	h t	6 112	6 112	6 112	
		6 212	6 212	6 212	
III	h t	6 113	6 113	6 113	
		6 213	6 213	6 213	
+	h t	6 114	6 114	6 114	
		6 214	6 214	6 214	
-	h t	6 115	6 115	6 115	
		6 215	6 215	6 215	
UP	h t	6 127	6 127	6 127	
		6 227	6 227	6 227	
DOWN	h t	6 128	6 128	6 128	
		6 228	6 228	6 228	
CLOSE	h t	6 132	6 132	6 132	
		6 232	6 232	6 232	
↑	h t	6 119	6 119	6 119	
		6 219	6 219	6 219	
↓	h t	6 120	6 120	6 120	
		6 220	6 220	6 220	
→	h t	6 121	6 121	6 121	
		6 221	6 221	6 221	
←	h t	6 122	6 122	6 122	
		6 222	6 222	6 222	

t t , t #9001 0001.



ZB6Y009



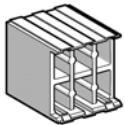
ZB6Y905



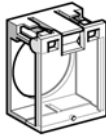
ZB6Y002



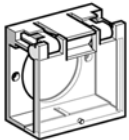
ZB6Y003



ZB6Y001



ZB6YA001



ZB6YD001



ZB6Y005



ZB6Y007



ZB6Y7330

Accessories

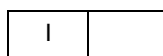
Description	Application	Catalog Number	Price
	tt t t	6 009	\$1.00
th t t + t t	h th h	6 905	2.10
t t	h	6 016	2.10
t t t	t t	6 018	2.10
h t t	...	6 019	6.20
t	h t	6 002	1.00
t- t t t	t th ,E t	6 003	1.00
t	h t t h h tt t h t	6 002	3.10
h	P t t t t tt h	6 001	1.70
P t t	h h tt th	6 001	8.30
	t h h tt th	6 001	8.30
t / t	t 100	6 004	0.21
	P t	6 005	2.10
,2	h t t th t	6 007	3.10
	6 ▼	6 006	1.00
l t , t 11/4	12 ▼	6 012	1.00
	28 ▼▲	6 028	1.00
	110/230 ▼■	6 095	2.10
h t	t 3 t t	6 017	0.52
h t	E h , h , t : , h ,lt	X 2	52.00
	P t h t , t	6 003	3.10
	P t h t ,	6 003	
h t - h ,66 , 4	P t h t ,	6 003	
(297 t 210)	l t h tt , t	6 013	
	l t h tt ,	6 013	
	l t h tt ,	6 013	

▲ 28 ▼ ; 24 ▼
■ 95 ▼ ; 110/230 ▼.

Circular Legends, 45 mm

Description	Color	Text	Catalog Number	Price
			6 7001	\$1.70
,45		E t	6 7330	
		t '	6 7130	

t t , t #9001 0001.



h t

Environment

Degree of protection	t IE 529 t 50 22.2 .94	IP65, IP66, 1, 2, 3, 4, 4X, 12, 13, h t t h
Conforming to standards		IE 947-1, IE /E 60947-5-1, IE 947-5-4, E 60947-1, I 4520, 508, 22.2 .14
Product certifications	E164353 44087 3211 03 E164353 2	t t t h t t h t : 600; 600 h t t t h t t : 600; 300 I X 4-P : 600; 300
		t t t t h t

Electrical Characteristics of Operators and Contact Blocks

Cabling capacity	t IE 947-1	: 1 24 (0.22 2) h t 1 22 (0.34 2) : 2 16 (1.5 2) h t 2 14 (2.5 2) h t h (P I I t 1) t t t 4 5.5	
Maximum Contact Block Usage	X 4/ 4	P h t t (- l t)	9
		t t h (- l t)	6
		P h t t t (l t)	6
		h , P h P (- l t)	6
		h , P h P (l t)	4
		h , - t - (- l t)	6
		h , t (- l t)	4
P h - /P h - (- l t)	3		
P h - /P h - (l t)	2		
Rated operational characteristics Conforming to IEC/EN 60947-5-1	t t : t -15	t () h = 240 t = 3 600: = 600 h = 1.2 t = 120 h = 6 t:10	
	t t : t -13	t () h = 250 t l = 0.27 600: = 600 h = 0.1 t = 125 h = 0.55 t X 4-P : 300: = 125 h = 0.22 = 250 = 0.1	
Electrical durability Conforming to IEC/EN 60947-5-1 Appendix C Operating rate 3600 operating cycles/hour. Load factor: 0.5	t t t 1 -15 t ,	t t :	
		24 v 120 v 230 v	
		4 3 2	
		t h t :	
	t t t 1 -13 t ,	24 v 120 v 230 v	
		3 1.5 1	
		t t :	
		24 v 110 v	
0.5 0.2			
t h t :			
24 v 110 v			
0.4 0.15			

Electrical Characteristics of Light Modules

Cabling capacity	t IE 947-1	: 1 24 (0.22 2) h t 1 22 (0.34 2) : 2 16 (1.5 2) h
------------------	------------	--


Specific Characteristics of Protected LED® Light Modules Only

Voltage limits	t	24 v: 19.2 t 30 v: 21.6 t 26.4 v ; 120 v: 102 t 132 v ; 240 v: 195 t 264 v
Current consumption	t	24 v / : 18 120 v : 14 240 v : 14

t t , t #9001 0001.



XB4BA31



XB4BA4322




XB4BP51



XB4BL42









XB4BC21




XB4BL845

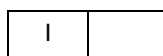
Non-Illuminated Push Buttons, Momentary (screw clamp terminal connections)

Shape of Head	Type of Push	Type of Contact		Marking	Color of Cap	Catalog Number (Components)	Price
		N.O.	N.C.				
	h	1		X 4 21 (4 101+ 4 2)	\$17.50
						X 4 31 (4 101+ 4 3)	
						X 4 51 (4 101+ 4 5)	
						X 4 61 (4 101+ 4 6)	
		...	1	...		X 4 42 (4 102+ 4 4)	17.50
		1	1	...		X 4 25 (4 105+ 4 2)	25.60
						X 4 35 (4 105+ 4 3)	
						X 4 45 (4 105+ 4 4)	
						X 4 55 (4 105+ 4 5)	
		X 4 65 (4 105+ 4 6)					
	h	1	...	(^l h t)		X 4 3311 (4 101+ 4 331)	20.30
	h	...	1	(h t)		X 4 4322 (4 102+ 4 432)	20.30
	h t (h)	1		X 4 P21 (4 101+ 4 P2)	23.90
						X 4 P31 (4 101+ 4 P3)	
						X 4 P51 (4 101+ 4 P5)	
						X 4 P61 (4 101+ 4 P6)	
...	1	...		X 4 P42 (4 102+ 4 P4)	23.90		
	E t	...	1	...		X 4 442 (4 102+ 4 44)	17.50
		1	1	...		X 4 445 (4 105+ 4 44)	25.60
	h 40 h	1		X 4 21 (4 101+ 4 2)	25.70

Two Button Push Buttons, Momentary (screw clamp terminal connections)


Shape of Head	Type of Push	Type of Contact		Degree of Protection	Catalog Number (Components)	Price
		N.O.	N.C.			
	h (h t) (h)	1	1	IP40	X 4 4845 (4 105+ 4 48434)	\$31.50

t t , t #9001 0001.



h t

Non-Illuminated Emergency Stop Mushroom Head Push Buttons, Ø 40 mm (Red)
 (screw clamp terminal connections)



XB4BT845



XB4BS9445



XB4BS542

Shape of Head	Type of Push	Type of Contact		Number and Type of Positions	Catalog Number (Components)	Price
		N.O.	N.C.			
	h - ▲	1	1		X 4 845 (4 105+ 4 84)	\$46.00
	t - t - ▲	1	1		X 4 8445 (4 105+ 4 844)	75.00
	(.455) ▲	1	1		X 4 9445 (4 105+ 4 944)	75.00
	P h -	...	1		X 4 42 (4 102+ 4 4)	31.20
	- t -	...	1		X 4 542 (4 102+ 4 54)	50.00
	(.455)	...	1		X 4 142 (4 102+ 4 14)	67.00

Non-Illuminated Selector Switches and Key Switches (screw clamp terminal connections)



XB4BD33



XB4BJ33



XB4BG33

Shape of Head	Type of Operator	Type of Contact		Number and Type of Positions	Catalog Number (Components)	Price	
		N.O.	N.C.				
	t	1	...	2- t		X 4 21 (4 101+ 4 2)	\$23.00
		1	1	2- t		X 4 25 (4 105+ 4 2)	31.10
		2	...	3- t		X 4 33 (4 103+ 4 3)	31.10
				3- t t t		X 4 53 (4 103+ 4 5)	33.80
	E t	1	...	2- t		X 4 21 (4 101+ 4 2)	23.00
		2	...	3- t		X 4 33 (4 103+ 4 3)	31.10
				3- t t t		X 4 53 (4 103+ 4 5)	33.80
			(.455)	1	...	2- t	
	X 4 41 (4 101+ 4 4)					55.80	
2- t t t						X 4 61 (4 101+ 4 6)	55.80
2	...			3- t		X 4 03 (4 103+ 4 0)	63.90
	X 4 33 (4 103+ 4 3)	63.90					


h Ω t h t ()

t t , t #9001 0001.



XB4BVB5


Pilot Lights with PROTECTED LED (screw clamp terminal connections)

Shape of Head	Supply Voltage	Color	Catalog Number (Components)	Price
	24 ▼ /	h t	X 4 ▼ 1 (4 ▼ 1+ 4 ▼ 013)	\$32.40
			X 4 ▼ 3 (4 ▼ 3+ 4 ▼ 033)	
			X 4 ▼ 4 (4 ▼ 4+ 4 ▼ 043)	
			X 4 ▼ 5 (4 ▼ 5+ 4 ▼ 053)	
			X 4 ▼ 6 (4 ▼ 6+ 4 ▼ 063)	
	110 120 ▼	h t	X 4 ▼ 1 (4 ▼ 1+ 4 ▼ 013)	32.40
			X 4 ▼ 3 (4 ▼ 3+ 4 ▼ 033)	
			X 4 ▼ 4 (4 ▼ 4+ 4 ▼ 043)	
			X 4 ▼ 5 (4 ▼ 5+ 4 ▼ 053)	
			X 4 ▼ 6 (4 ▼ 6+ 4 ▼ 063)	



XB4BV64


Pilot Lights for BA9s Bulb (screw clamp terminal connections)

Shape of Head	Supply Voltage	Color	Catalog Number (Components)	Price
	≤ 250 ▼ /	h t	X 4 ▼ 61 (4 ▼ 6+ 4 ▼ 01)	\$23.10
			X 4 ▼ 63 (4 ▼ 6+ 4 ▼ 03)	
			X 4 ▼ 64 (4 ▼ 6+ 4 ▼ 04)	
			X 4 ▼ 65 (4 ▼ 6+ 4 ▼ 05)	







XB4BV33


Transformer type with 1.2 VA, 6 V secondary. BA9s incandescent bulb included

Shape of Head	Supply Voltage	Color	Catalog Number (Components)	Price
	110 120 ▼ 50/60	h t	X 4 ▼ 31 (4 ▼ 3+ 4 ▼ 01)	53.00
			X 4 ▼ 33 (4 ▼ 3+ 4 ▼ 03)	
			X 4 ▼ 34 (4 ▼ 3+ 4 ▼ 04)	
			X 4 ▼ 35 (4 ▼ 3+ 4 ▼ 05)	

Illuminated Push Buttons, Momentary (screw clamp terminal connections)

Shape of Head	Description	Type of Contact		Supply Voltage	Color of Push	Catalog Number (Components)	Price
		N.O.	N.C.				
Flush							
	Protected LED	1	1	24 ▼ /	h t	X 4 31 5 (4 0 15+ 4 313)	\$54.00
						X 4 33 5 (4 0 35+ 4 333)	
						X 4 34 5 (4 0 45+ 4 343)	
						X 4 35 5 (4 0 55+ 4 353)	
						X 4 36 5 (4 0 65+ 4 363)	
				110 120 ▼	h t	X 4 31 5 (4 0 15+ 4 313)	54.00
						X 4 33 5 (4 0 35+ 4 333)	
						X 4 34 5 (4 0 45+ 4 343)	
						X 4 35 5 (4 0 55+ 4 353)	
						X 4 36 5 (4 0 65+ 4 363)	
	2.4 t 9 t	1	1	≤ 250 ▼ /	h t	X 4 3165 (4 065+ 4 31)	44.90
						X 4 3365 (4 065+ 4 33)	
						X 4 3465 (4 065+ 4 34)	
						X 4 3565 (4 065+ 4 35)	
	1.2 ▼ , 6 ▼ t 9 t	1	1	110 120 ▼ 50/60	h t	X 4 3135 (4 035+ 4 31)	74.00
						X 4 3335 (4 035+ 4 33)	
						X 4 3435 (4 035+ 4 34)	
						X 4 3535 (4 035+ 4 35)	
				230 240 ▼ 50/60	h t	X 4 3145 (4 045+ 4 31)	74.00
						X 4 3345 (4 045+ 4 33)	
						X 4 3445 (4 045+ 4 34)	
						X 4 3545 (4 045+ 4 35)	
Extended							
	Protected LED	1	1	24 ▼ /	h t	X 4 11 5 (4 0 15+ 4 113)	51.40
						X 4 13 5 (4 0 35+ 4 133)	
						X 4 14 5 (4 0 45+ 4 143)	
						X 4 15 5 (4 0 55+ 4 153)	
						X 4 16 5 (4 0 65+ 4 163)	
				110 120 ▼	h t	X 4 11 5 (4 0 15+ 4 113)	51.40
						X 4 13 5 (4 0 35+ 4 133)	
						X 4 14 5 (4 0 45+ 4 143)	
						X 4 15 5 (4 0 55+ 4 153)	
						X 4 16 5 (4 0 65+ 4 163)	

t t , t #9001 0001.



h t

Non-Illuminated Operators, Momentary—Unmarked



ZB4BA0



ZB4BA4



ZB4BA38



ZB4BP18



ZB4BL1



ZB4BA36

Shape of Head	Type of Push	Color of Cap	Catalog Number	Price
	h, h t ▲	...	4 0	\$5.50
	h, h t 6	h t	4 9	6.50
	h	h t	4 1	6.50
			4 2	
			4 3	
			4 4	
			4 5	
			4 6	
	h h t t ■ ,	h t	4 8	8.00
			4 18	
			4 38	
			4 48	
	t ()	h t	4 58	12.90
			4 68	
			4 P1	
			4 P2	
			4 P3	
			4 P4	
	t () ■	h t	4 P5	14.50
			4 P6	
			4 P18	
			4 P38	
			4 P48	
			4 P58	
	E t	h t	4 P68	6.50
			4 l1	
			4 l2	
			4 l3	
			4 l4	
			4 l5	
		h t	4 l6	17.50
			4 16	
			4 26	
			4 36	
			4 46	
			4 56	
	4 66			

▲ t 17-31.
■ t , 17-31.

Non-Illuminated Operators, Momentary—Premarked



ZB4BA331



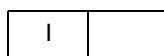
ZB4BA334



ZB4BL432

Shape of Head	Type of Push	Marking Text	Color	Color of Cap	Catalog Number	Price
	h	I	h t		4 331	\$9.30
			h t	h t	4 131	
			h t	h t	4 333	
			h t	h t	4 133	
		E E	h t	h t	4 341	
			h t	h t	4 141	
		P	h t		4 222	
			h t		4 245	
			h t		4 432	
			h t		4 232	
			h t		4 434	
			h t		4 234	
		↑ ◆	h t		4 435	
			h t	h t	4 235	
h t			4 334			
h t			4 335			
h t			4 l432			
E t		h t		4 l232	9.30	
		h t		4 l434		
		h t		4 l234		
		h t		4 l435		
		h t		4 l235		

◆ t - , t t 4 t : ↑, ↓, ← or → t , t #9001 0001.



h t



ZB4BC24



ZB4BC2



ZB4BR2



ZB4BH02



ZB4BA8134




ZB4BL8312





ZB4BL9312





Mushroom Heads, Momentary

Shape of Head	Diameter of Head	Color of Head	Catalog Number	Price
	30		4 24	\$14.70
			4 34	
			4 44	
			4 54	
			4 64	
	40		4 2	14.70
			4 3	
			4 4	
			4 5	
	60		4 6	17.50
4 2				
4 3				
4 4				
			4 5	
			4 6	

Non-Illuminated Push-on/Push-off Operators

Shape of Head	Type of Push	Color of Push	Catalog Number	Price
	h	h t	4 01	\$8.80
			4 02	
			4 03	
			4 04	
			4 05	
			4 06	
	E t	h t	4 1	8.80
			4 2	
			4 3	
			4 4	
			4 5	
			4 6	

Two Head Operators, Momentary

Shape of Head	Description	Color of Pushers	Degree of Protection▲	Catalog Number	Price
No Marking					
	h		IP40	4 8134	\$10.40
			IP66	4 9134	18.60
			IP40	4 8112	10.40
			IP66	4 9112	18.60
	h t		IP40	4 8334	10.40
			IP66	4 9334	18.60
			IP40	4 8312	10.40
			IP66	4 9312	18.60
Premarked					
	(h l)		IP40	4 8234	12.40
			IP66	4 9234	20.70
			IP40	4 8212	12.40
			IP66	4 9212	20.70
	(h l) (t)		IP40	4 8434	12.40
			IP66	4 9434	20.70
			IP40	4 8412	12.40
			IP66	4 9412	20.70

▲ IP66 t t().

t t , t #9001 0001.



ZB4BS834



ZB4BT4



ZB4BS64



ZB4BS74

Mushroom Heads for Maintained Push Buttons

Shape of Head	Type of Push	Diameter of Head	Color	Catalog Number	Price
	P h - t ■	40		4 84	\$26.90
	- t - t ■	30		4 834	56.00
		40		4 844	56.00
	(.455)▲■	40	E	4 84430	59.00
		30		4 934	56.00
	P h -	40		4 944▲	56.00
		60		4 964	56.00
		40		4 2	20.20
	- t -	60		4 4	20.20
		40		4 X2	23.00
		40		4 X4	23.00
	- t -	30		4 42	39.00
		40		4 44	39.00
		40		4 52	39.00
		40	E	4 54	39.00
		40		4 5430	42.40
		40		4 55	39.00
	(.455)▲	40	t t	4 5550	42.40
		60		4 62	44.80
		40		4 64	44.80
		30		4 72	56.00
		40		4 74	56.00
		60		4 12	56.00
	(.455)▲	40		4 14▲	56.00
		60		4 22	56.00
		60		4 24	56.00

▲ h .421E: h 12 t h t
 .458 : h 10 t h t
 .520E: h 14 t h t
 .3131 : h 20 t h t
 E h t t h h 40 t h h t t t t t h t t h .421E : 4 94412.
 ■ t t h h 40 t h h t t t t t t h t t .



ZBY9330

Circular Legends for Emergency Stop Mushroom Heads (yellow background)

Diameter	Text	Catalog Number	Price
60		9101	\$1.70
	E E E P	9330	
90		8101	
	E E E P	8330	

t t , t #9001 0001.

Push Buttons—XB4 22 mm

Selector Switches



ZB4BD4
Standard Lever



ZB4BJ3
Extended Lever

Non-Illuminated Selector Switches ■◆

Color▲	Number and Type of Positions		Standard Lever	Extended Lever	Price
			Catalog Number		
	2- t	∨	4 2	4 2	\$12.00
	2- h tt t	∧	4 4	4 4	14.70
	3- t	∨	4 3	4 3	12.00
	3- t t t	∨	4 5	4 5	14.70
	3- tt t	∨	4 7	4 7	14.70
	3- h tt t	∨	4 8	4 8	14.70

▲ h t t h t t : 01 h t, 03 , 04 , 05 , 06 (E : 4 204).

Non-Illuminated Key Switches■



ZB4BG8



Shape of Head	Type of Operator	Number and Type of Positions	Catalog Number	Price		
	(.455)★	2- t	∨	4 2	\$44.80	
		2- h tt t	∧	4 4		
		2- h tt t	∧	4 6		
		3- t	∨	4 0		
			∨	4 3		
			∨	4 03		
			∨	4 5		
			∨	4 9		
			∨	4 09		
			∨	4 1		
		3- tt t	∨	4 7		58.00
		3- t t t	∨	4 8		
		3- t t h tt	∨	4 08		

h t t t h t t t ().
 ◆ t t h t t t t t .
 ★ h .
 .421E: h 12 t h t .
 .458 : h 10 t h t .
 .520E: h 14 t h t .
 .3131 : h 20 t h t .
 E t : h t : 4 212. h h .421E 2 t t t , t t h, h t h t h

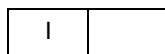
Selector Switch Sequence (using contact block assemblies, page 17-27; or complete bodies, page 17-27.)

2 Position Selector Switch		
⤴	⤵	t t ▼
X	X	1 . . (t h t)
X	X	1 . . (t h t)
X	X	1 . .


3 Position Selector Switch			
⤴	⤵	⤶	t t ▼
X	X	X	1 . . (t)
X	X	X	2 . . series ()
X	X	X	1 . . (h t)
X	X	X	1 . . (h t)
X	X	X	2 . . parallel ()

▼ h t h t .

t t , t #9001 0001.



h t



ZB4BD922

Potentiometer Operator (with Mounting Collar)

Shape of Head	Description	Application	Catalog Number	Price
	h t t t t h h t h 1.73 t 1.97 . (44 t 50) (t t t t)	h t 0.25 .(6.35)	4 922	\$71.00
		h t 0.24 .(6)	4 912	

Joystick Controllers (54 mm, Extended Operating Shaft) ▲

Description	Contact Operation	Action	Catalog Number	Price
2 t	1 t 1 . . . t t t	t	X 4P 12	\$125.00
		t	X 4P 22	
4 t	1 t 1 . . . t t t	t	X 4P 14	158.00
		t	X 4P 24	

▲ It t t t t t t E10* () E20* ().

Legends for Joystick Controllers

Description	For use with	Color	Catalog Number	Price
30 48 t	2 t	h t	2201	\$1.70
			2401	
48 48 t	4 t		4201	
		h t	4401	



XD4PA12



ZB4BD28

Two Position Toggle Switch

Shape of Head	Color	Type of Positions	Catalog Number	Price
		t	4 28	\$23.30
		t	4 48	

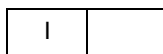
Reset Operators, Flush, Adjustable Shaft

Shape of Head	Travel		Actuation Distance		Color	Catalog Number	Price	
	IN	mm	IN	mm				
	0.39	10	0.24 0.63	6 16		X 4 821	\$13.70	
						X 4 841		
						X 4 861		
			0.63 1.02	16 26		X 4 822		13.70
						X 4 842		
						X 4 862		
	0.55	14	1.18 5.12	30 130		X 4 921	16.40	
						X 4 941		
						X 4 961		
			5.12 10.12	130 257		X 4 922		20.50
						X 4 942		
						X 4 962		



XB4BA8*1






t t , t #9001 0001.





h t




Heads for Momentary Illuminated Push Buttons

Shape of Head	Type of Push	Color	Catalog Number	Price
Only use with PROTECTED LED® light modules				
	h	h t	4 313	\$9.30
			4 333	
			4 343	
			4 353	
	h t t	h t	4 513	15.50
			4 533	
			4 543	
			4 553	
	h t		4 563	8.00
			4 18	
			4 38	
			4 48	
	E t	h t	4 58	6.50
			4 68	
			4 113	
			4 133	
	h (40)		4 143	14.70
			4 153	
			4 163	
			4 413	



Only use with light modules for a BA9s incandescent bulb, neon or LED

	h	h t	4 31	9.30
			4 33	
			4 34	
			4 35	
			4 36	
	E t	h t	4 37	6.50
			4 11	
			4 13	
			4 14	
			4 15	

Heads for Maintained Illuminated Push Buttons

Shape of Head	Type of Push	Color of Lens	Catalog Number	Price
Only use with PROTECTED LED light modules				
	P h / P h (40)		4 613	\$23.00
			4 633	
			4 643	
			4 653	
		4 663		

Illuminated Push-on/Push-off Operators

Shape of Head	Type of Push	Color of Lens	Catalog Number	Price
Only use with PROTECTED LED light modules				
	h	h t	4 013	\$12.40
			4 033	
			4 043	
			4 053	
	E t	h t	4 063	9.80
			4 13	
			4 33	
			4 43	

t t , t #9001 0001.



ZB4BW812743



ZB4BW823743



ZB4BW841723

Two Button with Clear Pilot Light, Momentary (IP40) ▲

Shape of Head	Description	Color of Pushers	Catalog Number	Price
Only use with PROTECTED LED® light modules (PROTECTED LED determines pilot light color)				
	1 h 1 t t h t 1 h		4 812743	\$14.50
		h t	4 813743	
			4 811723	
	1 h 1 t t h t 1 t		4 832743	14.50
		h t	4 833743	
			4 831723	
Only use with PROTECTED LED light modules (PROTECTED LED determines pilot light color)—premarked				
	1 h (l) 1 t t h t 1 h ()		4 822743	16.60
		h t	4 823743	
			4 821723	
	1 h (l) 1 t t h t 1 t ()		4 842743	16.60
		h t	4 843743	
			4 841723	

▲ IP66 t t , t t 008, 17-33.

Illuminated Selector Switches, Standard Lever

Shape of Head	Number and Type of Positions	Catalog Number ■	Price	
Only use with PROTECTED LED light modules				
	2- t		4 123	\$17.50
	2- t h t t t		4 143	25.70
	3- t		4 133	17.50
	3- t t t		4 153	25.70
	3- t h t t t		4 183	25.70
	3- t t t t		4 173	25.70

■ t : 1 h t , 3 , 4 , 5 , 6 .

Selector Switch Sequence (using contact block assemblies, page 17-27; or complete bodies, page 17-27.)

2 Position Selector Switch		
		t t ♦
X	X	1 . . (t h t)
X		1 . . (t h t)
	X	1 . .
X		1 . .

3 Position Selector Switch			
			t t ♦
X			1 . . (t)
	X		2 . . series ()
		X	1 . . (h t)
X	X		1 . . (h t)
	X	X	1 . . (t)
X		X	2 . . parallel ()

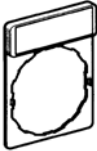
♦ h t h t .

t t , t #9001 0001.

Standard (30 x 40 mm) Legend Plates for 8 x 27 mm Legends▲



ZBZ32



ZBY•101



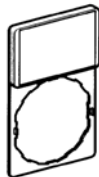
ZBY2303

Description	Legend		Catalog Number	Price
	Color	Text		
h t	32	\$1.00
h ()	h t	...	2101 4101	1.70
(t E) 2 11h t	h t	h t h t	2002 2004 4001 4005	7.10
h t t	■	() () I II -I I-II I- -II	2146 2931 2147 2148 2178 2179 2186	1.70
h E h	■	- - - E E E E E P - E - - I E - PE P E E E () E E () E E E I P P- P	2115 2364 2385 2314 2308 2330 2328 2305 2371 2316 2387 2321 2382 2310 2312 2367 2311 2313 2326 2323 2322 2306 2309 2334 2327 2303 2304 2366 2307	1.70

▲ 17-30.
 ■ t t t : h t t t . t t t : h t t t (h t) .



ZBZ33



ZBY610•

Standard (30 x 50 mm) Legend Plates for 18 x 27 mm Legends

Description	Color	Catalog Number	Price
h t t	...	33	\$1.00
h t	h t	6101 6102	1.70

t t , t #9001 0001.



Push Buttons—XB4 22 mm

Legend Plates, Inserts Only



www.SquareD.com

For the most up-to-date information

Marked Legends for 8 x 27 mm (for 30 x 40 mm legend holders ZBZ32)

Color	Marking	Text
	()	


Catalog Number	Price
02146	

l t t

\$0.83



▲ t t t : h t tt . t t : h t tt (h).





Accessories

Description	Application	Color	Catalog Number	Price
P t	E t t h h : 40 t - t h tt :	h P t	1600	\$54.00
	X 4 8•		1602	
	X 4 8•		1604	
	X 4 9•		1605	
	4 8•		1606	
	4 9•		1606	
P t ■	E h 40 t		4 1905	12.90
P	E h 40 t		4 2005	16.40
	h tt		4 62	
t t	h tt 4 • lt h t h tt 10		4 64	8.30
			4 011	
h t t ▲	22 t t		4 3	5.50
P t h t t t	22 t t		5 3	5.50

▲ t 4 009 / t t 17-28.
■ t t , t t 0106 9802 8/03.

BA9s Bulbs and Associated Accessories

Description	Characteristics	Catalog Number	Price
(9) t l t	6 ▽, 1.2	1 006	\$5.50
	12 ▽, 2	1 E012	
	24 ▽, 2	1 E024	
	120 130 ▽, 2.4	1 E130	
	120 130 ▽	1 110	
t t	230 240 ▽	1 220	7.60
		X X13	5.50
h th t t	l t h tt h h h	8	3.10
P (5) t	h (P l l 1)	4 905	25.90
t t	t 22 h tt 30	41	5.20

Replacement Keys for Emergency Stop Push Buttons and Selector Switches

Description	Key Number	Catalog Number	Price
t 2	458	458	\$5.50
	421E	421E	
	458	458	
	520E	520E	
	3131	3131	

Push Buttons—XB5 22 mm

Characteristics

Environment

Degree of protection t IE 529
 t A, 50 22.2 .94

Conforming to standards

A, A, t ,

Product certifications

V, I, A, , V, A()

Electrical Characteristics of Operators and Contact Blocks

Cabling capacity

t IE 947-1

Maximum Contact Block Usage

X 5/ 5

Rated operational characteristics Conforming to IEC/EN 60947-5-1

t t : t -15
 t t : t -13

IP65, h t t
 IP66, t h tt h
 1, 2, 3, 4, 4X, 12, 13, h t t

IE 947-1, IE /E 60947-5-1, IE 947-5-4,
 E 60947-1, I 4520,
 A, 508, 22.2 .14

t t t t h t : 600; 600
 A, h t t t h t : 600; 600
 I X 4-P : 600; 300

t t t t h t

t t t t
 : 1 24 (0.22 A) h t
 : 1 22 (0.34 A) h t
 : 2 16 (1.5 A) h t
 2 14 (2.5 A) h t
 h (P I I t 1) tt t4 5.5

P h tt (-I t) 9

t th (-I t) 6

P h tt t (I t) 6

h , P h P (-I t) 6

h , P h P (I t) 4

h , -t - (-I t) 6

h , t (-I t) 4

P h - /P h - (-I t) 3

P h - /P h - (I t) 2

t () h t :
 600: = 600 V = 1.2 t = 240 V t = 3
 t = 120 V = 6 t 10

t h t :
 600: = 600840 00: -0. = 508 I(7)5()-13

Non-Illuminated Push Buttons, Momentary (screw clamp terminal connections)



XB5AA31



XB5AA4322




XB5AP51



XB5AL42



XB5AC21



XB5AL845







Shape of Head	Type of Push	Type of Contact		Marking	Color of Cap	Catalog Number (Components)	Price		
		N.O.	N.C.						
	h	1		X 5 21 (5 101 + 5 2)	\$17.50		
						X 5 31 (5 101 + 5 3)			
						X 5 51 (5 101 + 5 5)			
		...	1	...		X 5 61 (5 101 + 5 6)	17.50		
		1	1		X 5 42 (5 102 + 5 4)	25.60
								X 5 25 (5 105 + 5 2)	
X 5 35 (5 105 + 5 3)									
X 5 45 (5 105 + 5 4)									
X 5 55 (5 105 + 5 5)									
X 5 65 (5 105 + 5 6)									
	h	1	...	(^l h t)		X 5 3311 (5 101 + 5 331)	20.30		
	h	...	1	(h t)		X 5 4322 (5 102 + 5 432)	20.30		
	h t (^h t h)	1		X 5 P21 (5 101 + 5 P2)	23.90		
						X 5 P31 (5 101 + 5 P3)			
						X 5 P51 (5 101 + 5 P5)			
		...	1	X 5 P61 (5 101 + 5 P6)	23.90		
	E t	...	1	...		X 5 P42 (5 102 + 5 P4)	23.90		
		1	1	...		X 5 442 (5 102 + 5 44)	17.50		
	h 40 h	1		X 5 445 (5 105 + 5 44)	25.60		
								X 5 21 (5 101 + 5 2)	25.70

Two Button Push Buttons, Momentary (screw clamp terminal connections)

Shape of Head	Type of Push	Type of Contact		Degree of Protection	Catalog Number (Components)	Price
		N.O.	N.C.			
	h h (^h h l) (^t h)	1	1	IP40	X 5 4845 (5 105 + 5 48434)	\$31.50

















t t , t #9001 0001.

Non-Illuminated Emergency Stop Mushroom Head Push Buttons, Ø 40 mm (Red)
(screw clamp terminal connections)

Shape of Head	Type of Push	Type of Contact		Catalog Number (Components)	Price
		N.O.	N.C.		
	h - t ▲	1	1	X 5 845 (5 105 + 5 84)	\$46.00
	t - t - t ▲	1	1	X 5 8445 (5 105 + 5 844)	75.00
	t (.455)▲	1	1	X 5 9445 (5 105 + 5 944)	75.00
	P h -	...	1	X 5 42 (5 102 + 5 4)	31.20
	- t -	...	1	X 5 542 (5 102 + 5 54)	50.00
	(.455)	...	1	X 5 142 (5 102 + 5 14)	67.00

▲ t h h t h t h t t t t t t t t t h t .

Non-Illuminated Selector Switches and Key Switches (screw clamp terminal connections)

Shape of Head	Type of Operator	Type of Contact		Number and Type of Positions	Catalog Number (Components)	Price	
		N.O.	N.C.				
	t ,	1	...	2- t		X 5 21 (5 101 + 5 2)	\$23.00
		1	1	2- t		X 5 25 (5 105 + 5 2)	31.10
		2	...	3- t		X 5 33 (5 103 + 5 3)	31.10
				3- t t t		X 5 53 (5 103 + 5 5)	33.80
	E t ,	1	...	2- t		X 5 21 (5 101 + 5 2)	23.00
		2	...	3- t		X 5 33 (5 103 + 5 3)	31.10
				3- t t t		X 5 53 (5 103 + 5 5)	33.80
				2- t		X 5 61 (5 101 + 5 6)	55.80
	(.455)	1	...	2- t		X 5 21 (5 101 + 5 2)	55.80
				2- t		X 5 41 (5 101 + 5 4)	55.80
		2	...	2- t t t		X 5 61 (5 101 + 5 6)	55.80
				3- t		X 5 03 (5 103 + 5 0)	63.90
				3- t		X 5 33 (5 103 + 5 3)	63.90

h Ω t h t ()


t t , t #9001 0001.



XB5AVB1




XB5AV63





XB5AV34





Pilot Lights with PROTECTED LED (screw clamp terminal connections)

Shape of Head	Supply Voltage	Color	Catalog Number (Components)	Price
 Protected LED	24 ▼ /	h t	X 5 ▼ 1 (5 ▼ 1+ 5 ▼ 013)	\$32.40
			X 5 ▼ 3 (5 ▼ 3+ 5 ▼ 033)	
			X 5 ▼ 4 (5 ▼ 4+ 5 ▼ 043)	
			X 5 ▼ 5 (5 ▼ 5+ 5 ▼ 053)	
			X 5 ▼ 6 (5 ▼ 6+ 5 ▼ 063)	
	110 120 ▼	h t	X 5 ▼ 1 (5 ▼ 1+ 5 ▼ 013)	32.40
			X 5 ▼ 3 (5 ▼ 3+ 5 ▼ 033)	
			X 5 ▼ 4 (5 ▼ 4+ 5 ▼ 043)	
			X 5 ▼ 5 (5 ▼ 5+ 5 ▼ 053)	
			X 5 ▼ 6 (5 ▼ 6+ 5 ▼ 063)	

Pilot Lights for BA9s Bulb (screw clamp terminal connections)











Shape of Head	Supply Voltage	Color	Catalog Number (Components)	Price
Direct supply, for BA9s (incandescent, LED, neon) V ≤ 250 V, 2.4 W bulb (bulb not included)				
	≤ 250 ▼ /	h t	X 5 ▼ 61 (5 ▼ 6+ 5 ▼ 01)	\$23.10
			X 5 ▼ 63 (5 ▼ 6+ 5 ▼ 03)	
			X 5 ▼ 64 (5 ▼ 6+ 5 ▼ 04)	
			X 5 ▼ 65 (5 ▼ 6+ 5 ▼ 05)	
Transformer type with 1.2 VA, 6 V secondary. BA9s incandescent bulb included				
	110 120 ▼ 50/60	h t	X 5 ▼ 31 (5 ▼ 3+ 5 ▼ 01)	53.00
			X 5 ▼ 33 (5 ▼ 3+ 5 ▼ 03)	
			X 5 ▼ 34 (5 ▼ 3+ 5 ▼ 04)	
			X 5 ▼ 35 (5 ▼ 3+ 5 ▼ 05)	

Illuminated Push Buttons, Momentary (screw clamp terminal connections)

Shape of Head	Description	Type of Contact		Supply Voltage	Color of Push	Catalog Number (Components)	Price
		N.O.	N.C.				
Flush							
 Protected LED	t 9 not	1	1	24 ▼ /	h t	X 5 31 5 (5 0 15+ 5 313)	\$54.00
						X 5 33 5 (5 0 35+ 5 333)	
						X 5 34 5 (5 0 45+ 5 343)	
						X 5 35 5 (5 0 55+ 5 353)	
						X 5 36 5 (5 0 65+ 5 363)	
				110 120 ▼	h t	X 5 31 5 (5 0 15+ 5 313)	54.00
						X 5 33 5 (5 0 35+ 5 333)	
						X 5 34 5 (5 0 45+ 5 343)	
						X 5 35 5 (5 0 55+ 5 353)	
						X 5 36 5 (5 0 65+ 5 363)	
	2.4 not	1	1	≤ 250 ▼ /	h t	X 5 3165 (5 065+ 5 31)	44.90
						X 5 3365 (5 065+ 5 33)	
						X 5 3465 (5 065+ 5 34)	
						X 5 3565 (5 065+ 5 35)	
	t 1.2 ▼ , 6 ▼ 9 t	1	1	110 120 ▼ 50/60	h t	X 5 3135 (5 035+ 5 31)	74.00
						X 5 3335 (5 035+ 5 33)	
						X 5 3435 (5 035+ 5 34)	
						X 5 3535 (5 035+ 5 35)	
				230 240 ▼ 50/60	h t	X 5 3145 (5 045+ 5 31)	74.00
						X 5 3345 (5 045+ 5 33)	
						X 5 3445 (5 045+ 5 34)	
						X 5 3545 (5 045+ 5 35)	
Extended							
 Protected LED		1	1	24 ▼ /	h t	X 5 11 5 (5 0 15+ 5 113)	\$51.40
						X 5 13 5 (5 0 35+ 5 133)	
						X 5 14 5 (5 0 45+ 5 143)	
						X 5 15 5 (5 0 55+ 5 153)	
						X 5 16 5 (5 0 65+ 5 163)	
				110 120 ▼	h t	X 5 11 5 (5 0 15+ 5 113)	51.40
						X 5 13 5 (5 0 35+ 5 133)	
						X 5 14 5 (5 0 45+ 5 143)	
						X 5 15 5 (5 0 55+ 5 153)	
						X 5 16 5 (5 0 65+ 5 163)	

t t , t #9001 0001.

Non-Illuminated Operators, Momentary—Unmarked

Shape of Head	Type of Push	Color of Cap	Catalog Number	Price
	h, h t ▲	...	5 0	\$5.50
	h, h t t 6 ■	6 ■	5 9	6.50
	h	h t	5 1	6.50
			5 2	
			5 3	
			5 4	
			5 5	
			5 6	
			5 8	
	h h t t , ◆	h t	5 18	8.00
			5 38	
			5 48	
			5 58	
			5 68	
	E t	h t	5 11	6.50
			5 12	
			5 13	
			5 14	
			5 15	
			5 16	
	t ()	h t	5 P1	12.90
			5 P2	
			5 P3	
			5 P4	
			5 P5	
			5 P6	
	t () ◆	h t	5 P18	14.50
			5 P38	
			5 P48	
			5 P58	
			5 P68	
	h P (h h h)	h t	5 14	16.10
			5 24	
			5 34	
			5 44	
			5 64	
	h	h t	5 1	13.50
			5 2	
			5 3	
			5 4	
			5 5	
			5 6	
	E t	h t	5 11	13.50
			5 12	
			5 13	
			5 14	
			5 15	
			5 16	

▲ 17-52.
◆ (h t, 17-52.)

t t , t #9001 0001.

Non-Illuminated Operators, Momentary—Premarked



ZB5AA331



ZB5AA432



ZB5AL232

Shape of Head	Type of Push	Marking		Color of Cap	Catalog Number	Price	
		Text	Color				
	h	I	h t		5 331	9.30	
				h t	h t		5 131
				h t			5 333
				h t	h t		5 133
				h t			5 341
				h t	h t		5 141
		P		h t			5 345
				h t			5 432
				h t			5 232
				h t			5 434
				h t			5 234
				h t			5 435
				h t	h t		5 235
P		h t	h t	5 343			
		h t		5 344			
↑▲		h t	h t	5 334			
		h t		5 335			
	E t		h t		5 432	9.30	
			h t		5 232		
		P	h t		5 434		
			h t		5 234		
			h t		5 435		
	h	I	h t		5 331	16.00	
			h t		5 432	16.00	

▲ t - , t t 4 t : ↑, ↓, ← or →

Mushroom Heads, Momentary



ZB5AC24



ZB5AC2



ZB5AR4




Shape of Head	Diameter of Head	Color of Head	Catalog Number	Price
	30		5 24	14.70
			5 34	
			5 44	
			5 54	
	40		5 64	14.70
			5 2	
			5 3	
			5 4	
	60		5 5	17.50
			5 6	
			5 2	
			5 3	
		5 4		
		5 5		
		5 6		

t t , t #9001 0001.



ZB5AH04





Non-Illuminated Push-on/Push-off Operators

Shape of Head	Type of Push	Color of Push	Catalog Number	Price
	h	h t	5 01	\$8.80
			5 02	
			5 03	
			5 04	
			5 05	
			5 06	
	E t	h t	5 1	8.80
			5 2	
			5 3	
			5 4	
			5 5	
			5 6	
	h	h t	5 01	17.60
			5 02	
			5 03	
			5 04	
			5 05	
			5 06	



ZB5AL8334

Two Head Operators, Momentary

Shape of Head	Description	Color of Pushers	Degree of Protection	Catalog Number	Price
No Marking					
	h	h t	IP40	5 8134	\$10.40
			IP66	5 9134	18.60
			IP40	5 8112	10.40
			IP66	5 9112	18.60
	h t	h t	IP40	5 8334	10.40
			IP66	5 9334	18.60
			IP40	5 8312	10.40
			IP66	5 9312	18.60
Premarked					
	{ h l)	h t	IP40	5 8234	12.40
			IP66	5 9234	20.70
			IP40	5 8212	12.40
			IP66	5 9212	20.70
	{ h l) (t)	h t	IP40	5 8434	12.40
			IP66	5 9434	20.70
			IP40	5 8412	12.40
			IP66	5 9412	20.70



ZB5AL8434



ZB5AL9334

t t , t #9001 0001.

Mushroom Heads for Maintained Push Buttons



ZB5AS844



ZB5AS934



ZB5AT4



ZB5AS54



ZB5AS64

Shape of Head	Type of Push	Diameter of Head	Color	Catalog Number	Price
	P h - t ■	40		5 84	\$26.90
	- t - ■	30		5 834	56.00
		40		5 844	56.00
	t (.455) ■	30		5 934	56.00
		40		5 944 ▲	56.00
		60		5 964	56.00
	P h -	30		5 24	20.20
				5 44	
		40		5 2	20.20
				5 4	
		60		5 X2	23.00
		5 X4			
	- t -	30		5 42	39.00
				5 44	
		40		5 52	39.00
				5 54	
				5 55	
60		5 62	44.80		
		5 64			
	(.455)	30		5 72	56.00
				5 74	
		40		5 12	56.00
				5 14 ▲	
		60		5 22	
		5 24	56.00		

▲ h .421E: h 12 t h t .
 .458 : h 10 t h t .
 .520E: h 14 t h t .
 .3131 : h 20 t h t .
 E h t t h h 40 t h h t t t t t h t t i h .421E : 5 94412.
 ■ h t t h h 40 t h h t t t t t h t t i h t h t .

Circular Legends for Emergency Stop Mushroom Heads (yellow background)



ZBY9330

Diameter	Text	Catalog Number	Price
60	E E E P	9101	\$1.70
	E E E P	9330	
90	E E E P	8101	
	E E E P	8330	

t t , t #9001 0001.

Reset Operators



Shape of Head	Actuation Distance		Text	Color	Catalog Number	Price
	IN	mm				
Flush	Adjustable Shaft					
	0.67 4.72	17 120	h t		X 5 831	\$17.10
					X 5 841	
					X 5 861	
	4.72 10.12	120 257	h t		X 5 84101	20.70
					X 5 86102	20.70
					X 5 832	19.70
X 5 842						
					X 5 862	22.80
					X 5 84201	22.80
					X 5 86202	22.80
Extended						
	0.67 4.72	17 120			X 5 84101	20.70
	4.72 10.12	120 257			X 5 84201	22.80

Potentiometer Operator (with Mounting Collar)

Shape of Head	Description	Application	Catalog Number	Price
	h t t t t h h t h 1.73 t 1.97 . (44 t 50) (t t t t)	h t 0.25 . (6.35)	5 922	\$71.00
		h t 0.24 . (6)	5 912	

Joystick Controllers (54 mm, Extended Operating Shaft) ▲



Description	Contact Operation	Action	Catalog Number	Price
2 t	1 t 1 . . . t t t	t	X 5P 12	\$125.00
		t	X 5P 22	
4 t	1 t 1 . . . t t t	t	X 5P 14	158.00
		t	X 5P 24	

▲ h t t t t t t t E10 () E20 ()

Legends for Joystick Controllers

Description	For use with	Catalog Number	Price
30 48	2 t	2201	\$1.70
		h t	
48 48	4 t	4201	
		h t	

XD5PA12

Hour Counters ■



Characteristics	Supply Voltage	Catalog Number	Price
l t 0 9999.9	12 24 ▼ ▼ , 50/60	X 5	\$174.00
	120 ▼ , 60	X 5	
	230 240 ▼ , 50	X 5	

XB5DS•

Buzzer ■



Characteristics	Supply Voltage	Catalog Number	Price
80 (IP40 E 1) t t t t	12 24 ▼ ▼ , 50/60	X 5	\$83.00
	120 ▼ , 60	X 5	
	230 240 ▼ , 50	X 5	

XB5KS•

Two Position Toggle Switch



Shape of Head	Color	Type of Positions	Catalog Number	Price
		t	5 28	\$23.30
		t	5 48	

ZB5AD28

t t , t #9001 0001.

Push Buttons—XB5 22 mm

Pilot Lights

17 PUSH BUTTONS AND OPERATOR INTERFACE



ZB5AV053





ZB5AV01



ZB5CV063


Pilot Light Heads

Shape of Head	For use with Body Comprising Light Module Type	Color of Lens	Catalog Number	Price	
	P E E \E	h t	5 ▼013	\$3.80	
			5 ▼033		
			5 ▼043		
			5 ▼053		
			5 ▼063		
	P E E (\E)	h t	5 ▼013	3.80	
			5 ▼033		
			5 ▼043		
			5 ▼053		
			5 ▼063		
		P E E \E	h t	5 ▼013	13.50
				5 ▼033	
				5 ▼043	
				5 ▼053	
				5 ▼063	

t t , t #9001 0001.



ZB5AV6



ZB5AV3

Complete Bodies (Mounting Collar + Light Module for BA9s Incandescent Bulb, Neon or LED)

Description	Light Source	Supply Voltage (V)	Catalog Number	Price
Screw clamp terminal connections				
t	9 t 2.4	≤ 250	5 ▼6	\$19.30
t	9 t	24 ▼ 2 tt	5 ▼624	24.60
t	9 t	120 ▼ 2.4 tt	5 ▼6120	24.60
1.2 ▼ , 6 ▼ t	9 t	110 120 ▼ 50/60	5 ▼3	49.20
		230 240 ▼ 50/60	5 ▼4	
		400 50	5 ▼5	
		440 480 ▼ 60	5 ▼8	
		550 600 ▼ 60	5 ▼9	

▲ t , 17-53.

Complete Bodies (Mounting Collar + Light Module with PROTECTED LED) ■

Light Source	Supply Voltage	Color of Light Source	Catalog Number	Price
Screw clamp terminal connections				
Protected LED	12 ▼ /	h t	5 ▼ 1	\$28.60
			5 ▼ 3	
			5 ▼ 4	
			5 ▼ 5	
	24 ▼ /	h t	5 ▼ 1	28.60
			5 ▼ 3	
			5 ▼ 4	
			5 ▼ 5	
	24 120 ▼ /	h t	5 ▼ 1	28.60
			5 ▼ 3	
			5 ▼ 4	
			5 ▼ 5	
110 120 ▼	h t	5 ▼ 1	28.60	
		5 ▼ 3		
		5 ▼ 4		
		5 ▼ 5		
h Protected LED	24 ▼ /	h t	5 ▼18 1	33.10
			5 ▼18 3	
			5 ▼18 4	
			5 ▼18 5	
	110 120 ▼	h t	5 ▼18 1	33.10
			5 ▼18 3	
			5 ▼18 4	
			5 ▼18 5	



ZB5AV**

■ - t , 3 t h h t E : 5 ▼ 13 (- t 1 0.250" 2 0.110").

t t , t #9001 0001.



ZB5AW313



ZB5AW363



ZB5AW143









ZB5CW313





ZB5AW33



Heads for Momentary Illuminated Push Buttons

Shape of Head	Type of Push	Color	Catalog Number	Price
Only use with PROTECTED LED light modules				
	h	h t	5 313	\$9.30
			5 333	
			5 343	
			5 353	
			5 363	
	h t t	h t	5 513	15.50
			5 533	
			5 543	
			5 553	
			5 563	
	h t	h t	5 18	8.00
			5 38	
			5 48	
			5 58	
			5 68	
	E t	h t	5 113	6.50
			5 133	
			5 143	
			5 153	
			5 163	
	h t	h t	5 313	13.50
			5 333	
			5 343	
			5 353	
			5 363	
	E t	h t	5 113	13.50
			5 133	
			5 143	
			5 153	
			5 163	

Only use with light modules for a BA9s incandescent bulb, neon or LED

	h	h t	5 31	9.30
			5 33	
			5 34	
			5 35	
			5 36	
			5 37	
	E t	h t	5 11	6.50
			5 13	
			5 14	
			5 15	
			5 16	
			5 17	

Illuminated Push-on/Push-off Operators

Shape of Head	Type of Push	Color of Lens	Catalog Number	Price
Only use with PROTECTED LED light modules				
	h	h t	5 013	\$12.40
			5 033	
			5 043	
			5 053	
			5 063	
	E t	h t	5 13	9.80
			5 33	
			5 43	
			5 53	
			5 63	

t t , t #9001 0001.

Push Buttons—XB5 22 mm

Legend Plates

Standard (30 x 40 mm) Legend Plates for 8 x 27 mm Legends▲

Description	Color	Legend	Text	Catalog Number	Price
h t t		32	\$1.00
(h) t		...		2101	1.70
h t		...		4101	
t t t		h t		2002	
(t) t		h t		2004	7.10
(2 11h) t		h t		4001	
				4005	
		()		2146	
		()		2931	
h t t	■	I		2147	
		II		2148	1.70
		-I		2178	
		I-II		2179	
		I- -II		2186	
				2115	
		-		2364	
		- -		2385	
		Λ E		2314	
				2308	
		E E E P		2330	
				2328	
				2305	
		- E▼		2371	
				2316	
		- -		2387	
		I		2321	
				2382	
h E h	■	ΛE		2310	
		-		2312	1.70
				2367	
				2311	
		PE		2313	
		P E		2326	
		E E ()		2323	
		E E ()		2322	
		E▼E E		2306	
		I		2309	
				2334	
		Λ		2327	
				2303	
		P		2304	
		P-		2366	
		P		2307	

▲ 17-51.
 ■ t t t : h t tt . t t : h t tt (h) .

Standard (30 x 50 mm) Legend Plates for 18 x 27 mm Legends

Description	For use with	Color	Catalog Number	Price
h t t	h	...	33	

Marked Legends for 8 x 27 mm (for 30 x 40 mm legend holders ZBZ32)



Color	Marking	Text	Catalog Number	Price
	I t t	()	02146	\$0.83
		()	02931	
		I	02147	
		II	02148	
		-I	02178	
		I-II	02179	
	E h	I-II	02186	0.83
		-	02115	
		- -	02364	
		▲ E	02385	
		E E E P	02314	
		- E▼	02308	
▲	E h	E E E P	02330	0.83
		- E▼	02328	
		- -	02305	
		- -	02371	
		- -	02316	
		I	02387	
		I	02321	
		I	02382	
		▲ E	02310	
		-	02312	
		-	02367	
		-	02311	
		PE	02313	
		P E	02326	
		E E ()	02323	
		E E ()	02322	
		E▼ E E	02306	
		I	02309	
I	02334			
I	02327			
I	02303			
P	02304			
P-	02366			
P	02307			

▲ t t t : h t t t . t t t : h t t t (h t) .


Legends for Customer Engraving (inserts only)

Description	For use with	Color	Catalog Number	Price
8 27	30 40 h		0101	\$0.83
		h t	0102	
18 27	30 50 h		5101	
		h t	5102	

Legends for Factory Engraving (inserts only)

Description	For use with	Color	Text	Catalog Number	Price
8 27 t / t () 2 11h) t ()	30 40 h		h t	01002	\$6.10
			h t	01004	
		h t		01001	
				01005	
18 27 t / t () 3 11h) t ()	30 50 h		h t	05002	6.10
			h t	05004	
		h t		05001	
				05005	

t t , t #9001 0001.



ZBY1101

Sheets of Legends for Push Buttons, Switches, and Pilot Lights

Description	Marking	Text	Catalog Number	Price
h t 66 t t - h	l t t		1101	\$3.10
			1101	3.10
			1146	5.20
		I	1147	
		II	1148	
		III	1149	
	P	1304		
	→	1912		
	E h		1316	5.20
			1312	
			1311	
			1303	
	h t	h t : E h , h , , h , l t	X 2	52.00

Push Button Caps—Unmarked

For use with	Type of Push	Color	Catalog Number	Price
5 0 h t t h h	h	h t	1	1.00
			2	
			3	
			4	
			5	
			6	
	E t	6 ▲	9	2.10
		h t	11	1.00
			12	
			13	
	14			
	6 ▲	19	2.10	



ZBA•



ZBL•

Push Button Caps—Marked

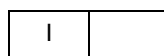
For use with	Type of Push	Marking		Color of Cap	Catalog Number	Price
		Text	Color			
5 0 h t t h h	h	I ■	h t		331	\$2.10
		■	h t	h t	131	
		■	h t	h t	333	
			h t	h t	133	
			h t	h t	341	
		P ■	h t	h t	141	
		■	h t	h t	343	
		⊕ ■	h t		344	
		⊕ ■	h t		345	
		⊕	h t		245	
		⬇	h t		346	
		↑	h t	h t	334♦	
			h t		335♦	
		■	h t		432	
		P ■	h t		232	
			h t		434	
			h t		234	
	h t		435			
	h t		235			
	h t		639			



ZBA•33

▲ t 6 t : h t , , , , ,
♦ t t - , t t 4 t : ↑, ↓, ← or →

t t , t #9001 0001.



h t

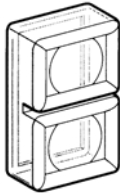




ZBP0

Clear Boots

Description	For use with	Catalog Number	Price
t	t h tt tt h	P0	\$6.20
	t h tt tt h	P0	6.20
t	h h tt , tt tt t t h t	008	16.40
	h t h tt t	008	16.40



ZBW008

Lens Caps

For use with	Color	Catalog Number	Price
--------------	-------	----------------	-------

Lens caps for PROTECTED LED light modules

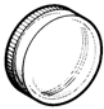
P t h t	h t	▼0113	\$2.70
		▼0133	
		▼0143	
		▼0153	
		▼0163	
l t h tt tt h h h	h t	9113	2.70
		9133	
		9143	
		9153	
		9163	
l t h tt tt h t h	h t	9313	2.70
		9333	
		9343	
		9353	
		9363	



ZBV01•3




Circular lens caps for BA9s light modules

P t h t	h t	▼011	2.70
		▼013	
		▼014	
		▼015	
		▼016	
		▼017	
l t h tt tt h h h	h t	911	2.70
		913	
		914	
		915	
		916	
		917	
l t h tt tt h t h	h t	931	2.70
		933	
		934	
		935	
		936	
		937	



ZBV01•

Square lens caps for PROTECTED LED light modules (ZB5C operators only)

P t h t 	h t	▼0113	4.70
		▼0133	
		▼0143	
		▼0153	
		▼0163	
l t h tt tt h h h 	h t	9113	4.70
		9133	
		9143	
		9153	
		9163	
l t h tt tt h t h 	h t	9313	4.70
		9333	
		9343	
		9353	
		9363	

t t , t #9001 0001.

L

Ph

t

Push Buttons—Class 9001 Type K—30 mm

Heavy Duty Operators






www.SquareD.com

For the most up-to-date information



17 PUSH BUTTONS AND OPERATOR INTERFACE

Non-Illuminated Momentary Push Button Operators—UL Types 4, 13/NEMA 4, 13

h t 17-79.
t t t t h t .

Description	Color	Operator with 1 N.O. and 1 N.C. Contact (KA1)	Price	Operator with 1 N.O. Contact (KA2)	Operator with 1 N.C. Contact (KA3)	Price	Operator Only with No Contacts	Price
 9001 1		1 13	\$54.00	1 5	1 6	\$39.90	1	\$25.70
		1 13	54.00	1 5	1 6	39.90	1	25.70
		1 13	54.00	1 5	1 6	39.90	1	25.70
	▲	1 13	54.00	1 5	1 6	39.90	1	25.70
	h ■	1 ■ 13	54.00	1 ■ 5	1 ■ 6	39.90	1 ■	25.70
 9001 3		3 13	54.00	3 5	3 6	39.90	3	25.70
		3 13	54.00	3 5	3 6	39.90	3	25.70
		3 13	54.00	3 5	3 6	39.90	3	25.70
	▲	3 13	54.00	3 5	3 6	39.90	3	25.70
	h ■	3 ■ 13	54.00	3 ■ 5	3 ■ 6	39.90	3 ■	25.70
 9001 2	E t	2 13	54.00	2 5	2 6	39.90	2	25.70
		2 13	54.00	2 5	2 6	39.90	2	25.70
		2 13	54.00	2 5	2 6	39.90	2	25.70
	▲	2 13	54.00	2 5	2 6	39.90	2	25.70
	h ■	2 ■ 13	54.00	2 ■ 5	2 ■ 6	39.90	2 ■	25.70

▲ h t h tt t t h h t : , , , , h t .
■ t .

Description	Color	Operator with 1 N.O. and 1 N.C. Contact (KA1)	Price	Operator with 1 N.O. Contact (KA2)	Operator with 1 N.C. Contact (KA3)	Price	Operator Only with No Contacts	Price
 9001 4	Snap-In Mushroom Button							
		4 13	\$83.00	4 5	4 6	\$68.00	4	\$54.00
		4 13	83.00	4 5	4 6	68.00	4	54.00
	◆	4 05 13	86.00	4 05 5	4 05 6	72.00	4 05	57.00
		4 13	83.00	4 5	4 6	68.00	4	54.00
	h ★	4★ 13	83.00	4★ 5	4★ 6	68.00	4★	54.00
	Screw-On Mushroom Button With Set Screw Security							
		24 13	83.00	24 5	24 6	68.00	24	54.00
		24 13	83.00	24 5	24 6	68.00	24	54.00
	h ★	24★ 13	83.00	24★ 5	24★ 6	68.00	24★	54.00
 9001 5	Snap-In Mushroom Button							
		5 13	83.00	5 5	5 6	68.00	5	54.00
		5 13	83.00	5 5	5 6	68.00	5	54.00
	◆	5 05 13	86.00	5 05 5	5 05 6	72.00	5 05	57.00
		5 13	83.00	5 5	5 6	68.00	5	54.00
	h ★	5★ 13	83.00	5★ 5	5★ 6	68.00	5★	54.00
	Screw-On Mushroom Button With Set Screw Security							
		25 13	83.00	25 5	25 6	68.00	25	54.00
		25 13	83.00	25 5	25 6	68.00	25	54.00
	h ★	25★ 13	83.00	25★ 5	25★ 6	68.00	25★	54.00

◆ h h t E t tt h h h t h t t .
★ t .

Color	■ KR1, 2, 3 Place Color Code in Type Number	★ KR4, 5, 24, 25 Place Color Code in Type Number
h t	▲	▲
	E	...

h t	17-77
t t	17-78
t t	17-80
h P t	17-81
	17-83
t P t	17-86

t t , t #9001 0001.

Non-Illuminated 2 Position Selector Switch Operators—UL Types 4, 13/NEMA 4, 13

h t t t t 17-79. t .

Contact Block Required			1—Contact Closed 0—Contact Open			
Contact Block Position	Quantity and Type	Mount on Side	Left		Right	
			Left	Right	Left	Right
<p>Top View</p>	1	3	1	0	0	1
	2	2	0	1	1	0
	3	1	1	0	0	1
	2	1	0	1	1	0
Cam (see page 17-64)			E		D	
Non-Illuminated Operators			Type		Type	Price

Manual Return

Operator Only

h t	11	12	\$ 28.50
h t	11	12	35.10
h h	11 ■	12 ■	35.10
h t t h E10 (1,2,3)♦★	11 ♦	12 ♦	92.00
h t t t ()			
h 1 1 #2	11 13	...	64.00
h 1 1 #1	11 1	...	64.00
h 1 1 #1 1 1 #2	11 2	...	92.00

Spring Return from Left

t	25	...	47.60
h t	25	...	54.00
h t	25 ■	...	54.00
h h t h E10 (2)	25 2	...	111.00

Spring Return From Right

t	...	34	47.60
h t	...	34	54.00
h t	...	34 ■	54.00
h h t h E10 (1)	...	34 1	111.00

▲ h h t 17-80 t h t h t t t . h t h 17-85. h t t .
 ■ h h h h t t t t . h t h t .
 ♦ Example: KS11 ■ with a green gloved-hand knob = KS11FG
 ♦ h h h t t .
 ★ Example: KS11K ♦ with key withdrawal in the right position only = KS11K2
 ★ h h t t t t t t t t . E10 (t / h E t . 2941101100, \$6.60 per key).

♦ Key Withdrawal Code

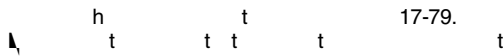
Code	Position
1	h t
2	h t
3	h t h t

Selector Switch Knobs

Standard Knob		Gloved-Hand Knob		Coin Operated		Price
Color	Knob Code	Knob Code	Type	Knob Code	Type	
h t	11 8 8 8 11 8 8 8 8	11 24 24 24 25 24 24 24	25 24 24 24 16 16 16 16	...	18 16 16 16 16 16 16 16	\$6.60

t t , t #9001 0001.

Non-Illuminated 3 Position Selector Switch Operators—UL Types 4, 13/NEMA 4, 13



CONTACT BLOCK REQUIRED			1—Contact Closed 0—Contact Open											
Contact Block Position	Quantity and Type	Mount on Side	Center		Center		Center		Center		Center		Center	
			Left	Right	Left	Right	Left	Right	Left	Right	Left	Right	Left	Right
	1 3 2 2	#1 #2	1 0 0	1 0 0	0 0 1	1 0 0	1 0 0	1 0 0	1 0 0	1 0 0	0 1 0	1 1 0		
			0 1 1	0 0 1	0 1 0	0 1 0	0 0 1	0 1 1	0 1 1	1 0 0	0 0 1			
	1 3 2 2	#1 #1	0 0 1	1 0 0	0 0 1	1 0 0	0 1 0	0 0 1	1 0 1	0 0 1	0 1 1	0 1 1		
			1 1 0	0 0 1	0 1 0	0 1 0	0 0 1	1 0 0	0 1 0	0 1 0	0 1 0	0 1 0	1 0 0	

Cam (see page 17-64)	B	C	D	E	F	G	J	L	M	
Non-Illuminated Operators	Type	Type	Type	Type	Type	Type	Type	Type	Type	Price
	42	43	44	45	46	47	49	401	402	\$28.50
	42	43	44	45	46	47	49	401	402	\$35.10
	42	43	44	45	46	47	49	401	402	\$35.10
	42	43	44	45	46	47	49	401	402	\$92.00
	42 13	43 13	44 13	45 13	46 13	47 13	49 13	401 13	402 13	\$64.00
	42 1	43 1	44 1	45 1	46 1	47 1	49 1	401 1	402 1	\$64.00
	42 2	43 2	44 2	45 2	46 2	47 2	49 2	401 2	402 2	\$92.00
	62	63	64	65	66	67	69	601	602	\$47.60
	62	63	64	65	66	67	69	601	602	\$54.00
	62	63	64	65	66	67	69	601	602	\$54.00
	62	63	64	65	66	67	69	601	602	\$111.00
	72	73	74	75	76	77	79	701	702	\$47.60
	72	73	74	75	76	77	79	701	702	\$54.00
	72	73	74	75	76	77	79	701	702	\$54.00
	72	73	74	75	76	77	79	701	702	\$111.00
	52	53	54	55	56	57	59	501	502	\$47.60
	52	53	54	55	56	57	59	501	502	\$54.00
	52	53	54	55	56	57	59	501	502	\$54.00
	52 5	53 5	54 5	55 5	56 5	57 5	59 5	501 5	502 5	\$111.00

▲ h t 17-80 t h t h t t t . h t h 17-85. h t h t t .
 ■ h h h h t t t t .
 ◆ h h h h t t t t .
 ★ h h t t t t t t . E10(t . 2941101100, \$6.60 per key).

◆ Key Withdrawal Codes

Code	Position
4	h t
5	t
6	h t
7	h t t
8	h t h t
9	t h t
10	h t, t h t

Selector Switch Knobs

Standard Knob		Gloved-Hand Knob		Coin Operated		Price	
Color	Knob Code	Type	Knob Code	Type	Knob Code	Type	Price
h t	h	11	h	25	h	18	\$6.60
		8		24		16	
		8		24		16	
		8		24		16	
		8		24		16	
		11		25		...	
		8		24		...	
		8		24		...	
		8		24		...	
		8		24		...	

t t , t #9001 0001.

Push Buttons—Class 9001 Type K, KX, and SK—30 mm

Selector Switches Guide

Step No. 1

Step No. 2

Step No. 3

Step No. 4:

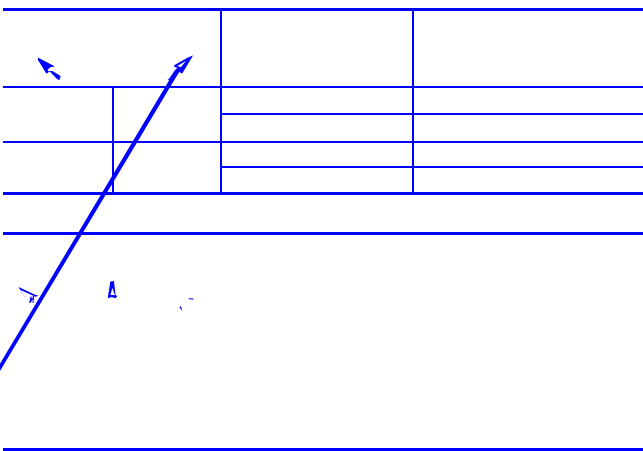


Table 3: 4 Position Selector Switch
 contact sequence... Use Cam Type Use Contact Block Type Mount on side no. (See page 17-80)

Cam Type	Contact Sequence	Block Type	Mount on side no.
1	(1 0 0)	() 2	2
2	(0 1 0)	() 3	1
3	(0 0 1)	&	P
1	(1 0 0)	&	P
2	(0 1 0)	&	P
3	(0 0 1)	&	P
1	(1 0 0)	&	P
2	(0 1 0)	&	P
3	(0 0 1)	&	P



Potentiometer with Dial Plate 9001K21

Potentiometer with Dial Plate ▲—NEMA 4, 13 (Not UL Listed)

Watts	Description	Type	Price
2	t P t	20	\$134.
	t h P t	21 ■	191.
	t P t	22	209.
	t h P t	23 ♦	266.

Suffix ■	Ohms	Suffix ■	Ohms	Suffix ■	Ohms	Suffix ♦	Tandem Pots Ohms	
							Front	Rear
01	50	07	5	13	500	82	1000	1000
02	100	08	10	37	750	83	5000	5000
38	200	40	15	14	1.0	85	10	10
03	250	09	25	15	2.5	88	50	50
04	500	35	35	16	5.0	89	100	100
05	1000	10	50	17	5.0			
32	1500	36	75					
39	2000	11	100					
06	2500	12	250					
33	3500							

▲ h t t 651580090501. \$2.90.
 ■ t t .E : 2105
 ♦ t t .E : 2382



Emergency Break-Glass Operator 9001K15

Emergency Break-Glass Operator—UL 4, 13/NEMA 4, 13*

Type	Price
15	\$83.

Rocker Arm Operating Lever

Type	Price
50	\$51.00



Rocker Arm Operating Lever 9001K50

9001K15 Replacement Parts

Description	Part Number	Price
h	3105211101	\$ 9.50
t	3105206750	19.10
t	6512232801	11.10
t	9001 40	2.90
P	9001 57	11.10
th h	2540902240	1.70

* 17-103.

Alternate Action—Push-on, Push-off Module

Type	Price
85	\$28.50



Push-on Push-off Module 9001K85

Off Delay Push Button—UL Types 4, 13/NEMA 4, 13

Description	Type (All Colors)			Price
	Full Guard	Extended Guard	No Guard	
 Timed Contact 1 N.O. and 1 N.C.	1 1	2 1	3 1	\$168.
 Timed Contact 2 N.O. and 2 N.C.	1 2	2 2	3 2	311.

t tt h t 0.1 t 60
 t h tt . 17-84
 t t

Note: h t t tt h t . h'
 t h h t tt h , t .
 t t t h .

Wobble Stick
For easy operation of any standard push button.



Type	Price
8	\$28.50



Time Delay Push Button 9001KRD

Push Buttons—Class 9001 Type SK—30 mm

Corrosion Resistant Non-Illuminated Operators






www.SquareD.com



For the most up-to-date information

17 PUSH BUTTONS AND OPERATOR INTERFACE

Non-Illuminated Momentary Push Button Operators—UL Types 4, 4X, 13/NEMA 4, 4X, 13

Description	Color	Operator with 1 N.O. and 1 N.C. Contact (KA1)	Price	Operator with 1 N.O. Contact (KA2)	Operator with 1 N.C. Contact (KA3)	Price	Operator Only No Contacts ▼	Price
 9001 1		1 13	\$54.00	1 5	1 6	\$39.90	1	\$25.70
		1 13	54.00	1 5	1 6	39.90	1	25.70
	▲	1 13	54.00	1 5	1 6	39.90	1	25.70
	■	1 ■ 13	54.00	1 ■ 5	1 ■ 6	39.90	1 ■	25.70
	■	3 13	54.00	3 5	3 6	39.90	3	25.70
 9001 3		3 13	54.00	3 5	3 6	39.90	3	25.70
		3 13	54.00	3 5	3 6	39.90	3	25.70
	▲	3 13	54.00	3 5	3 6	39.90	3	25.70
	■	3 ■ 13	54.00	3 ■ 5	3 ■ 6	39.90	3 ■	25.70
	■	2 13	54.00	2 5	2 6	39.90	2	25.70
 9001 2 E t		2 13	54.00	2 5	2 6	39.90	2	25.70
		2 13	54.00	2 5	2 6	39.90	2	25.70
	▲	2 13	54.00	2 5	2 6	39.90	2	25.70
	■	2 ■	54.00	2 ■ 5	2 ■ 6	39.90	2 ■	25.70

▲ h t ■ t h tt t h ht t : , , , h t .

Description	Color	Operator with 1 N.O. and 1 N.C. Contact (KA1)	Price	Operator with 1 N.O. Contact (KA2)	Operator with 1 N.C. Contact (KA3)	Price	Operator Only No Contacts ▼	Price
 9001 4 1 3/8 h tt	Snap-In Mushroom Button							
		4 13	\$83.00	4 5	4 6	\$68.00	4	\$54.00
		4 13	83.00	4 5	4 6	68.00	4	54.00
	◆	4 05 13	86.00	4 05 5	4 05 6	72.00	4 05	57.00
		4 13	83.00	4 5	4 6	68.00	4	54.00
	ht ★	4★ 13	83.00	4★ 5	4★ 6	68.00	4★	54.00
	Screw-On Mushroom Button with Set Screw Security							
		24 13	83.00	24 5	24 6	68.00	24	54.00
		24 13	83.00	24 5	24 6	68.00	24	54.00
	ht ★	24★ 13	83.00	24★ 5	24★ 6	68.00	24★	54.00
 9001 5 2 1/4 h tt	Snap-In Mushroom Button							
		5 13	83.00	5 5	5 6	68.00	5	54.00
		5 13	83.00	5 5	5 6	68.00	5	54.00
	◆	5 05 13	86.00	5 05 5	5 05 6	72.00	5 05	57.00
		5 13	83.00	5 5	5 6	68.00	5	54.00
	ht ★	5★ 13	83.00	5★ 5	5★ 6	68.00	5★	54.00
	Screw-On Mushroom Button with Set Screw Security							
		25 13	83.00	25 5	25 6	68.00	25	54.00
		25 13	83.00	25 5	25 6	68.00	25	54.00
	ht ★	25★ 13	83.00	25★ 5	25★ 6	68.00	25★	54.00

◆ h ht E t tt h h ht ht t .
 ★ h t .
 ▼ h t h t h t t . 17-85. ht h 17-80 ht ht t t

Color	■ SKR1, 2, 3 Place Color Code in Type Number	★ SKR4, 5, 24, 25 Place Color Code in Type Number
h t	▲	...
	E	...

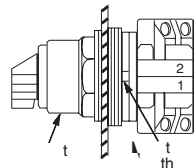
▲ ht	17-77
tt	17-78
tt	17-80
▲ P t	17-81
	17-83
tP t	17-86

t t , t #9001 0001.

Non-Illuminated 2 Position Selector Switch Operators—UL Types 4, 4X, 13/NEMA 4, 4X, 13



Standard Knob
Selector Switch
9001SKS



Contact Block Required			1—Contact Closed 0—Contact Open			
Contact Block Position	Quantity and Type	Mount on Side	1		2	
			Left	Right	Left	Right
	1 	3 	#1	#2	1	0
	2 	1 	#2	#2	0	1
	1 	3 	#1	#1	1	0
	2 	1 	#1	#1	0	1

Cam (see page 17-64)	E		D	Price
	Non-Illuminated Operators			
Type	Type	Type	Type	
11	12	\$28.50
11	12	35.10
11■	12■	35.10
11 1	13	64.00
11 1	1	64.00
11 1	2	92.00
25	47.60
25	54.00
25■	54.00
...	34	47.60
...	34	54.00
...	34■	54.00

Example: SKS11FB + H13 = SKS11FBH13
 Example: SKS11■ with a green gloved-hand knob = SKS11FG

Selector Switch Knobs

Standard Knob		Gloved-Hand Knob		Coin Operated		Price
Color	Knob Code	Knob Code	Type	Knob Code	Type	
h t	11	25	18	...	16	\$6.60
	8	24	16	...	16	
	8	24	16	...	16	
	8	24	16	...	16	
	11	25	16	
	8	24	16	
	8	24	16	
	8	24	16	

17 PUSH BUTTONS AND OPERATOR INTERFACE

Push Buttons—Class 9001 Type SK—30 mm

Corrosion Resistant Selector Switches

Illuminated 2 Position Selector Switch Operators—UL Types 4, 4X, 13/NEMA 4, 4X, 13

h t t t t 17-79.

Contact Block Required			1—Contact Closed 0—Contact Open			
Contact Block Position	Quantity and Type	Mount on Side	Left		Right	
			Left	Right	Left	Right
<p>Top View</p>	1	#2	1	0	0	1
	2	#2	0	1	1	0
	3	#1	1	0	0	1
	2	#1	0	1	1	0

Cam (see page 17-64)	E		Price
	Type	Type	
Illuminated Operators			
h t , 110 120 ▼ 50 60	11 1	12 1	\$105.
h t , 110 120 ▼ 50 60	11 1	12 1	111.
h t , h ▼ t , t h ▲ E ★	11 ■	12 ■	105.
h t , h ▼ t , t h ▲ E ★	11 ■	12 ■	86.
h h , h ▼ t , t h ▲ E ★	11 ◆	12 ◆	111.
h h , h ▼ t , t h ▲ E ★	11 ◆	12 ◆	92.
h t , 110 120 ▼ 50 60	25 1	...	123.
h t , 110 120 ▼ 50 60	25 1	...	131.
h t , h ▼ t , t h ▲ E ★	25 ■	...	123.
h t , h ▼ t , t h ▲ E ★	25 ■	...	105.
h h , h ▼ t , t h ▲ E ★	25 ◆	...	131.
h h , h ▼ t , t h ▲ E ★	25 ◆	...	111.
h t , h t ▲ 110 120 ▼ 50 60	...	34 1	123.
h t , h t ▲ 110 120 ▼ 50 60	...	34 1	131.
h t , h t ▲ 110 120 ▼ 50 60	...	34 ■	123.
h t , h t ▲ 110 120 ▼ 50 60	...	34 ■	105.
h h , h t ▲ 110 120 ▼ 50 60	...	34 ◆	131.
h h , h t ▲ 110 120 ▼ 50 60	...	34 ◆	111.

▲ h h t 17-80 h t h t t t . h t h 17-85. h t t .
 ■ h h t 17-77. h t h t t t .
 ♦ Example: SK25J35 with green knob = SK25J35G
 ★ h t h t h h ▲ E h t h . . . , ▲ E ,
 ▼ h t h t , h t h t h t h t h . . . , ▲ E ,

Two Color Selector Switch

Knob	Factory Assembled Form Number Δ	Price Adder
t	178	\$19.
-	1781	19.

Δ A t t t t , . . . , 11 1 178.

Selector Switch Knobs

Color	Standard Knob		Gloved-Hand Knob		Coin Operated		Price
	Knob Code	Type	Knob Code	Type	Knob Code	Type	
h t	▲	8	▲	24	▲	16	\$6.60
		8	▲	24	▲	16	
		8	▲	24	▲	16	
		8	▲	24	▲	16	
		8	▲	24	▲	16	
		8	▲	24	▲	16	

h t 17-77
 t t 17-78
 t t 17-80
 ▲ P t 17-81
 17-83
 t P t 17-86

t t , t #9001 0001.



Standard Knob Selector Switch 9001SKS

Non-Illuminated 3 Position Selector Switch Operators—UL Types 4, 4X, 13/NEMA 4, 4X, 13

h t t t t 17-79. t .

CONTACT BLOCK REQUIRED			1 — Contact Closed					0 — Contact Open				
Contact Block Position	Quantity and Type	Mount on Side	Center	Center	Center	Center	Center	Center	Center	Center	Center	
<p>Top View</p>	1	3	#2	1 0 0	1 0 0	0 0 1	1 0 0	1 0 0	1 0 0	1 0 0	0 1 0	1 1 0
	2	2	#2	0 1 1	0 0 1	0 1 0	0 1 0	0 0 1	0 1 1	0 1 1	1 0 0	0 0 1
	3	1	#1	0 0 1	1 0 0	0 0 1	1 0 0	0 1 0	0 0 1	1 0 1	0 0 1	0 1 1
	2	1	#1	1 1 0	0 0 1	0 1 0	0 1 0	0 0 1	1 0 0	0 1 0	0 1 0	1 0 0

Cam (see page 17-64)	B	C	D	E	F	G	J	L	M	Price
Non-Illuminated Operators	Type	Type	Type	Type	Type	Type	Type	Type	Type	
h t t t t	42	43	44	45	46	47	49	401	402	\$28.50
h t t t t	42	43	44	45	46	47	49	401	402	35.10
h t t t t ()	42	43	44	45	46	47	49	401	402	35.10
h t t t t ()	42	43	44	45	46	47	49	401	402	
h t t t t ()	42	43	44	45	46	47	49	401	402	64.00
h t t t t ()	42	43	44	45	46	47	49	401	402	64.00
h t t t t ()	42	43	44	45	46	47	49	401	402	92.00
h t t t t	62	63	64	65	66	67	69	601	602	47.60
h t t t t	62	63	64	65	66	67	69	601	602	54.00
h t t t t	62	63	64	65	66	67	69	601	602	54.00
h t t t t	72	73	74	75	76	77	79	701	702	47.60
h t t t t	72	73	74	75	76	77	79	701	702	54.00
h t t t t	72	73	74	75	76	77	79	701	702	54.00
h t t t t	52	53	54	55	56	57	59	501	502	47.60
h t t t t	52	53	54	55	56	57	59	501	502	54.00
h t t t t	52	53	54	55	56	57	59	501	502	54.00

h t t t t 17-80 h t h t t t . h t h 17-85. h t t .
 EXAMPLE: SKS43 with a green gloved-hand knob = SKS43FG.

Selector Switch Knobs

Standard Knob		Gloved-Hand Knob		Coin Operated		Price
Color	Knob Code	Knob Code	Type	Knob Code	Type	
h t	11	25	18	18		\$6.60
	8	24	16	16		
	8	24	16	16		
	8	24	16	16		
	11	25	18	18		
	8	24	16	16		
	8	24	16	16		
	8	24	16	16		

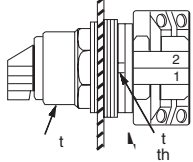
t t , t #9001 0001.

Non-Illuminated 4 Position Selector Switch Operator
UL Types 4, 4X, 13/NEMA 4, 4X, 13

17-79.

h t t t t .

CONTACT BLOCK REQUIRED

Contact Block Position	Quantity	End Type			
 <p>Top View</p>	1	3			
	2	#2	2	#2	0 0 1 0
	3	#1	3	#1	0 0 0 1
	2	#1	2	#1	0 1 0 0

Non-Illuminated Operators	Cam (see page 17-64)	Type	Price
h t ▲		88	\$28.50
h t		88	35.10
h h () ■		88 ■	35.10
t t h ▲, t, P t t h t,		89	47.60
h t		89	54.00
h h () ■		89 ■	54.00

Illuminated Operators			
h t ▲, 110-120 ▼ 50-60		88 1	105.00
h t ▲, 110-120 ▼ 50-60		88 1	111.00
h t ▲, h h ▼ t t, h ▲E ★		88 ◆	105.00
h t ▲, ▼ t t, t ▼, ▲E ★		88 ◆	86.00
h h ▲, h h ▼ t t, h ▲E ★		88 ■ ◆	111.00
h h ▲, ▼ t t, h t ▼ ▲E ★		88 ■ ◆	92.00
t t h ▲, t, P t t h t,		89 1	123.00
h t ▲, 110-120 ▼ 50-60		89 1	131.00
h t ▲, 110-120 ▼ 50-60		89 ◆	123.00
h t ▲, h h ▼ t t, h ▲E ★		89 ◆	105.00
h t ▲, ▼ t t, t ▼, ▲E ★		89 ■ ◆	131.00
h h ▲, h h ▼ t t, h ▲E ★		89 ■ ◆	111.00

▲ h t 17-80 t h t h t t t . h t h 17-85. h t t .

■ h h h t h t t t t .

◆ EXAMPLE: SKS88■ with a green gloved-hand knob = SKS88FG.

★ EXAMPLE: SK88J◆ with 60 Vac/dc = SK88J37.

▼ h t h h ▲E h t h , . . . ▲E ,

Standard Light Modules for Types K, SK, and KX Control Units *



h t 17-79.

• t h t ΔE
• ΔE h t h th h ΔE h

Voltage	Description	For Use With Single Lamp III. Operators as Indicated ▲	Light Module Type♦	Price of Light Module	Voltage Assembly Code	Rating	Replacement Lamp Part Number ♦♦	Price of Replacement Lamp
6 ▼ /	▼ t		31	\$57.	31	.9 ▼	2550101020	\$8.30
12 14 ▼ /	▼ t		32	57.	32	1.2 ▼	2550101037	8.30
18 ▼ /	t		33	57.	33	1.4 ▼	2550101037	8.30
24 28 ▼ /	▼ t		35	57.	35	1.2 ▼	2550101002	8.30
24 28 ▼ /	ΔE	E t■	35Δ	77.	35Δ	.28 ▼	6508805210	28.50
24 28 ▼ /	ΔE	E t■	35Δ	77.	35Δ	.28 ▼	6508805212	28.50
24 28 ▼ /	ΔE	E t■	35Δ	77.	35Δ	.28 ▼	6508805211	28.50
24 28 ▼ /	ΔE h t	E t■	35Δ	77.	35Δ	.28 ▼	6508805214	28.50
24 28 ▼ /	ΔE	E t■	35ΔΔ	77.	35ΔΔ	.28 ▼	6508805213	28.50
48 ▼ /	▼ t		36	57.	36	2.6 ▼	2550101025	8.30
110 120 ▼, 50 60		E t■	1	77.	1	2.4 ▼	2550101020	8.30
110 120 ▼, 50 60	h	E t■	1	77.	1	.85 ▼	2550101036	11.00
120 ▼ /	t		38	57.	38	3.0 ▼	2550101027	8.30
120 ▼ /	▼ t		38	57.	38	3.0 ▼	2550101027	8.30
120 ▼ /		E t■	11	57.	11	0.2 ▼	2550101013	21.90
120 ▼ /	ΔE	E t■	38Δ	77.	38Δ	1.4 ▼	6508805210	28.50
120 ▼ /	ΔE	E t■	38Δ	77.	38Δ	1.4 ▼	6508805212	28.50
120 ▼ /	ΔE	E t■	38Δ	77.	38Δ	1.4 ▼	6508805211	28.50
120 ▼ /	ΔE h t	E t■	38Δ	77.	38Δ	1.4 ▼	6508805214	28.50
120 ▼ /	ΔE	E t■	38ΔΔ	77.	38ΔΔ	1.4 ▼	6508805213	28.50
208 220 ▼, 50 60		E t■	3	77.	3	2.5 ▼	2550101020	8.30
220 240 ▼, 50 60		E t■	7	77.	7	2.0 ▼	2550101020	8.30
240 ▼ /	t	E t■	25	57.	25	6.0 ▼	2550101027	8.30
240 ▼ /		E t■ X	12	57.	12	0.3 ▼	2550101013	21.90
277 ▼, 50 60		E t■	8	77.	8	2.4 ▼	2550101020	8.30
380 480 ▼, 50 60		E t■	5	77.	5	2.8 ▼	2550101020	8.30
480 ▼ /		E t■ X	14	57.	14	0.5 ▼	2550101013	21.90
550 600 ▼, 50 60		E t■	6	77.	6	2.5 ▼	2550101020	8.30

Note: t h t h t t t t t / h E t
t

Shallow Depth Light Modules For Types K and SK Control Units *



h t 17-79. h h t h tt h t t
33%.

Voltage	Description	Light Module Type♦	Price of Light Module	Voltage Assembly Code	Rating	Replacement Lamp Part Number ♦	Price of Replacement Lamp
24 28 ▼ /	▼ t	55	\$57.	55	1.2 ▼	2550101002	\$8.30
110 120 ▼ /	▼ t	58	57.	58	3.0 ▼	2550101027	8.30

▲ 9001 , X.
■ t t t t h t
♦ h t h t ΔE t 12 ▼ 14 ▼ ΔE .
★ h t t X t t t t t
▼ h h t



t t , t #9001 0001.

Push Buttons—Class 9001 Type K, SK and KX—30 mm

Type K, SK and KX—30 mm

Class 9001









www.SquareD.com

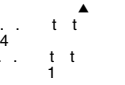
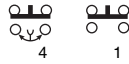
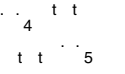
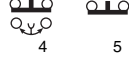
For the most up-to-date information

h 9001 t t l E E t t
 (t ▼ E 0106 P t 100). h h t
 t (t) / t . h t t
 - t t t t. h
 t h t t, h t t h
 t t t t t t #12 #24
 t t t t t t
 t 7 - . t h t t






Standard Contact Blocks

Description	Symbol	Type	Price
		1	\$28.50
		2	14.30
		3	14.30
		4	28.50
		5	14.30
		6	14.30

Additional Circuit Arrangements Available


		4 1	\$57.00
		4 5	42.80







▲ h tt t - t t th t / h E t

Symbol	Contact Blocks with Binder Head Screws (not FINGERSAFE)		Price	Gold Flashed Contacts with Standard Pressure Wire Terminals	
	Type	Quantity		Type	Price
	21	25	\$28.50	31	\$47.60
	22	25	14.30	32	23.70
	23	25	14.30	33	23.70
	24	25	28.50	34	47.60
	25	25	14.30	35	23.70



Contact blocks listed below are not FINGERSAFE, but provide:

- h t t t / t
- h t t t t (0.75" .097" h l E E)
- t t
- t h, 1989.
- E 238 (t t # : 9001 1 13 238)



Symbol	Type	Price	Symbol	Type	Price
	1	\$28.50		4	\$28.50
	2	14.30		5	14.30
	3	14.30		6	14.30

Contact blocks listed below are not FINGERSAFE, but have Quick-Connect terminals.

Symbol	Type	Price
	12	\$23.70
	13	23.70

Maximum Current Ratings For Control Circuit Contacts—Types KA1–KA6, KA21–25, KA31–35, KA1G–KA6G

Volts	AC					Resistive 75% Power Factor Make, Break and Continuous Amperes	Volts	DC				
	Inductive (NEMA / UL Type A600) 35% Power Factor							Inductive and Resistive (NEMA Q600)				
	Make		Break		Continuous Carrying Amperes			Make and Break				Continuous Carrying Amperes
	Amperes	VA	Amperes	VA				KA1	KA2 KA3	KA4	KA5 KA6	
120	60	7200	6.0	720	10	10	0.55	0.55	2.5	
240	30	7200	3.0	720	10	10	0.27	0.27	2.5	
480	15	7200	1.5	720	10	10	0.10	0.10	2.5	
600	12	7200	1.2	720	10	10	0.10	0.10	2.5	

Push Buttons—Class 9001 Type K, SK and KX—30 mm

Contact Block “H” Numbers



www.SquareD.com




For the most up-to-date information

h t h 9001 t t h t
 / t .
 h t t t t t h t
 t t t t h t .
EXAMPLE: 1 h tt h 2 1 t t
 9001 1 H2.

Suffix No. (Add to Operator Type)	Price	Positions					
		1	2	3	4	5	6
1	\$28.50	1					
2	57.00	1	1				
3	86.00	1	1	1			
4	114.00	1	1	1	1		
5	14.30	2					
6	14.30	3					
7	28.50	2	2				
8	28.50	3	3				
9	57.00	4	1				
10	42.80	4	5				
11	86.00	1	1		1		
12	57.00	2	3	2	3		
13	28.50	1	1				
14	14.30	3	3				
15	42.80	2	3	2			
16	42.80	2	3		3		
17	71.00	1	1	2			
18	71.00	3	1	3		3	
19	143.00	1	1	1	1	1	
21	28.50	2	3				
23	171.00	1	1	1	1	1	1
24	42.80	1	2				
25	28.50	5	3				
26	86.00	1	1	4			
27	42.80	3	3	3			
28	42.80	1	3				
29	143.00	1	4	1	5	1	3
31	57.00	2	2	1			
32	57.00	1	1		1		
33	57.00	1	3	3			
34	42.80	5	1				
36	14.30	2	2				
37	28.50	3	2				
38	57.00	3	2	3	2		
39	57.00	5	1		3		
40	86.00	1	1		4		
41	42.80	3	2		2		
42	86.00	1	1	2	2		
43	42.80	2	2	2			
44	42.80	3	2		3		
45	71.00	1	2	3	2		
46	42.80	2	2		2		
47	86.00	5	3	3	5	3	3
48	114.00	1	1	4	4		
50	59.00	5	3	3	3		
51	59.00	5	3		4		
52	59.00	3	1	3			
53	42.80	4	2				
54	59.00	4	5	2			
55	86.00	1	2	2		1	
56	59.00	2	2	2	2		
57	42.80	5	4				
58	14.30	5	5				
59	71.00	1	2	1			
60	86.00	1	2	1		3	
61	59.00	2	2	5	5		
62	59.00	1	2	3			
63	42.80	1		3			
64	42.80	3	2	2			
66	86.00	3	1	3	1		
71	59.00	3	3	3	3		
72	28.50	3	5				
73	71.00	1	1	3			
74	71.00	1	2	5	5		
75	86.00	1	3	3	3	3	
76	86.00	1	2	2	2	2	
77	59.00	1		1			
78	59.00	1	2		5		
79	42.80	3	3		5		
80	86.00	4	4	5	5		
81	86.00	1	1	2	3		
82	95.00	12	12	13	13		
83	47.60	35	33				
86	42.80	3	2	3			
87	71.00	3	2	3	2	3	

Suffix No. (Add to Operator Type)	Price	Positions					
		1	2	3	4	5	6
89	\$ 42.80	3	1				
90	100.00	1	1	3	3	3	
91	86.00	1	2	1	2		
92	86.00	1	2	3	2	3	
93	86.00	3	2	3	5	5	3
94	128.00	1	1	1	3	3	3
95	42.80	2	1				
97	59.00	1	3		2		
98	114.00	1	1	1	2		2
99	71.00	2	2	2	2	2	
100	86.00	1	3	1	2		
101	86.00	2	2	2	2	2	2
102	59.00	1	3		3		
103	86.00	1	1	3	3		
104	128.00	1	1	1	2	2	2
105	47.60	31					
106	95.00	31					
107	43.50	3	2	5			
109	43.50	3	3	2			
110	86.00	3	3	3	3	3	3
111	100.00	4	4	4	5		
112	47.60	33	33				
113	71.00	1	1	5			
114	28.50	21					
115	71.00	3	1	5	3		
116	71.00	3	1	3	2		
117	86.00	2	3	1	2	2	
118	42.80	1	5				
119	86.00	1	1	5	3		
120	57.00	3	4	3			
121	57.00	3	3	3	5		
122	57.00	1	3	3	5		
124	28.50		5		3		
125	42.80		5				
126	28.50	42					
127	28.50	43					
128	57.00	41					
129	28.50	2		2			
130	42.80	2	3		2		
131	42.80	2		3		2	
132	57.00	2	2	3	3		
133	28.50	3		2			
134	57.00	3	3	2	2		
135	57.00	3	2	2	2		
136	28.50	3		5			
137	228.00	45	45	44	44		
138	42.80	3	3		2		
139	28.50	5	5				
140	57.00	44					
141	57.00	43	43				
142	114.00	1	1	41			
143	57.00	3	1	5			
144	57.00		85		4		
145	95.00	51					
146	134.00	53	52				
147	67.00	53					
148	189.00	51	51				
149	40.50	71					
150	40.50		71				
151	95.00	71	71				
152	57.00	1	2		2		
153	200.00	53	52	53			
154	42.80	4	5				
155	71.00	42	43	2		2	
156	143.00	1	1	1	1	2	2
157	71.00	1		1		2	
158	71.00	1	2	3	3		
159	86.00	1	1	3	2		
161	67.00	52					
162	28.50	2		5			
163	57.00	85		4			
164	114.00	85	85	4	4		
165	95.00	55					
166	28.50	22		22			
167	14.30	22		23			
168	14.30						
170	285.00	54	51		51		
171	162.00	53	51				
172	28.50	23	23				
173	189.00	54	51				
174	86.00	1	3	1	3		
175	57.00	6	2	5	5		
176	28.50	4					
177	42.80	3	4				
178	42.80	85		3			
179	161.00	53	55				

Legend Plates

Standard Markings	Plastic Legend Plates for use with Types K and SK Operators									Aluminum Legend Plates for use with Type K Operators		
	1.7" Square			2 1/4" Square			2 1/2" Square			Black Legend	Black Legend	Blue Legend
	Silver Legend with Black Letters	White Legend with Black Letters	Black Legend with White Letters	Silver Legend with Black Letters	White Legend with Black Letters	Black Legend with White Letters	Silver Legend with Black Letters	White Legend with Black Letters	Black Legend with White Letters			

For Push Button or Pilot Light

t t t	200 P	200 P	200 P	100 P	100 P	100 P	700 P	700 P	700 P	200	300	800
	200 P■	200 P■	200 P■	100 P■	100 P■	100 P■	700 P■	700 P■	700 P■	200 ▲	300 ▲	800 ▲
	201 P	201 P	201 P	101 P	101 P	101 P	701 P	701 P	701 P	201	301	801
	202 P■	202 P■	202 P■	102 P■	102 P■	102 P■	702 P■	702 P■	702 P■	202▲	302▲	802▲
	203 P	203 P	203 P	103 P	103 P	103 P	703 P	703 P	703 P	203	303	803
204 P■	204 P■	204 P■	104 P■	104 P■	104 P■	704 P■	704 P■	704 P■	204▲	304▲	804▲	
E . t	205 P■	205 P■	205 P■	105 P■	105 P■	105 P■	705 P■	705 P■	705 P■	205▲	305▲	805▲
	206 P	206 P	206 P	106 P	106 P	106 P	706 P	706 P	706 P	206	306	806
	207 P	207 P	207 P	107 P	107 P	107 P	707 P	707 P	707 P	207	307	807
	208 P	208 P	208 P	108 P	108 P	108 P	708 P	708 P	708 P	208	308	808
	209 P	209 P	209 P	109 P	109 P	109 P	709 P	709 P	709 P	209	309	809
	210 P	210 P	210 P	110 P	110 P	110 P	710 P	710 P	710 P	210	310	810
t h h	211 P	211 P	211 P	111 P	111 P	111 P	711 P	711 P	711 P	211	311	811
	212 P	212 P	212 P	112 P	112 P	112 P	712 P	712 P	712 P	212	312	812
	213 P	213 P	213 P	113 P	113 P	113 P	713 P	713 P	713 P	213	313	813
	214 P	214 P	214 P	114 P	114 P	114 P	714 P	714 P	714 P	214	314	814
	215 P	215 P	215 P	115 P	115 P	115 P	715 P	715 P	715 P	215	315	815
	216 P	216 P	216 P	116 P	116 P	116 P	716 P	716 P	716 P	216	316	816
l t	217 P	217 P	217 P	117 P	117 P	117 P	717 P	717 P	717 P	217	317	817
	218 P	218 P	218 P	118 P	118 P	118 P	718 P	718 P	718 P	218	318	818
	219 P	219 P	219 P	119 P	119 P	119 P	719 P	719 P	719 P	219	319	819
	220 P	220 P	220 P	120 P	120 P	120 P	720 P	720 P	720 P	220	320	820
	221 P	221 P	221 P	121 P	121 P	121 P	721 P	721 P	721 P	221	321	821
	222 P	222 P	222 P	122 P	122 P	122 P	722 P	722 P	722 P	222	322	822
t t t	223 P	223 P	223 P	123 P	123 P	123 P	723 P	723 P	723 P	223	323	823
	224 P	224 P	224 P	124 P	124 P	124 P	724 P	724 P	724 P	224	324	824
	225 P	225 P	225 P	125 P	125 P	125 P	725 P	725 P	725 P	225	325	825
	226 P	226 P	226 P	126 P	126 P	126 P	726 P	726 P	726 P	226	326	826
	227 P	227 P	227 P	127 P	127 P	127 P	727 P	727 P	727 P	227	327	827
	228 P	228 P	228 P	128 P	128 P	128 P	728 P	728 P	728 P	228	328	828
l h t t t	229 P	229 P	229 P	129 P	129 P	129 P	729 P	729 P	729 P	229	329	829
	230 P	230 P	230 P	130 P	130 P	130 P	730 P	730 P	730 P	230	330	830
	231 P	231 P	231 P	131 P	131 P	131 P	731 P	731 P	731 P	231	331	831
	232 P	232 P	232 P	132 P	132 P	132 P	732 P	732 P	732 P	232	332	832
	233 P	233 P	233 P	133 P	133 P	133 P	733 P	733 P	733 P	233	333	833
	234 P	234 P	234 P	134 P	134 P	134 P	734 P	734 P	734 P	234	334	834
t t P P h	236 P	236 P	236 P	136 P	136 P	136 P	736 P	736 P	736 P	236	336	836
	237 P	237 P	237 P	137 P	137 P	137 P	737 P	737 P	737 P	237	337	837
	238 P	238 P	238 P	138 P	138 P	138 P	738 P	738 P	738 P	238	338	838
	/	/	/	179 P	179 P	179 P	779 P	779 P	779 P	/	379	/

For Selector Switch or Selector Push Button

h h h h h	239 P	239 P	239 P	139 P	139 P	139 P	739 P	739 P	739 P	239	339	839
	240 P	240 P	240 P	140 P	140 P	140 P	740 P	740 P	740 P	240	340	840
	241 P	241 P	241 P	141 P	141 P	141 P	741 P	741 P	741 P	241	341	841
	242 P	242 P	242 P	142 P	142 P	142 P	742 P	742 P	742 P	242	342	842
	243 P	243 P	243 P	143 P	143 P	143 P	743 P	743 P	743 P	243	343	843
244 P	244 P	244 P	144 P	144 P	144 P	744 P	744 P	744 P	244	344	844	
t t t t t	245 P	245 P	245 P	145 P	145 P	145 P	745 P	745 P	745 P	245	345	845
	246 P	246 P	246 P	146 P	146 P	146 P	746 P	746 P	746 P	246	346	846
	247 P	247 P	247 P	147 P	147 P	147 P	747 P	747 P	747 P	247	347	847
	248 P	248 P	248 P	148 P	148 P	148 P	748 P	748 P	748 P	248	348	848
	250 P	250 P	250 P	150 P	150 P	150 P	750 P	750 P	750 P	250	350	850
251 P	251 P	251 P	151 P	151 P	151 P	751 P	751 P	751 P	251	351	851	
t h t t t	253 P	253 P	253 P	153 P	153 P	153 P	753 P	753 P	753 P	253	353	853
	254 P	254 P	254 P	154 P	154 P	154 P	754 P	754 P	754 P	254	354	854
	255 P	255 P	255 P	155 P	155 P	155 P	755 P	755 P	755 P	255	355	855
	256 P	256 P	256 P	156 P	156 P	156 P	756 P	756 P	756 P	256	356	856
	276 P	276 P	276 P	176 P	176 P	176 P	776 P	776 P	776 P	276	376	876
258 P	258 P	258 P	158 P	158 P	158 P	758 P	758 P	758 P	258	358	858	
t t t t t	259 P	259 P	259 P	159 P	159 P	159 P	759 P	759 P	759 P	259	359	859
	260 P	260 P	260 P	160 P	160 P	160 P	760 P	760 P	760 P	260	360	860
	262 P	262 P	262 P	162 P	162 P	162 P	762 P	762 P	762 P	262	362	862
	263 P	263 P	263 P	163 P	163 P	163 P	763 P	763 P	763 P	263	363	863
	264 P	264 P	264 P	164 P	164 P	164 P	764 P	764 P	764 P	264	364	864
	265 P	265 P	265 P	165 P	165 P	165 P	765 P	765 P	765 P	265	365	865
t h h h	267 P	267 P	267 P	167 P	167 P	167 P	767 P	767 P	767 P	267	367	867
	270 P	270 P	270 P	170 P	170 P	170 P	770 P	770 P	770 P	270	370	870
	277 P	277 P	277 P	177 P	177 P	177 P	777 P	777 P	777 P	277	377	877
	278 P	278 P	278 P	178 P	178 P	178 P	778 P	778 P	778 P	278	378	878

▲ h t h h tt tt
■ h t h h tt tt

Push Buttons—Class 9001 Type K and SK— 30 mm

Accessories



www.SquareD.com

For the most up-to-date information

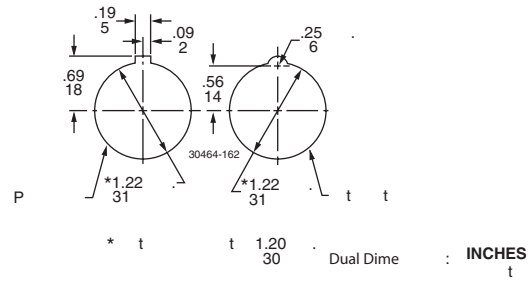
17 PUSH BUTTONS AND OPERATOR INTERFACE

Legend Plates—Special Marking

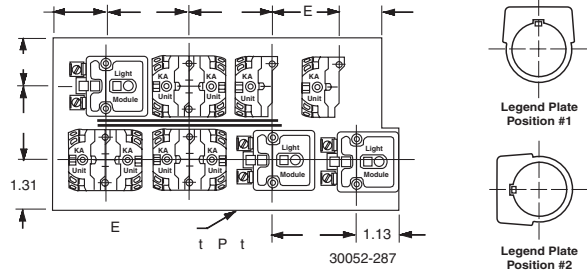
Legend Plate	Description	Type	Price
100*P (P t) ▲ 2 1/4"	t	P . 17-81	\$2.90
()	h t	199 P	12.30
	t	199 P	
	h t t	199 P	
	h t t	199 P	
200	t	P . 17-81	2.90
()	t	299	12.30
	t	299	
	t	299	
200*P (P t) ▲ 1.7"	t	P . 17-81	2.90
()	h t	299 P	12.30
	t	299 P	
	h t t	299 P	
	h t t	299 P	
300	t	P . 17-81	2.90
()	t	399	12.30
	t	399	
	t	399	
400	()	400	6.60
()	()	499	15.20
	()	499	
	()	499	
500	t	t	2.90
()	t	599	12.30
	t	519	
	t	519	
600	()	600	6.60
()	()	600	15.20
	()	699	
	()	699	
700*P (P t) ▲ 2 1/2"	t	17-81	2.90
()	h t	799 P	12.30
	t	799 P	
	h t t	799 P	

▲ h (t) :

Mounting Hole For All Types K, SK, and KX Control Unit



HOLE PUNCH:
Use Greenlee Tool #60242 for punching mounting hole and notch.



Minimum Centerline Spacing for Type K & SK Control Units

Legend Plate	Operator	Centerline Spacing (Inches)					
		A	B	C	D	E	F
Legend Plate Orientation Position #1							
2 5	t P h tt	1.75	1.31	1.44	2.25	1.69	0.88
	1 3/8" . h	1.75	1.31	1.44	2.25	1.69	0.88
	2 1/4" . h	2.25	1.31	1.44	2.25	2.25	1.12
3	t P h tt	2.00	1.31	1.44	2.25	1.75	0.88
	1 3/8" . h	2.00	1.31	1.44	2.25	1.75	0.88
	2 1/4" . h	2.25	1.31	1.44	2.25	2.25	1.12
4	t P h tt	1.94	1.31	1.44	2.25	1.62	0.88
	1 3/8" . h	1.94	1.31	1.44	2.25	1.62	0.88
	2 1/4" . h	2.25	1.31	1.44	2.25	2.25	1.12
6	t P h tt	2.38	1.62	1.44	2.25	2.25	1.12
	1 3/8" . h	2.38	1.62	1.44	2.25	2.25	1.12
	2 1/4" . h	2.38	1.62	1.44	2.25	2.25	1.12
5	t P h tt	1.62	1.31	1.44	2.25	1.75	0.88
	1 3/8" . h	1.62	1.31	1.44	2.25	1.75	0.88
	2 1/4" . h	2.25	1.31	1.44	2.25	2.25	1.12
3	t P h tt	1.75	1.31	1.44	2.25	2.00	0.88
	1 3/8" . h	1.75	1.31	1.44	2.25	2.00	0.88
	2 1/4" . h	2.25	1.31	1.44	2.25	2.25	1.12
4	t P h tt	1.62	1.31	1.44	2.25	1.94	1.00
	1 3/8" . h	1.62	1.31	1.44	2.25	1.94	1.00
	2 1/4" . h	2.25	1.31	1.44	2.25	2.25	1.12
6	t P h tt	2.25	1.31	1.62	2.38	2.38	0.88
	1 3/8" . h	2.25	1.31	1.62	2.38	2.38	0.88
	2 1/4" . h	2.25	1.31	1.62	2.38	2.38	1.12

Special Legend Plates

Type	Standard Markings	
	Green	Red
500 501 502	t t	t
Type	Black	Black
520 521 522 523 524 525 526	t t	t
	h	h

h h t t t t

Push Buttons—Class 9001 Type K and SK

















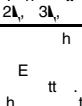

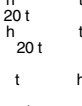
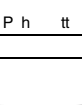


Accessories



www.SquareD.com

For the most up-to-date information

17 PUSH BUTTONS AND OPERATOR INTERFACE

Description	Color	Type	Package Qty.	Price Each	Description	Color	Type	Package Qty.	Price Each
 1, 2, 3, 11, 12, 11, 12	h t ▲	8 8 E 8 8 8 E 8 8 8 8	10 10 10 10 10 10 7 10 10	\$0.48 0.48 0.48 0.48 0.48 0.48 3.80 0.48 0.48	 1 3/8" h P h t t 2 1/2, 2 1/2 *	h t	20 20 20 20 20 20 20	1 1 1 1 1 1 1	6.60
 1 3/8" h 4 4 ♦	■	16 16 16 16 16 16 05 16	1 1 1 1 1 1 1	28.50 28.50 28.50 28.50 28.50 31.70 28.50	 2 1/4" h P h t t 2 1/2, 2 1/2 *	h t	21 21 21 21 21 21	1 1 1 1 1 1	6.60
 2 1/4" h 5 5 ★	■	17 17 17 17 17 17 05 17	1 1 1 1 1 1 1	28.50 28.50 28.50 28.50 28.50 31.70 28.50	 P t P t h t P t h t P t h t	h t	31 31 31 31 31 31	1 1 1 1 1 1	6.60
 1 3/8" h 24 24 ▼	■	92 92 92 92 92 92	1 1 1 1 1 1	28.50 28.50 28.50 28.50 28.50 28.50	 P t P t h t P t h t P t h t	h t	9 9 9 9 9 9	1 1 1 1 1 1	6.60
 2 1/4" h 25 25 Δ	■	93 93 93 93 93 93	1 1 1 1 1 1	28.50 28.50 28.50 28.50 28.50 28.50	 P t h t P t h t P t h t	h t	6 6 6 6 6 6	1 1 1 1 1 1	6.60
 P h - P 8, 9, 8, 9	□	22 22 22 22 22 22 22 05 22 22	1 1 1 1 1 1 1 1 1	6.60 6.60 6.60 6.60 6.60 6.60 10.50 6.60 6.60	 t t th t th	h t	8 11 8 8 11 8 8 8	1 1 1 1 1 1 1 1	6.60
 6, 7, 67	◇	19 19 19 19	10 10 10 10	0.95 0.95 0.95 5.70	 t t th	h t	24 25 24 24 25 24 24	1 1 1 1 1 1 1	6.60
 1, 2, 3, 1, 2	h t	7 7 7 7 7 7 7	1 1 1 1 1 1 1	6.60 6.60 6.60 6.60 6.60 6.60 6.60	 t t th t th	□	18 16 16 16 16 16	1 1 1 1 1 1	6.60
 P h t t	h t	5 5 E 5 5 E 5 5 5	10 10 10 10 10 10 10	0.95 0.95 0.95 0.95 0.95 0.95 0.95	 P h t t	h t	5 5 5 5 5 5	10 10 10 10 10 10	0.95
 t th	E	13 13 13 13E 13 13 13 13 13	10 10 10 10 10 10 10 10 10	\$4.20 each	 t th	Cam	Type	Price	
 t th	E	13 13 13 13 13 13 13 13 13	10 10 10 10 10 10 10 10 10	\$4.20 each	 t th	Cam	Type	Price	

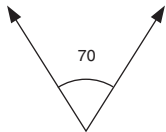
Basic Operators

(Does not include Color Caps, Mushroom Buttons, Knobs, Selector Switch Cams, Contact Blocks, Light Modules or Legend Plates)

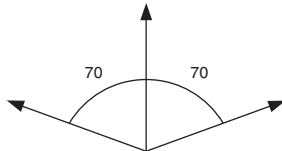
Description	For UL Types/NEMA		Price
	1, 3R, 4, 12, 13	4, 4X, 13	
-I t P h tt (E t)	2	2	\$25.70
-I t P h tt ()	3	3	25.70
-I t P h tt (h tt / -)	20	20	25.70
-I t P h tt (t)	6	...	52.00
-I t P h tt (t l t)	67	...	81.00
-I t P h tt (t l t)	7	...	81.00
t P t t t P h	8 ▲★	8 ▲	50.00
t P t P h	9 ▲★	9 ▲	80.00
I t P h tt (P t)	1▲■	1▲■	28.50
I t P h tt P h - - t()	2▲■◆	2▲■◆	19.20
I t P h tt (t)	3▲■	...	28.50
t P t h t	P	P	19.20
3P t t t th	4 ▲	4 ▲	24.20
3P t t h t t th	5 ▲	5 ▲	43.20
3P t t h t t t th	6 ▲	6 ▲	43.20
3P t t h t t t th	7 ▲	7 ▲	43.20

▲ t t t t t t h (9001 2) h t .
 ◆ t t t t t t (9001 2).
 ★ h t t h 1 3/8" 2 1/4" h tt . 1 3/8" *20 t t E h * t h h 17-84. ▼

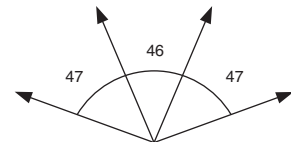
Selector Switch Angular Travel (Types K, SK and KX)



2 Position



3 Position



4 Position

Maximum Contact Block Usage

(I, X)
2 blocks mounted side by side only: 2, 3, 4 t t t th (- t , t).
2 blocks mounted in tandem on one side only: 2 t t h tt .
2 blocks mounted in tandem (total of four blocks): t h tt , h tt , 2, 3, 4 t t t th (- t , t , t), h - t (- t t t), t , h tt .
3 blocks mounted in tandem (total of six blocks): t h tt (- t t).

Operator Service Temperature Range:

-22 t +140 h h t t 50% t h t
 -30 t +60

Environmental Ratings:

X: h () X t ▲
 1, 2, 3, 3 , 4, 6, 12 13 t
 : h t ▲
 1, 2, 3, 3 , 4, 4X, 6, 12 13 t
 , X: h t 17-79.

Dimensions:

X: t 9001 0001.


Mounting Hole Dimensions:

t 9001 0001.

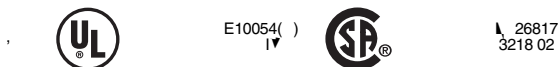
Minimum Centerline Spacing:

X: t 9001 0001.

Non Hazardous Locations



Hazardous Locations (see page 17-79)



t t , t #9001 0001.

Push Buttons—Class 9001 Type K and SK—30 mm

Replacement Parts

Ring Nuts

Used On	Type	Used On	Type	Price
1A	44	1A	44	\$12.30
30- 37	45	2.90
70- 73	45	2.90
20, 21, 22, 23	45	20, 21, 22, 23	45	2.90
20, 21, 22, 23 ♦	46	20, 21, 22, 23 ♦	46	2.90
2A	49	2A	49	2.90
3A	111	12.30
P	41	P	41	2.90
1	41	1	41	2.90
11	42	11	42	2.90
12 ▲	42	12 ▲	42	2.90
12 ■	41	12 ■	41	2.90
13, 14, 15	55	2.90
2	42	2	42	2.90
20	49	2.90
24	49	2.90
25	49	2.90
3	40	3	40	2.90
4	41	4	41	2.90
5	41	5	41	2.90
6	47	2.90
67	47	2.90
7	47	2.90
8	58	8	6509704401	2.90
9	41	9	41	2.90
	45		45	2.90
♦	46	♦	46	2.90
		11	41	2.90
		1,2,3,4,5,10	40	2.90
	49		49	2.90


Repair Parts

Description	Part Number	Price
E10	2941101100	\$6.60
	3105217001	6.60
	4487 63XI	5.30
	6509701801	1.30
	6509701901	1.30
	3105406401	1.30
	6509702001	1.30
	6509704901	N/C
	6512231201	1.30
	6509705001	1.30
	6512240601	1.30
	54	N/C
	6512243201	4.80
	4458 20X3	6.30

KU Replacement Ring Nuts (Threaded Inside and Out)

Used On	Part Number	Price
1h h 8, 27, 37, 47	3105204101	\$2.90
17, 18	3105205901	7.10


Interlock



h t t h tt h t
tt h h h 9001 KR11, KR12, SKR11,
SKR12, SKRU1 SKRU11 t ,h
t t h h K3 t
t . h h tt h h h tt ,
h K3 t . h does not h t t h h tt
th t . lt t h h h tt
h K3 t t h h t .
t t

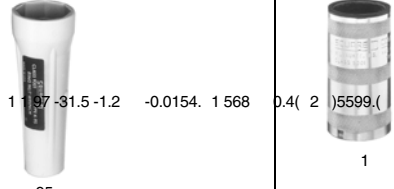
Type	Price
3	\$19.10

Screwdriver



Type	Price
69	\$23.70

Wrenches



Where Used	Type	Price
h t t t , X, t t	95	\$28.50
t t t	1	47.60


Replacement Lamps For Series A-F (black) Light Modules

Light Module Type	Lamp Number (ANSI)	Square D Replacement Lamps	
		Part Number	Price
1	E44★
2	E1490	2550101003	\$ 8.30
3	E44★
4	E1490	2550101003	8.30
5	E44★
6	E44★
7	E44★
8	E44★
9	E755	2550101020	8.30
0.4()5599.(568)		050 0.4(40)10(03) / 2 19 31.77 0 -0.0211 .0 (3)530(0) / 1 1 97 -31.5 -1.2 -0.0154. 1.568 0.4(2)5599.(568)	


★ E44 E755 t h (E755) .l E44 t h t
E755 (2550101020) t tt . 17-77. t t t h t

h t t h h tt .lh t , t/ t , tt , ht (t t)
h h t t h , t P t t t -603. 4, 4X, 13/ E 4, 4X, 13.
h t 17-79.
h t 17-92.
h t 17-79.

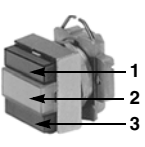
Single Illuminated and Non-Illuminated Push Buttons

Description	Button Color	Legend Marking	Contacts	Type	Price
		t t	$\begin{matrix} \bigcirc & \bigcirc & \bigcirc \\ \bigcirc & \bigcirc & \bigcirc \end{matrix}$	X 101 X 102	\$57.00
		t t	$\begin{matrix} \bigcirc & \bigcirc \\ \bigcirc & \bigcirc \end{matrix}$	X 133	42.80
		t	$\begin{matrix} \bigcirc & \bigcirc & \bigcirc \\ \bigcirc & \bigcirc & \bigcirc \end{matrix}$	X 134	42.80
	h	E t	$\begin{matrix} \bigcirc & \bigcirc & \bigcirc \\ \bigcirc & \bigcirc & \bigcirc \end{matrix}$	X 105	86.00
	h	E t	$\begin{matrix} \bigcirc & \bigcirc & \bigcirc \\ \bigcirc & \bigcirc & \bigcirc \end{matrix}$	X 135	71.00
Illuminated—110-120 V, 50-60		t t	$\begin{matrix} \bigcirc & \bigcirc & \bigcirc \\ \bigcirc & \bigcirc & \bigcirc \end{matrix}$	X 103 X 104	134.00
	h	E t	$\begin{matrix} \bigcirc & \bigcirc & \bigcirc \\ \bigcirc & \bigcirc & \bigcirc \end{matrix}$	X P106	162.00

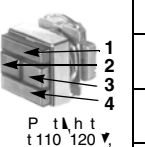
Dual Push Buttons

Description	Top Button (#1)	Bottom Button (#2)	Contacts	Type	Price
	(t t)	(t t)	$\begin{matrix} \bigcirc & \bigcirc & \bigcirc & \bigcirc \\ \bigcirc & \bigcirc & \bigcirc & \bigcirc \end{matrix}$	X 111	\$114.
	(t t)	(t t)	$\begin{matrix} \bigcirc & \bigcirc & \bigcirc & \bigcirc \\ \bigcirc & \bigcirc & \bigcirc & \bigcirc \end{matrix}$	X 136	86.
	(-)▲	(-)▲	$\begin{matrix} \bigcirc & \bigcirc & \bigcirc & \bigcirc \\ \bigcirc & \bigcirc & \bigcirc & \bigcirc \end{matrix}$	X 112	119.
	(-)▲	(-)▲	$\begin{matrix} \bigcirc & \bigcirc & \bigcirc & \bigcirc \\ \bigcirc & \bigcirc & \bigcirc & \bigcirc \end{matrix}$	X 113	119.
	(-)▲	(-)▲	$\begin{matrix} \bigcirc & \bigcirc & \bigcirc & \bigcirc \\ \bigcirc & \bigcirc & \bigcirc & \bigcirc \end{matrix}$	X 114	119.
	(-)▲	(-)▲	$\begin{matrix} \bigcirc & \bigcirc & \bigcirc & \bigcirc \\ \bigcirc & \bigcirc & \bigcirc & \bigcirc \end{matrix}$	X 140	90.
	(-)▲	(-)▲	$\begin{matrix} \bigcirc & \bigcirc & \bigcirc & \bigcirc \\ \bigcirc & \bigcirc & \bigcirc & \bigcirc \end{matrix}$	X 141	90.
	(-)▲	(-)▲	$\begin{matrix} \bigcirc & \bigcirc & \bigcirc & \bigcirc \\ \bigcirc & \bigcirc & \bigcirc & \bigcirc \end{matrix}$	X 142	90.
	(t t t)▲	(t t t)▲	$\begin{matrix} \bigcirc & \bigcirc & \bigcirc \\ \bigcirc & \bigcirc & \bigcirc \end{matrix}$	X E115	114.
	(- t)▲	(- t)▲	$\begin{matrix} \bigcirc & \bigcirc & \bigcirc \\ \bigcirc & \bigcirc & \bigcirc \end{matrix}$	X 116	114.



Dual Push Button With One Pilot Light

Description	Top Button (#1)	Middle Lens (#2)	Bottom Button (#3)	Contacts	Type	Price
	(t t)	()	(t)	$\begin{matrix} \bigcirc & \bigcirc & \bigcirc & \bigcirc \\ \bigcirc & \bigcirc & \bigcirc & \bigcirc \end{matrix}$	X 117	\$209.
	(t t)	()	(t)	$\begin{matrix} \bigcirc & \bigcirc & \bigcirc & \bigcirc \\ \bigcirc & \bigcirc & \bigcirc & \bigcirc \end{matrix}$	X 137	180.
	(-)▲	()	(-)▲	$\begin{matrix} \bigcirc & \bigcirc & \bigcirc & \bigcirc \\ \bigcirc & \bigcirc & \bigcirc & \bigcirc \end{matrix}$	X 118	219.
	(t t t)▲	()	(t t t)▲	$\begin{matrix} \bigcirc & \bigcirc & \bigcirc \\ \bigcirc & \bigcirc & \bigcirc \end{matrix}$	X 119	219.
	(- t)▲	()	(- t)▲	$\begin{matrix} \bigcirc & \bigcirc & \bigcirc \\ \bigcirc & \bigcirc & \bigcirc \end{matrix}$	X 120	171.


Dual Push Button With Dual Pilot Lights

Description	Top Button (#1)	Left Lens (#2)	Right Lens (#3)	Bottom Button (#4)	Contacts	Type Number	Price
	(t t)	()	()	(t)	$\begin{matrix} \bigcirc & \bigcirc & \bigcirc & \bigcirc \\ \bigcirc & \bigcirc & \bigcirc & \bigcirc \end{matrix}$	X 121	\$323.
	(h t)	1 h t	2	(-)	$\begin{matrix} \bigcirc & \bigcirc & \bigcirc & \bigcirc \\ \bigcirc & \bigcirc & \bigcirc & \bigcirc \end{matrix}$	X 132	333.
	(t t)	()	()	(t)	$\begin{matrix} \bigcirc & \bigcirc & \bigcirc \\ \bigcirc & \bigcirc & \bigcirc \end{matrix}$	X 138	294.
	(-)▲	()	()	(-)▲	$\begin{matrix} \bigcirc & \bigcirc & \bigcirc \\ \bigcirc & \bigcirc & \bigcirc \end{matrix}$	X 122	351.

Selector Switches

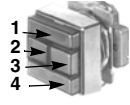
Non-Illuminated						
Description	Positions	Legend	Knob	Contacts	Type	Price
	2- t.	-		$\begin{matrix} 1 & 0 \\ 0 & 1 \end{matrix}$	X 125	\$66.
	2- t.	-		$\begin{matrix} 0 & 1 \\ 0 & 1 \end{matrix}$	X 139	52.
	3- t.	- - t.		$\begin{matrix} 1 & 0 & 0 \\ 0 & 0 & 1 \end{matrix}$	X 126	66.
	3- t.	- - t.		$\begin{matrix} 1 & 0 & 0 \\ 0 & 0 & 1 \\ 1 & 0 & 0 \\ 0 & 0 & 1 \end{matrix}$	X 127	95.
Illuminated—110-120 V, 50-60 Hz, Transformer						
Description	Positions	Legend	Knob	Contacts	Type	Price
	2- t.	-		$\begin{matrix} 1 & 0 \\ 0 & 1 \end{matrix}$	X 128	\$143.
	3- t.	- - t.		$\begin{matrix} 1 & 0 & 0 \\ 0 & 0 & 1 \end{matrix}$	X 129	143.
	3- t.	- - t.		$\begin{matrix} 1 & 0 & 0 \\ 0 & 0 & 1 \\ 1 & 0 & 0 \\ 0 & 0 & 1 \end{matrix}$	X 130	171.

Single Pilot Light


Description	Lens Color	Legend Marking	Type	Price
	t		XP 107 XP 108	\$105. 105.
	P h - - t		X 109 X 110	134. 134.

Dual Push-To-Test Pilot Light


(Pushing Button #1 Tests Pilot Light #2—Pushing Button #4 Tests Pilot Light #3)

Description	Top Button (#1)	Left Lens (#2)	Right Lens (#3)	Bottom Button (#4)	Type	Price
	(t t)	()	()	(t t)	X 123	\$312.

Dual Pilot Light

Description	Left Lens (#1)	Right Lens (#2)	Type	Price
	()	()	XP 124	\$191.

Four-Field Pilot Light

Description	Top Left (#1)	Top Right (#2)	Bottom Left (#3)	Bottom Right (#4)	Type Number	Price
	h t				XP 131	\$362.
	120 V t t	h t			X E150	399.


Push Buttons—Class 9001 Type KX—30 mm

Square Multifunction Operators

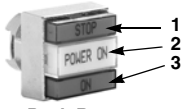
17 PUSH BUTTONS AND OPERATOR INTERFACE



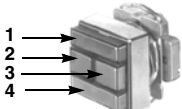
Single Button Momentary
9001KXRA, KXRB



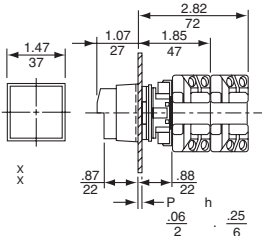
Dual Push Button (Non-Illuminated Only)
9001KXRC, KXRD, KXRE, KXRF



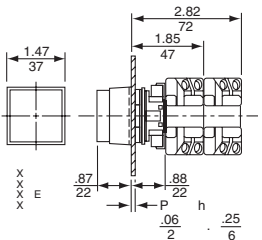
Two Push Buttons (1 & 3) One Pilot Light (2)
9001KXRG, KXRH, KXRJ, KXRK



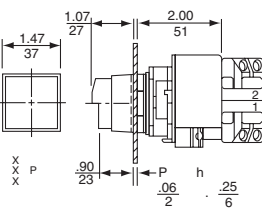
Two Push Buttons (1 & 4) Two Pilot Lights (2 & 3)
9001KXRL, KXRM



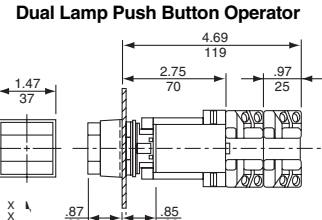
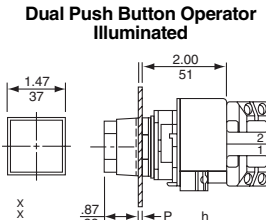
Single Push Button Operator Non-Illuminated



Dual Push Button Operator Non-Illuminated



Single Push Button Operator Illuminated



Dual Dimensions: **INCHES**
Millimeters

Push Button and Pilot Light Combinations—UL Types 4, 4X, 13/NEMA 4, 4X, 13

h t 17-79. X P t h tt h h t . h t t t (t h t h X t t 17-94. l t t t t , t t 17-93.

9001 KX

Square Multifunction

Single and Dual Push Button Codes

- Standard Single Momentary (Non-Illuminated) RA
- Standard Single Momentary (Illuminated) □ RB
- Two Momentary (Non-Illuminated) RC
- Two Momentary with Interlock (Non-Illuminated) RD
- Two Maintained with Interlock (Non-Illuminated) RE
- One Momentary/One Maintained with Interlock (Non-Illuminated) RF
- Mushroom Single Momentary (Non-Illuminated) RN
- Mushroom Single Momentary (Illuminated) □ RP

Push Button & Pilot Light Combination Codes

- Two Momentary Push Buttons with No Interlock and a Single Pilot Light □ RG
- Two Momentary Push Buttons with Interlock and a Single Pilot Light □ RH
- Two Maintained Push Buttons with Interlock and a Single Pilot Light □ RJ
- One Momentary/One Maintained with Interlock and a Single Pilot Light □ RK
- Two Momentary Push Buttons with No Interlock and Dual Pilot Lights △ RL
- Two Momentary Push Buttons with Interlock and Dual Pilot Lights △ RM

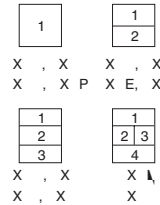
Illuminated Operators Only: Add Voltage Assembly Code ▲
Non-Illuminated Operators Blank

Color Codes ▼

(Choose one lens color per lens location)

Leave blank if location does not exist or no lens is required.

- Amber A
- Black★ B
- Green G
- Blue L
- Red R
- White W
- No lens color or no location Blank



"H" Code Contact Block Assembled to Operator ◆

No Contact Blocks Blank

Price

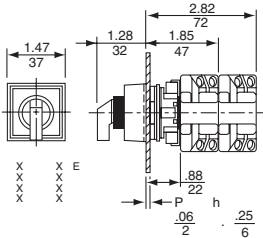
- \$19.10
- 19.10
- 38.00
- 42.80
- 66.00
- 66.00
- 42.80
- 42.80
- 47.60
- 57.00
- 86.00
- 38.00
- 77.00
- 105.00
- N/C
- N/C
- N/C

▲ h t 17-77. P h t h h . Note: =
◆ h t t t h 17-80. P X X P t t 2 3 X , X , X , X , X . - l t h
★ t t t t X P \$11.40
▼ h t t t 17-92. P h t h .
△ h t t t 17-77. P h t h .
□ h t t , 17-87. l h t t t , h t t t

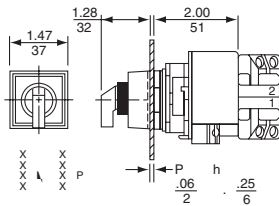
**Non-Illuminated and Illuminated 2 Position Selector Switch Operators—
 UL Types 4, 4X, 13/NEMA 4, 4X, 13**



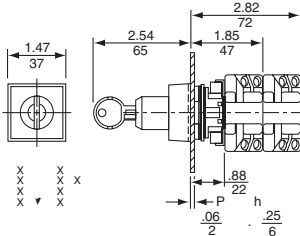
9001KXS



**Selector Switch Operator
 Non-Illuminated**



**Selector Switch Operator
 Illuminated**



Key Operator Selector Switch

Dual Dimensions: **INCHES**
 Millimeters

h t t t 17-79.
 t t t t t .

*** 9001 KX**

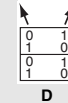
Square Multifunction

Selector Switch Codes

t (- t) Δ	SA	Price
t t t h t (- t)	SB	\$24.20
t h t t t (- t) Δ	SC	43.20
t (t)	SJ	24.20
t t t h t (t)	SK	43.20
t h t t t (t) Δ	SL	43.20
t t Δ	SR	89.00
t t t t h t	SS	107.00
t t h t t t Δ	ST	107.00

Cam Codes

(Choose one based on contact closure sequence, refer to page 17-64)



Illuminated Operator Only: Add Voltage Assembly Code ▲

Non-Illuminated Operators or Keyed

Blank

4.20

N/C

Key Withdrawal Codes (Keyed Operators Only)

(h)	1	N/C
	2	N/C
	3	N/C

Color Codes ■

Amber	A	6.60
Black (Non-Illuminated only)	B	6.60
Green	G	6.60
Blue	L	6.60
Red	R	6.60
White	W	6.60
No Color, Keyed, or Two Color Knob	Blank	N/C

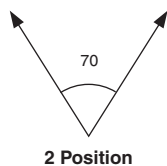
"H" Code Contact Block Assembled to Operator ◆

No Contact Blocks Blank N/C

Two Color Selector Switch Knob ▼

t	Y178	28.50
- t , t	Blank	N/C

▲ h t t h 17-77.P h t h
 ◆ t t t h 17-80. (, t t) :2 . Note: t t = (4 t t).P t t t t
 ★ t t , 17-87. | h t t t t t h t t t t t . Do not add knob color code
 ▼ when using Form Y178.
 △ E



2 Position

t	17-94
t t t t	17-79
t t	17-80
t t	17-93
t	17-94
t P t	17-94
	17-84


t t , t #9001 0001.

Push Buttons—Class 9001 Type KX—30 mm
 Square Multifunction Operator Selector Switches

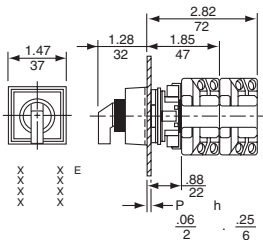


Non-Illuminated and Illuminated 3 Position Selector Switch Operator
 UL Types 4, 4X, 13/NEMA 4, 4X, 13

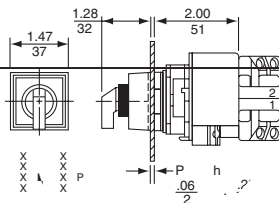
h t 17-79. t t +



9001KXS



Selector Switch Operator
 Non-Illuminated



Selector Switch Operator
 Illuminated

Legend Plates

For Push Buttons or Pilot Lights

Marking	Used On						Price
	A	B	C (vertical)	D	E	F	
	KXRA, KXRB, KXRN, KXRP, KXPA, KXPC, KXTA, KXTB, KXTE	KXRC, KXRD, KXRE, KXRF	KXPB, KXTD ♦	KXRG, KXRH, KXRJ, KXRL, KXRM, KXTC ■	KXRG, KXRH, KXRJ, KXRL, KXRM, KXTC ■	KXRL, KXRM, KXTC ▲	
t t	X 100	X 200	X 200	X 300	X 400	X 500	\$2.90
t	X 101	X 201	X 201	X 301	X 401	X 501	
t	X 102	X 202	X 202	X 302	X 402	X 502	
t	X 103	X 203	X 203	X 303	X 403	X 503	
t	X 104	X 204	X 204	X 304	X 404	X 504	
t	X 105	X 205	X 205	X 305	X 405	X 505	
t	X 106	X 206	X 206	X 306	X 406	X 506	
t	X 107	X 207	X 207	X 307	X 407	X 507	
t	X 108	X 208	X 208	X 308	X 408	X 508	
t	X 109	X 209	X 209	X 309	X 409	X 509	
t	X 110	X 210	X 210	X 310	X 410	X 510	
t	X 111	X 211	X 211	X 311	X 411	X 511	
t	X 118	X 218	X 218	X 318	X 418	X 518	
t	X 123	X 223	X 223	X 323	X 423	X 523	
t	X 124	X 224	X 224	X 324	X 424	X 524	
t t	X 132	X 232	X 232	X 332	X 432	X 532	
t	X 136	X 236	X 236	X 336	X 436	X 536	
t	X 138	X 238	X 238	X 338	X 438	X 538	
-	X 199	X 299	X 299	X 399	X 499	X 599	12.30

▲ h t t h t h t t h t t .
■ h t h t h t t t t t .
♦ h th t t .

For Selector Switches

Marking	Used On		Price
	KXN-600	KXN-700	
	KXSA, KXSB, KXSC, KXSD, KXSE, KXSF, KXSG, KXSH, KXSJ, KXSK, KXSL, KXSM, KXSN, KXSO, KXSP, KXSQ	KXSR, KXSS, KXST, KXSV, KXSW, KXSX, KXSZ	
- .	X 600	X 700	\$2.90
- t	X 639	X 739	
-	X 640	X 740	
-	X 643	X 743	
-	X 644	X 744	
-	X 645	X 745	
-	X 646	X 746	
t t t	X 651	X 751	
t -	X 658	X 758	
- - t	X 660	X 760	
- - t	X 662	X 762	
-	X 699	X 799	

Dual Dimensions: **INCHES**
Millimeters

KXN100 (Pos. 1)	KXN200 (Pos. 1)	KXN300 (Pos. 1)	KXN400 (Pos. 1)	KXN200 (Pos. 2)	KXN300 (Pos. 2)	KXN400 (Pos. 2)	KXN300 (Pos. 3)	KXN400 (Pos. 3)	KXN400 (Pos. 4)	KXN200 (Pos. 2)
X , X X , X P XP , XP X , X	X , X X E , X	X , X X , X	X , X X	X , X X	X , X X	X , X X	X , X X	X , X X	X , X X	X , X X

Letter Height For Standard Legends

	IN	mm
X 100	1/4	6
X 200	3/16	4.75
X 300	3/16	4.75
X 400	3/16	4.75
X 500	3/16	4.75
X 600	1/8	3
X 700	1/8	3

Maximum Number of Lines and Characters For Type KXN Legend Inserts

Letter Height	Number of ...	KXN199	KXN299 Horizontal	KXN299 Vertical	KXN399	KXN499	KXN599	
								IN
1/4	6	h t	7	7	3	7	7	3
		t	4	2	4	1	1	1
3/16	4.75	h t	9	9	4	9	9	4
		t	5	2	6	2	1	2
1/8	3	h t	14	14	5	14	14	6
		t	8	4	9	3	2	3

Maximum Number of Lines and Characters for Type KXN699 and KXN799 Legend Plates

Position	Letter Height		Characters Per Marking Area	
	IN	mm	A and C	B
	3/16	4.75	6	6
	1/8	3	8	9
	3/16	4.75	10	5
	1/8	3	13	7

X h tt t h h t t .
h t t t t t t t h t
h t h h h t t h t .
h t t t h t t h t h
h t h h t t h t h
E : 9001 X 1 2 h
9001 X 401 t 1
9001 X 503 t 2
9001 X 504 t 3
9001 X 402 t 4

Push Buttons—Class 9001 Type KX—30 mm

Accessories



www.SquareD.com

For the most up-to-date information

17 PUSH BUTTONS AND OPERATOR INTERFACE

Lockout for Push Buttons

		Used On	Type	Price
		X - X X - X X - X X - X X - X X - X X - X	X 4	\$28.50

Closing Plate

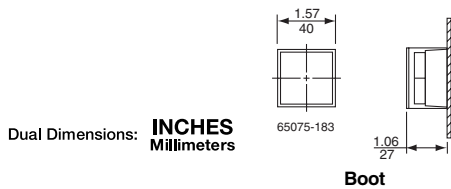
	Type	Price
	X 52	\$9.50

Boot for Push Buttons and Pilot Lights

	Used On	Type	Price
	P h X P t h t	X 7	\$19.10

Boot For Selector Switches

Description	Used On	Knob Color	Type	Price
	X t t h t t t (t) t		X 17	\$28.50
			X 17	
			X 17	



Shrouds (used to color code Type KX operators)

		Type	Used On	Color	Type	Price
		h	P h t t P t h t		X 41E X 41 X 41 X 41 X 41	\$4.80

h t	X t	X 40E X 40 X 40 X 40 X 40 X 40	4.80
-----	-----	---	------

	Type	Price
	6508900401	N/C

Lamp and Lens Removal Kit

	Type	Price
	X 11	\$14.30

Button Covers

Description	For Use on	Color	Type	Code	Price
	XP X	h t	X 28▲	▲	\$6.60
			X 28▲	▲	
			X 28▲	▲	
			X 28▲	▲	
			X 28▲	▲	
	X (P t 1 & 4)	h t	X 4		6.60
			X 4		
			X 4		
			X 4		
			X 4		
	X (P t 2 & 3)	h t	X 5		6.60
			X 5		
			X 5		
			X 5		
			X 5		
	XP	h t	X 48■	◆	6.60
			X 48■	◆	
			X 48■	◆	
			X 48■	◆	
			X 48■	◆	
	X X	h t	X 1		6.60
			X 1		
			X 1		
			X 1		
			X 1		
	X P	h t	X 1		11.40
			X 1		
			X 1		
			X 1		
			X 1		
	X X E X	h t	X 2		6.60
			X 2		
			X 2		
			X 2		
			X 2		
	X (P t 2) X (P t 2) X (P t 2) X (P t 2)	h t	X 3		6.60
			X 3		
			X 3		
			X 3		
			X 3		
	X (P t 1 & 3) X (P t 1 & 3) X (P t 1 & 3) X (P t 1 & 3) X (P t 1 & 3) X (P t 1 & 4) X (P t 1 & 4)	h t	X 4		6.60
			X 4		
			X 4		
			X 4		
			X 4		
	X (P t 2 & 3) X (P t 2 & 3)	h t	X 5		6.60
			X 5		
			X 5		
			X 5		
			X 5		
	XP	h t	X 8		6.60
			X 8		
			X 8		
			X 8		
			X 8		
	X X	h t	X 1		6.60
			X 1		
			X 1		
			X 1		
			X 1		

▲ E h X 28 #1 #2 h t XP h t , 2 t #1 h #2 h \$6.60

■ E h X 48 #1 #2 h t XP h t , 2 t #1 h #2 h t #3 \$6.60

◆ h h #4 h t . h t #1 h t #2

Environment

t t	t IE 529	IP65, h t t IP66, t h tt h
	t 50, 22.2 .94	1, 4X, 12, 13, h t t
t t	CE	IE 947-1, IE /E 60947-5-1, IE 947-5-4, E 60947-1, I 4520, 508, 22.2 .14
P t t t	UL E164353 SP 44087 3211 03	t h t h t t h t t : 600; 300

Contact Block Characteristics

Electrical Characteristics

t	t IE 947-1	: 1 24 (0.22 ³) h t 1 22 (0.34 ³) : 2 16 (1.5 ²) h h (P l l t 1) tt t4 5.5
t t h t t t IE /E 60947-5-1	t t : t -15	600: = 600 ▼ = 1.2 , = 240 ▼ = 3 = 120 ▼ = 6 . t h t = 10
	t t : t -13	300: = 250 ▼ = 0.1 , = 125 ▼ = 0.22
▼ t t P E E E	t	24 ▼; 19.2 t 30 ▼; 21.6 t 24.6 ▼ 120 ▼; 102 t 132 ▼ 240 ▼; 195 t 264 ▼
t t P E E E	t	24 ▼ / : 18 120 ▼ : 14 240 ▼ : 14



XALD101

Start or Stop Function (light gray base, RAL7035; dark gray lid, RAL7016)

Description	Type of Push	Type of Contact		Marking	Catalog Number	Price
		N.O.	N.C.			

Marking on Legend Holder

1 t	h	1	...	t t	X 101	\$32.80
h tt	h	...	1	t	X 111	32.80

Marking on Legend Holder

1 h h	40	...	1	E t	X 164	38.20
h tt	t					



XALK174

Emergency Stop Function (light gray base, RAL7035; yellow lid, RAL1012)

Description	Type	Type of Contact		Catalog Number	Price
		N.O.	N.C.		
1 h h	t	...	1	X 174	\$53.00
h tt 40	t	...	1	X 178	67.00
1 h h	t	...	1	X 184	67.00
h tt (40 .455)	t	...	1	X 188	67.00
1 h h	t	...	1	X 194	44.80
h tt 40					



XALD211

Start-Stop Function (light gray base, RAL7035; dark gray lid, RAL7016)

Description	Type of Push	Type of Contact		Text	Catalog Number	Price
		N.O.	N.C.			

Text on legend plate

2 h tt	1 h	1	...	t t	X 211	\$32.80
	1 h	...	1	t		
	1 h	1	...		X 221	32.80
	1 h	1	...			



XALD321

Three Function (light gray base, RAL7035; dark gray lid, RAL7016)

Description	Type of Push	Type of Contact		Text	Catalog Number	Price
		N.O.	N.C.			

Text on push button—no legend plates

3 h tt	1 h 1 h 1 h	1	...		X 341	\$65.
		...	1	t		
		1	...		X 311	65.
		1	...	t		
		1	...			
		1	...			
		...	1	t	X 321	65.
		1	...			

t t , t #9001 0001.



XALD02



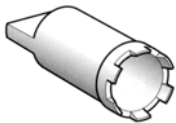
ZENL1111



ZALV



ZB5SZ3



ZB5AZ905

Empty Enclosures ▲

Description	Number of Holes	Catalog Number	Price
For normal environments, CSA approved and UL Listed (with stainless steel lid mounting screws)			
h t ▲7035 ▲7016	1	X ▲ 01	\$16.40
	2	X ▲ 02	19.10
	3	X ▲ 03	24.50
	4	X ▲ 04	35.50
	5	X ▲ 05	43.70
h t ▲7035 ▲1012	1	X ▲ 01	17.70

Electrical Block and Accessories (for mounting on metal plate at back of enclosure) ▲

Description	Type	Color	Catalog Number	Price
Electrical blocks with screw clamp terminal connections				
t t ▲	... t t	...	E ▲1111	\$8.20
	... t t	...	E ▲1121	8.20
h t h Protected LED	24 ▼ /	h t	▲ 1	25.90
			▲ 3	
			▲ 4	
			▲ 5	
			▲ 6	
			▲ 6	
	120 ▼	h t	▲ 1	25.90
			▲ 3	
			▲ 4	
			▲ 5	
			▲ 6	
			▲ 6	
230 ▼	h t	▲ 1	25.90	
		▲ 3		
		▲ 4		
		▲ 5		
		▲ 6		
		▲ 6		

Description	Application	Catalog Number	Price
Accessories for electrical blocks			
	22 t	5 3	\$5.50
t	t	5 901	2.50
t		X ▲ 09	2.70
	h t t	5 905	6.20

▲ t X 5 t , P h tt X 522 t t 17-34.

t t , t #9001 0001.

Glass-reinforced polyester insulated enclosures XAPA	
t	- t
P t t t t t	t : 4 5 ()
tt t	t : -25 t +70 (-13 t +158) t : -40 t +70 (-40 t +158)
t t	IP65 t IE 529 IP657 t 20-010, 4, 4X, 12
E t h t t	II t IE 536 20-030
t	: 3, 20-455: 850 ; IE 92: 960 ; 94: ▼
h t	h t t , , t , t , t , ,
t	
Die Cast metal enclosures XAPG	
t	(X P 1-X P4), (X P 5)
P t t t t t	t : t t t : t t t ; 1, 2, 4, 12; t 1, 4, 4X, 12
tt t	t : -25 t +70 (-13 t +158) t : -40 t +70 (-40 t +158)
t t	IP65 t IE 529 IP657 t 20-010, 4, 12
E t h t t	I t IE 536 20-030
h t	t t t t
t	t ()
Flush mount enclosures XAPE	
t	t t.l t t t
P t t t t t	t : t t t
tt t	t : -25 t +70 (-13 t +158) t : -40 t +70 (-40 t +158)
t t	IP65 t IE 529 IP657 t 20-010, 1, 4, 4X, 12
E t h t t	I t IE 536 20-030
h t	h t t t , t , t , h , t , h t ,
t	h : - t t



XAPA1100

Undrilled Enclosures, Glass-Reinforced Polyester

Type	H x W Dimensions		Catalog Number	Price	
	IN	mm			
E 4, 4X, 13 h 3.27 .(83)	3.34 5.75	85 146	X P 1100	\$55.00	
	3.34 8.90	85 226	X P 2100	90.00	
	5.95 9.49	151 241	X P 3100	142.00	
	5.95 9.49	151 241	X P 4100	189.00	
P t	h t t h		X P 1100	X P 100	11.00
			X P 2100	X P 200	12.30
			X P 3100	X P 300	16.00



XAPA1104

Drilled Insulated Enclosures, Glass-Reinforced Polyester

Type	Number of Knockouts 22 mm	Number of Rows		H x W Dimensions		Catalog Number	Price
		Vertical	Horizontal	IN	mm		
E 4, 4X, 13 h 3.27 .(83) 1.58 .(40) t h	1	1	1	3.35 X 5.75	85 X 146	X P 1110	\$57.00
	2	1	2	3.35 X 5.75	85 X 146	X P 1120	57.00
	4	2	2	3.35 X 5.75	85 X 146	X P 1104	57.00
	8	2	4	3.35 X 8.90	85 X 226	X P 2108	91.00
	16	4	4	5.94 X 9.49	151 X 241	X P 3116	195.00
P t	h t t h		X P 1110		X P 110	11.00	
			X P 1120		X P 120	11.00	
			X P 1104		X P 104	11.00	
			X P 2108		X P 208	12.30	
			X P 3116		X P 316	16.00	

t t , t #9001 0001.

Push Buttons and Operator Interface

22 mm Push Buttons XAP Enclosures

17 PUSH BUTTONS AND OPERATOR INTERFACE



Undrilled Die Cast Enclosures (Painted Gray RAL7032)

Type	Material	Usable Depth		H x W x D Dimensions		Catalog Number	Price		
		IN	mm	IN	mm				
E 4, 13		1.93	49	3.15	3.15	2.03	80 80 51.5	X P 19100	\$55.
				5.12	3.15	2.03	130 80 51.5	X P 29100	60.
				6.89	3.15	2.03	175 80 51.5	X P 39100	71.
		2.93	74.5	3.15	3.15	3.03	80 80 77	X P 19400	55.
				5.12	3.15	3.03	130 80 77	X P 29400	60.
				6.89	3.15	3.03	175 80 77	X P 39400	71.
		2.93	2.93	12.20	3.35	3.03	310 85 77	X P 59400	131.

Drilled Die Cast Enclosures (Painted Gray RAL7032)

Type	Material	Usable Depth		Number of 22 mm knockouts	H x W x D Dimensions		Catalog Number	Price				
		IN	mm		IN	mm						
E 4, 13 1.18 t h t		1.93	49	2	3.15	3.15	2.03	80 80 51.5	X P 19702	\$60.		
				3	5.12	3.15	2.03	130 80 51.5	X P 29703	71.		
				4	6.90	3.15	2.03	175 80 51.5	X P 39704	87.		
		2.93	74.5	2	3.15	3.15	3.03	80 80 77	X P 19802	60.		
				3	5.12	3.15	3.03	130 80 77	X P 29803	71.		
				4	6.90	3.15	3.03	175 80 77	X P 39804	87.		
E 4, 13 1.58 t h t		1.93	1.93	1	3.15	3.15	2.03	80 80 51.5	X P 19201	55.		
				2	5.12	3.15	2.03	130 80 51.5	X P 29202	60.		
				3	6.90	3.15	2.03	175 80 51.5	X P 39203	71.		
		2.93	74.5	1	3.15	3.15	3.03	80 80 77	X P 19501	55.		
				2	5.12	3.15	3.03	130 80 77	X P 29502	60.		
				3	6.90	3.15	3.03	175 80 77	X P 39503	71.		
				2.93	74.5	4	8.66	3.15	3.03	220 80 77	X P 49504	87.
				2.93	74.5	5	12.20	3.35	3.03	310 85 77	X P 59505	134.

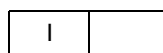
Drilled Flush Plates

Type	Material	Number of 22 mm holes	H x W Dimensions		Catalog Number	Price	
			IN	mm			
E 4, 13 1.18 t h		1	2.83	2.83	72 72	X PE301	\$26.00
		2	4.13	2.83	105 72	X PE302	30.00
		3	5.43	2.83	138 72	X PE303	34.20
		4	6.73	2.83	171 72	X PE304	41.00
		5	8.03	2.83	204 72	X PE305	49.20

Optional Back Box (for finger protection, if required)

Type	Material	For Use With	Catalog Number	Price
P t t	l t	h t X PE301	X PE901	\$16.40
		h t X PE302	X PE902	
		h t X PE303	X PE903	
		h t X PE304	X PE904	
		h t X PE305	X PE905	30.00

t t , t #9001 0001.



h t

t t t t t
t . P h tt

t t t h t t t t t h t t , t , t t
t t t h t . t th t t t .

Control Stations

Many items are stock or can be furnished as a quick ship using a "Universal" station plus accessories.



NEMA 1 Surface Mounting Type BG201



NEMA 1 Flush Mounting (w/o pullbox) Type BF201



NEMA 4 Type BW243



NEMA 7 and 9 Type BR103

No. of Units	Nameplate Markings and Features	Contact Symbol See page 17-101	Surface Mounting NEMA 1 ♦		Stainless Steel Flush Plate (Pullbox ■ not included) ♦		Watertight and Dusttight NEMA 4 ♦		For Hazardous Locations Class I, Div. I & II Groups B, C and D Class II Div. I & II Groups E, F and G NEMA 7 & 9 ♦	
			Type	Price	Type	Price	Type	Price	Type	Price
1	t t	1	101	\$57.	101	\$77.	146	\$180.	101	\$242.
	t	3	102	57.	102	77.	147	180.
	t (h tt)	3	103	66.	151	191.	103	252.
	t (h t)	3	104	86.	148	180.	104	242.
	t (/ h l t)▲	16	107	55.	107	74.	159	179.	107	240.
	- (t th)	19	111	57.	111	77.
2	- - t (t th)	17	112	57.	112	77.
	t th (/ h l t)▲	19 17	114	55.	114	74.
	P t h t: 120 ▼ /	121	121	134.	121	152.
	P t h t: 120 ▼ /	121	122	134.	122	152.
	P t h t (/ h l t): 120 ▼ / ▲	121	123	126.	123	146.
	t t t	145	201	57.	201	77.	240	180.	204	242.
t t t	146	202	71.	202	90.	252	180.	202	242.	
t t t (h t)	145	203	66.	250	191.	203	252.	
t t t (h t t)	145	204	86.	241	180.	204	242.	
t t t (h t t t)	145	205	77.	246	200.	205	261.	
-	146	206	71.	206	90.	242	180.	206	242.	
-	146	207	71.	207	90.	244	180.	207	242.	
-	146	208	71.	208	90.	243	180.	208	242.	
- h	146	209	71.	209	90.	253	180.	209	242.	
-	145	210	57.	210	77.	245	180.	210	242.	
-	146	211	71.	211	90.	254	180.	211	242.	
- (/ h l t)▲	25	214	52.	214	71.	260	176.	214	237.	
t t t (t t t)	10	215	86.	215	105.	255	209.	215	270.	
- (t t t)	10	216	86.	216	105.	256	209.	216	270.	
- t (t t t)	10	217	86.	217	105.	257	209.	217	270.	
t t t	10	219	294.	
(h t , h t t t)	10	218	81.	218	99.	258	204.	218	266.	
- (t th), P t h t: 120 ▼ /	19 & 121	221	209.	221	228.	▲	
- - t (t th), P t h t: 120 ▼ /	17 & 121	223	209.	223	228.	▲	
(/ h l t & / h l t)▲	17 19 & 121	224	200.	224	207.	▲	
- - t (t th) & t t (P h tt)	17 & 1	225	86.	225	105.	■	
(/ h l t)▲ & P h tt	17 19 & 16	226	81.	226	99.	■	
t - t	109	301	114.	301	138.	♦	
- - t	109	302	114.	302	138.	♦	
- - t	109	303	114.	303	138.	♦	
- h - t	109	304	114.	304	138.	♦	
t t - t	109	305	114.	305	138.	♦	
- - t (h t t)	109	306	114.	306	138.	♦	
- - t (h t t)	109	316	114.	♦	
- - t (h t t)	109	322	143.	♦	
- - t (h t t)	109	325	143.	♦	
- - t (h t t)	109	326	143.	♦	
(/ h l t)▲	8	307	108.	307	132.	♦	
t t t , P t h t: 120 ▼ /	145 & 121	308	209.	308	228.	♦	
P h tt (2) & P t h t: 120 ▼ /	25 & 121	309	198.	309	218.	♦	
(/ h l t & / h l t)▲	10 & 121	310	228.	310	248.	♦	
t t t (t t t) & P t h t: 120 ▼ /	10 & 121	311	228.	311	248.	♦	
- (t t t) & P t h t: 120 ▼ /	10 & 121	312	228.	312	248.	♦	
- t (t t t) & P t h t: 120 ▼ /	10 & 121	313	218.	313	236.	♦	
- - t (t th) & t t t (P h tt)	17 & 145	314	114.	314	134.	♦	
t th & 2 P h tt (/ h l t)▲	17 19 & 25	315	108.	315	126.	♦	

t t t t t
h t t . t . t t
t t t t h
h t t t
t t t t t
t t 2.0 2.13 h
1_ 2_ t
3_ t
17-101. (/
t
h t t t t t
h t t t t
17-100.

t t , t #9001 0001.

Push Buttons—Class 9001 Type B—Accessories

Standard Duty Control Stations



www.SquareD.com

For the most up-to-date information

17 PUSH BUTTONS AND OPERATOR INTERFACE



h t t t t h
t t t t t t t t
E : P h tt 301
9001 102.



Color	Type	Price
For NEMA 1 surface mounting stations		
	301	\$ 9.50
	302	11.00
For NEMA 4		
	303	9.50

Replacement Covers for BF and BW

For Types	Types	Price
101 123	3040000311	\$61.70
201 226	3040000302	38.00
301 315	3110104301	61.70
146 147	108	11.90
148▲	109	23.70
149 159	108	11.90
240	219	11.90
241▲	220	23.70
242 260	219	11.90




t t t t E 1 t
t t , tt t . t h
h tt 2 3 t t th .
t t t h h .

Type	Price
321	\$28.50

Miscellaneous Accessories

Description	Type	Price
t th t & t th	9001 351	\$ 7.10
(120P)	2550105005	11.00
t h	124	57.00



Pilot Light Lenses

Color	For NEMA 1 Surface Mounting	For NEMA 1 Flush Mounting	Price
	Type	Type	
	331	341	\$7.10
	332	342	

Interchangeable Selector Switch Legend Plates

Marking	For NEMA 1 Surface Mounting	For NEMA 1 Flush Mounting	Price Each
	Type	Type	
- - t - t - - - t - t - t - h t h	201	231	\$2.40
	202	232	
	203	233	
	204	234	
	205	235	
	206	236	
	207	237	
	208	238	
	209	239	
	210	240	
	211	241	
	212	242	

Interchangeable Push Button Legend Inserts

Marking	For NEMA 1 Surface Mounting Push Button & Mushroom Caps	For NEMA 1 Flush Mounting	For NEMA 4 and NEMA 7-9 Lever Type Square	For NEMA 4 Button Type Round	For NEMA 4 Mushroom Button Inserts	Price Each
	Type	Type	Type	Type	Type	
t t t t	101	131	161	259	282	\$2.40
	102	132	162	260	283	
	103	133	163	
	104	134	164	
	105	135	165	255	278	
	106	136	166	256	279	
	107	137	167	263	286	
	108	138	168	264	287	
	109	139	169	261	284	
	110	140	170	262	285	
	111	141	171	253	276	
	112	142	172	254	277	
h h	113	143	173	
	114	144	174	
	115	145	175	257	280	
	116	146	176	258	281	
	117	147	177	265	288	
	118	148	178	266	289	
	119	149	179	
	129	159	189	251	251	
	129	159	189	252	252	

Legend Insert Kits


Where Used:	Type	Price	
E 1 P h tt	100 (l 1 h 101h 119)	\$45.20	
t th	200 (l 1 h 201h 212)	28.50	
E 1 h t	P h tt	130 (l 1 h 131h 149)	45.20
t th	230 (l 1 h 231h 242)	28.50	
E 4 E 7-9 h	P h tt	160 (l 1 h 161h 179)	45.20
E 4 tt	P h tt	250 (l 1 h 253h 266)	33.30
E 4 tt	h tt	300 (l 1 h 276h 289)	33.30

t t , t #9001 0001.

Push Buttons—Class 9001 Type KY and SKY—30 mm

Industrial Duty Enclosures

17 PUSH BUTTONS AND OPERATOR INTERFACE




Type KYAF9

Enclosures Only (For Customer Assembly)

No. of Units	UL Types 1, 3 and 13/NEMA 1, 3 and 13				UL Types 1, 3, 4 and 13 NEMA 1, 3, 4 and 13 ▲		UL Types 1, 3, 4, 4X and 13 NEMA 1, 3, 4, 4X and 13 ▲			
	Surface Mounting		Flush Mounting without Pullbox ♦ ★		Surface Mounting		Surface Mounting			
	Sheet Steel		Cast Zinc		Die Cast Aluminum ★		Stainless Steel (304) ▼		Polymeric (Plastic)	
	Type	Price	Type	Price	Type	Price	Type	Price	Type	Price
1	1	\$ 95.	11	\$ 57.	1	\$ 95.	1	\$ 171.	1	\$114.
2	2	105.	21■	57.	2■	105.	2	180.	2	134.
3	3	123.	31■	66.	3■	123.	3	248.	3	152.
4	4	152.	41■	95.	4■	152.	4	323.	4	179.
6	6	191.	6	134.	6	191.	6	476.	6	362.
9	9	248.	9	180.	t	t	9	588.	9	476.
12	12	333.	12	257.	12	333.	12	713.	12	546.
16	16	428.	16	351.	16	428.	16	941.	16	617.
20	20	531.	t	t	t	t	20	1044.	20	713.
25	25	654.	t	t	t	t	25	1329.	25	831.
30	30	783.	t	t	t	t	30	1566.	t	t

Custom Built Control Stations are available. Consult Catalog #9001CT0001.



Type KYSS3

No. of Units	UL Types 1, 3 and 13/NEMA 1, 3 and 13				UL Types 1, 3, 4 and 13 NEMA 1, 3, 4 and 13 ▲		UL Types 1, 3, 4, 4X and 13 NEMA 1, 3, 4, 4X and 13 ▲			
	Surface Mounting		Flush Mounting without Pullbox ♦ ★		Surface Mounting		Surface Mounting			
	Sheet Steel		Cast Zinc		Die Cast Aluminum ★		Stainless Steel (304) ▼		Polymeric (Plastic)	
	Type	Price	Type	Price	Type	Price	Type	Price	Type	Price
1	100	\$ 95.	110	\$ 57.	10	\$ 95.	100	\$ 171.	100	\$114.
2	200	105.	210■	57.	20■	105.	200	180.	200	134.
3	300	123.	310■	66.	30■	123.	300	248.	300	152.
4	400	152.	410■	95.	40■	152.	400	323.	400	179.
6	600	191.	60	134.	60	191.	600	476.	600	362.
9	900	248.	90	180.	90	248.	900	588.	900	476.
12	1200	333.	120	257.	120	333.	1200	713.	1200	546.
16	1600	428.	160	351.	160	428.	1600	941.	1600	617.
20	2000	531.	t	t	t	t	2000	1044.	2000	713.
25	2500	654.	t	t	t	t	2500	1329.	2500	831.
30	3000	783.	t	t	t	t	3000	1566.	t	t

▲ E 1, 3, 4, 6, 12, 13. h t h t E 1, 3, 12, 13. t t t ▲ 1, 3, 4, 6, 12 13/
 ■ 200 t h t h h h t .
 ♦ h t t . P t t
 ★ 1, 6 7 t t t h . 316 t t (25%) 35
 ▼ t t .

Note: t , 17-83.



Type KY3



Type KZ31



Type SKY2



Type KZ310



Type KYAF900

t t , t #9001 0001.

Push Buttons—Class 9001 Type KY and SKY—30 mm

Control Stations for Types K and KY

Assembled Control Stations—UL Types 1, 3, 4, and 13/NEMA 1, 3, 4 and 13▲

No. of Units	Legend Plate Marking and Features	Type	Price	Consists of			
				Enclosure	Operators	Contact Blocks	Legend Plates
1	t t	101	\$228.	1	1	1	101 P
	t	103	213.	1	3	3	102 P
	t (h t)	105	261.	1	3 h 5	3	102 P
	/ / (t th)	110	237.	1	11	1	144 P
	/ / t (t th)	111	237.	1	43	1	160 P
2	t / t	201	281.	2	1, 3	1, 3	101 P, 102 P
	t / t (h t t)	203	327.	2	1, 3 h 5	1, 3	101 P, 102 P
	/	205	294.	2	1, 1	1, 1	111 P, 110 P
	t / t (t t t)	210	294.	2	11	1, 1	101 P, 102 P
3	/ / / t	301	404.	3	1, 1, 3	1, 1, 3	106 P, 107 P, 102 P
	/ / / t	302	404.	3	1, 1, 3	1, 1, 3	111 P, 110 P, 102 P
	/ / / t	303	404.	3	1, 1, 3	1, 1, 3	109 P, 108 P, 102 P
	h / / t	304	404.	3	1, 1, 3	1, 1, 3	114 P, 115 P, 102 P
	h / / t (h t t)	308	452.	3	1, 1, 3 / 5	1, 1, 3	106 P, 107 P, 102 P
	/ / / t (h t t)	309	452.	3	1, 1, 3 / 5	1, 1, 3	111 P, 110 P, 102 P
	/ / / t (h t t)	310	452.	3	1, 1, 3 / 5	1, 1, 3	109 P, 108 P, 102 P
	h / / t (h t t)	311	452.	3	1, 1, 3 / 5	1, 1, 3	114 P, 115 P, 102 P

Assembled Control Stations—UL Types 1, 3, 4, 4X and 13/NEMA 1, 3, 4, 4X, and 13▲

No. of Units	Legend Plate Marking and Features	Type	Price	Consists of			
				Enclosure	Operators	Contact Blocks	Legend Plates
1	t t	101	\$228.	1	1	1	101 P
	t	103	213.	1	3	3	102 P
	t (h t)	105	261.	1	3 h 5	3	102 P
	/ / (t th)	110	237.	1	11	1	144 P
	/ / t (t th)	111	237.	1	43	1	160 P
2	t / t	201	281.	2	1, 3	1, 3	101 P, 102 P
	t / t (h t t)	203	327.	2	1, 3 h 5	1, 3	101 P, 102 P
	/	205	294.	2	1, 1	1, 1	111 P, 110 P
	t / t (t t t)	210	294.	2	11	1, 1	101 P, 102 P
3	/ / / t	301	404.	3	1, 1, 3	1, 1, 3	106 P, 107 P, 102 P
	/ / / t	302	404.	3	1, 1, 3	1, 1, 3	111 P, 110 P, 102 P
	/ / / t	303	404.	3	1, 1, 3	1, 1, 3	109 P, 108 P, 102 P
	h / / t	304	404.	3	1, 1, 3	1, 1, 3	114 P, 115 P, 102 P
	h / / t (h t t)	308	452.	3	1, 1, 3 / 5	1, 1, 3	106 P, 107 P, 102 P
	/ / / t (h t t)	309	452.	3	1, 1, 3 / 5	1, 1, 3	111 P, 110 P, 102 P
	/ / / t (h t t)	310	452.	3	1, 1, 3 / 5	1, 1, 3	109 P, 108 P, 102 P
	h / / t (h t t)	311	452.	3	1, 1, 3 / 5	1, 1, 3	114 P, 115 P, 102 P

Assembled Control Stations—UL Types 1, 3, 4, 4X and 13/NEMA 1, 3, 4, 4X, and 13▲

No. of Units	Legend Plate Marking and Features	Type	Price	Consists of			
				Enclosure	Operators	Contact Blocks	Legend Plates
1	- - t (. th h t t)	121 ■	\$249.	1	43	51	160 P
	- - t (t th)	111	180.	1	43	1	160 P
	- t (t th)	107	171.	1	1	1	118 P
	- (t th h t t)	108	180.	1	11	1	143 P
	- (t th)	122 ■	248.	1	11	51	144 P
		110	180.	1	11		
	t t	101	171.	1	1	1	144 P
	t t (h t t)	125 ■	237.	1	1	51	101 P
	t	103	156.	1	3	3	102 P
	t (h h t)	105	204.	1	3, 5	3	102 P
t (h h t) t t (h t)	124 ■	285.	1	3, 5	51	102 P	
2	-	204	248.	2	1, 1	1, 1	106 P, 107 P
	-	222 ■	380.	2	1, 3	51, 51	103 P, 104 P
	t t-t	206	248.	2	1, 1	1, 1	109 P, 108 P
	t t-t	201	233.	2	1, 3	1, 3	101 P, 102 P
3	t t-t (h t t) t t	203	281.	2	1, 1, 5	1, 3	101 P, 102 P
	t t-t (h t t)	220 ■	314.	2	11	51	101 P, 102 P
	t t-t (h t t)	223 ■	380.	2	1, 3	51, 51	101 P, 102 P
	-	205	248.	2	1, 1	1, 1	111 P, 110 P
3	- - t (h t t)	301	309.	3	1, 1, 3	1, 1, 3	106 P, 107 P, 102 P
	h - t (h t t)	322 ■	522.	3	1, 1, 3	51, 51, 51	106 P, 107 P, 102 P
	h - t (h t t)	304	309.	3	1, 1, 3	1, 1, 3	114 P, 115 P, 102 P
	- - t (h t t)	303	309.	3	1, 1, 3	1, 1, 3	109 P, 108 P, 102 P
	- - t (h t t)	323 ■	522.	3	1, 1, 3	51, 51, 51	109 P, 108 P, 102 P
	120 ▽ P t h t t t t	315	354.	3	P1 31, 1, 3	1, 3	101 P, 102 P
	t t-t	305	309.	3	1, 1, 3	1, 1, 3	101 P, 118 P, 102 P
	- - t (h t t)	302	309.	3	1, 1, 3	1, 1, 3	111 P, 110 P, 102 P
h - t (h t t)	328 ■	522.	3	1, 1, 3	51, 51, 51	111 P, 110 P, 102 P	

▲ t t t h h t ■ t t t h h t I 2 III.

Stainless Steel NEMA 1 Flush Plates

h h t t , X t t t h t 2" 3"
t t t t th . 2 1/2" h h t t t t . l
t t t , t t h h , 3 1/2" h h t t t t t
t h t , t t . h t t t t t .



Two Unit

No. of Units	Description	Type	Price
1	1 t h t , , t	25	\$19.10
2	2 t h t , , t	26	28.50
3	3 t h t , , t	27	38.00
4	4 t h t , , t	28	57.00

▲ t t t t t 1 3/16".

General Purpose NEMA 1 Flush Mounting Control Station With Pull Box For Type K Control Units

Number of Units	Enclosure Only For Customer Assembly		Custom Built Factory Assembled Control Stations	
	Type	Price	Type	Price
1	P1	\$123.	P10	\$123.
2	P2	143.	P20	143.
3	P3	180.	P30	180.
4	P4	191.	P40	191.
5	P5	228.	P50	228.
6	P6	237.	P60	237.
7	P7	314.	P70	314.
8	P8	323.	P80	323.



Type KY192

Special Features	Price
Type 304 Stainless steel flush plate (Form Y242):	
1 4	Add \$208.
5 8	265.
Omit Pull Box (Form Y243):	
1 2	Deduct 57.
3 4	77.
5 6	95.
7 8	114.

30 mm Security Control Stations

Description	Type of Cylinder	Cylinder Finish	Special Features	Cast Aluminum Enclosure		Satin Chrome Finish Flush Mounted with Box	
				Type	Price	Type	Price
t	t	h	t h ♦(6 P)	198	\$356.	198	\$452.
t	t	h	t h ♦(6 P)	199	356.	199	452.
t	t	h	t h ♦(7 P)	197	498.	197	594.
t	t	h	t h ♦(7 P)	196	428.	196	522.
t	t	h	t h ♦(7 P)	195	498.	195	594.
t	t	h	t h ♦(7 P)	194	428.	194	522.
t	t	h	t h ♦(7 P)	193	356.	193	452.
t	t	h	t h ♦(7 P)	192	594.	192	689.
t	t	h	t h ♦(6 P)	298	428.	298	522.
t	t	h	t h ♦(6 P)	299	428.	299	522.
t	t	h	t h ♦(6 P)	297	570.	297	665.
t	t	h	t h ♦(6 P)	296	498.	296	594.
t	t	h	t h ♦(7 P)	295	570.	295	665.
t	t	h	t h ♦(7 P)	294	498.	294	594.
t	t	h	t h ♦(7 P)	293	428.	293	522.
t	t	h	t h ♦(7 P)	292	665.	292	759.



Type KZC299

UL Listed
File E42259
CNN NKCR
CSA Listed
File LR25490
Class 321103

Contact your nearest Square D/Schneider Electric sales office if:

- t
- t t t t
- E t


Repair Parts

Replacement or duplicate keys:
t \$9.50 h 5 . t t h t t t
h . P \$23.70 h 5 . h t t t t t t t

Electrical Ratings

t : 9007 2 th h PE t th h
▲ E t . 19-37 t t h 9007 2.
t tt : 9001 1 t t h t h tt . 17-78 9001 1
t t . (Note: The KA1 contact block has a maximum voltage rating of 300 V (NEMA A300) when used in the Type KZC station.)

Push Buttons—Class 9001 Type O NEMA 13— XVL LED
Compact Pilot Light



Push Buttons and Operator Interface

XVB Illuminated Beacons and Indicating Banks

XVB Characteristics



XVBL3•



XVBL4B•



XVBL6B•
5 Joule



XVBL8B•
10 Joule

Environment

	UL E164353	SF 44087 3211 03	E164353	44087	3211 03
	CE		IE /E 60947-5-1,	508,	22.2 .14
	IE 529	20-010	IP65		
	50	22.2 .94	1,4X()		12

Electrical Characteristics

	24 V / :<80	120 230 V :<30		
	24 V	24 V :<40	120 230 V :<15	
	24 V	24 V :5	t<430 ;10	t<850
	120 V :5	t<130 ;10	t<260	
	230 V :5	t<105 ;10	t<210	
	12 48 V / :<20			
	120 230 V :<50			
	1 #16	(1.5 ²)	h	
	t 4.4 - (0.5)	t		

Illuminated Beacons with Steady Light (2.75 in./70 mm diameter)

Description	Light Source and Voltage	Color	Catalog Number	Price
1 t t t, : 1 t t(t t)	t (10) 250 V		XV L33	\$76.
			XV L34	
			XV L35	
			XV L36	
			XV L37	
			XV L38	

Illuminated Beacons with Flashing Light (2.75 in./70 mm diameter)

Description	Light Source and Voltage	Color	Catalog Number	Price
1 t t t, : 1 t t(t t)	t (10) 24 V 24 48 V		XV L4 3	\$129.
			XV L4 4	
			XV L4 5	
			XV L4 6	
			XV L4 7	
	t (10) 48 230 V		XV L4 8	129.
			XV L4 3	
			XV L4 4	
			XV L4 5	
			XV L4 6	
			XV L4 7	
			XV L4 8	

17-110.

Illuminated Beacons with 10 Joule Strobe (2.75 in./70 mm diameter)

Description	Light Source and Voltage	Color	Catalog Number ▲	Price
1 t t t, : 1 t t(t t)	t 24 V /		XV L8 3	\$244.
			XV L8 4	
			XV L8 5	
			XV L8 6	
			XV L8 7	
	t 120 V		XV L8 8	244.
			XV L8 3	
			XV L8 4	
			XV L8 5	
	t 230 V		XV L8 6	244.
			XV L8 7	
			XV L8 8	
		XV L8 3		
			XV L8 4	
			XV L8 5	
			XV L8 6	
			XV L8 7	
			XV L8 8	

▲ 5 t, XV L6**, t XV L8** (\$190.00).
Note: h t

t t , t #9001 0001.



h t



XVC3*

Illuminated Lens Units with Steady Light (2.75 in./70 mm diameter)

Description	Light Source and Voltage	Color	Catalog Number	Price
I t t	t (10) 250 ▼ /		X▼ 33	\$40.40
			X▼ 34	
			X▼ 35	
			X▼ 36	
			X▼ 37	
			X▼ 38	



XVC4**

Illuminated Lens Unit with Flashing Light (2.75 in./70 mm diameter)

Description	Light Source and Voltage	Color	Catalog Number	Price
I t t	t (10) 24 ▼ 24 48 ▼		X▼ 4 3	\$94.00
			X▼ 4 4	
			X▼ 4 5	
			X▼ 4 6	
			X▼ 4 7	
			X▼ 4 8	
			X▼ 4 3	
	X▼ 4 4			
	X▼ 4 5			
	X▼ 4 6			
	X▼ 4 7			
	X▼ 4 8			

17-110.



XVC6**
5 Joule

Illuminated Lens Units with 10 Joule Strobe (2.75 in./70 mm diameter)

Description	Light Source and Voltage	Color	Catalog Number ▲	Price
I t t	t (10) 24 ▼ /		X▼ 8 3	\$209.00
			X▼ 8 4	
			X▼ 8 5	
			X▼ 8 6	
			X▼ 8 7	
	t (10) 120 ▼		X▼ 8 8	209.00
			X▼ 8 3	
			X▼ 8 4	
			X▼ 8 5	
			X▼ 8 6	
	t (10) 230 ▼		X▼ 8 7	209.00
			X▼ 8 8	
			X▼ 8 3	
			X▼ 8 4	
			X▼ 8 5	

▲ 5 t, X▼ 6**, t X▼ 8** (\$155.00).
Note: h t t t X▼ t .



XVC8**
10 Joule

Audible Sounder Units (2.75 in./70 mm diameter)

Description	Supply Voltage	Catalog Number	Price
90 t t	12 48 ▼ /	X▼ 9	\$145.00
t t 75 90 t t t t	120 230 ▼	X▼ 9	228.00



XVC9*

Base Units + Cover (for direct or tube mounting, 2.75 in./70 mm diameter)

Description	For use with	Type	Catalog Number	Price
tt t+ t		t	X▼ 21	\$40.40



XVC21
(cover not shown)

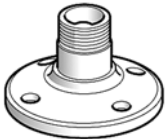
t t , t #9001 0001.



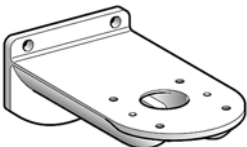
XVC02



XVC020



XVC11



XVC12

Accessories Common to Beacon and Indicating Banks

Description	Characteristics		Catalog Number	Price	
	IN	mm			
t t	3.94	100	X▼ 02	\$12.20	
	15.75	400	X▼ 03	23.00	
	31.50	800	X▼ 04	33.70	
t t t	3.94	100	X▼ 020	7.80	
	15.75	400	X▼ 030	23.00	
	31.50	800	X▼ 040	41.40	
t t h t	t t X▼ 0		X▼ 11	16.10	
t t	X▼ 11+t t X▼ 0 t h t		X▼ 12	32.30	
l t t 15, 10	12 ▼ /		Λ1 Λ	5.40	
	24 ▼ /		Λ1 Λ		
	48 ▼ /		Λ1 ΛE		
	120 ▼ /		Λ1 Λ		
	230 ▼ /		Λ1 Λ		
l t t 15, 7	12 ▼ /		Λ1 E	5.40	
	24 ▼ /		Λ1 E		
	48 ▼ /		Λ1 EE		
	120 ▼ /		Λ1 E		
	230 ▼ /		Λ1 E		
ΛE (t t) 15	24 ▼ /	h t	Λ1 1	72.00	
			Λ1 3		
			Λ1 4		
			Λ1 6		
	120 ▼	-	Λ1 8		
		h t	Λ1 1		72.00
			Λ1 3		
			Λ1 4		
	Λ1 6				
	-	Λ1 8			
t t h h t	h 12 (13.5) 0.4 t 0.55 (10 t 14) t		X▼ 14	5.20	
t t	1/2" P (t t)		X▼ 00	2.10	

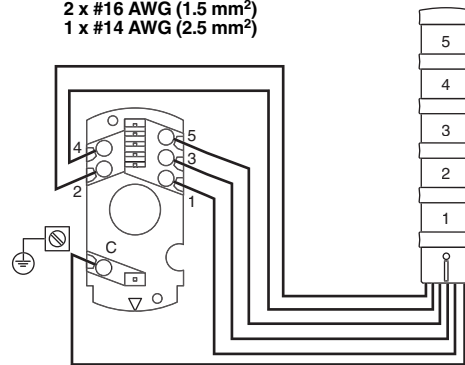
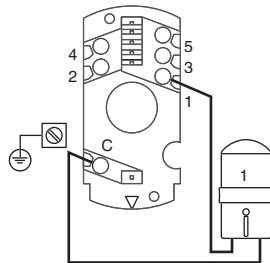
Accessories Specific to Indicating Banks

Description	Characteristics	Catalog Number	Price
t	6	X▼ 22	\$2.10
t 5 h	l t t t t	X▼ 23	8.30
h t 85 h (X▼ 23)	l t t t t	X▼ 1	3.10
h t 52	l t t t t	X▼ 2	3.10

Wiring Diagrams, Base Units

Screw terminals
 Torque to 4.4 in-lb (0.5 N*m)

2 x #16 AWG (1.5 mm²)
 1 x #14 AWG (2.5 mm²)



t t , t #9001 0001.



XVDLS**

h X▼ ▲ t t h t t t .

Environment

	E164353 44087 3211 03	E164353 44087 3211-03
t t		IE /E 60947-5-1, ▲, 508, 22.2 .14
t t	▲, 50, 22.2 .94 IE 529 20-010	IP40 ¹
		1 #16 (1.5 ²) t
	t 4.4 t - (0.5) t	

Note: h X▼ ▲ t t t 5 .

Illuminated Beacons with Steady Light (1.75 in./45 mm diameter)

Description	Light Source	Color	Catalog Number	Price
1 t t, : 1 t(t t)	t t (5) ▲ 250 ▼		X▼ ▲ 33	\$33.10
			X▼ ▲ 34	
			X▼ ▲ 35	
			X▼ ▲ 36	
			X▼ ▲ 37	
			X▼ ▲ 38	

▲ t h t : 15 tt , t 5 .


Illuminated Beacons with 0.5 Joule Strobe (1.75 in./45 mm diameter)

Description	Light Source	Color	Catalog Number	Price	
1 t t, : 1 t(t t)	t 24 ▼ /		X▼ ▲ 6 3	\$83.00	
			X▼ ▲ 6 4		
			X▼ ▲ 6 5		
			X▼ ▲ 6 6		
			X▼ ▲ 6 7		
			X▼ ▲ 6 8		
			X▼ ▲ 6 3		83.00
			X▼ ▲ 6 4		
	X▼ ▲ 6 5				
	X▼ ▲ 6 6				
	X▼ ▲ 6 7				
	X▼ ▲ 6 8				
		83.00			
	X▼ ▲ 6 3				
	X▼ ▲ 6 4				
	X▼ ▲ 6 5				
	X▼ ▲ 6 6				
	X▼ ▲ 6 7				
	X▼ ▲ 6 8				

Accessories

Description	Supply Voltage	Color	Catalog Number	Price		
l tt t 15 (t t 10)	24 ▼ / , 4 tt	...	▲, 1 E	\$ 4.10		
	120 ▼ / , 5 tt	...	▲, 1 E			
	230 ▼ / , 5 tt	...	▲, 1 E			
▲, 1 E (tt) 15	24 ▼ /	h t	▲, 1 1	72.00		
			▲, 1 3			
			▲, 1 4			
			▲, 1 6			
			▲, 1 8			
			h t		▲, 1 1	72.00
			▲, 1 3			
			▲, 1 4			
	▲, 1 6					
	▲, 1 8					

t t , t #9001 0001.



h t

Push Buttons and Operator Interface

XVR Rotating Lights



XVR1***

Environment

	t	, , (P)
t t	IE 529 50	20-010 22.2 .94
		IP65 4X ()
t	l t	24 ▼ / : < 3100 120 ▼ / : < 1050 230 ▼ / : < 210 230 ▼ / : < 110
t	l t	1, 70 tt 15 , 25 1 #16 (1.5 ²) ft


Rotating Mirror Beacon (6.5 in./165 mm diameter)

Light Source	Supply Voltage	Color	Catalog Number	Price
70	24 ▼ /		X▼ 1 93	\$185.
			X▼ 1 94	
			X▼ 1 95	
			X▼ 1 96	
			X▼ 1 98	
l 25 t	24 ▼ /		X▼ 1 03	168.
			X▼ 1 04	
			X▼ 1 05	
			X▼ 1 06	
	120 ▼		X▼ 1 03	197.
			X▼ 1 04	
			X▼ 1 05	
			X▼ 1 06	
230 ▼		X▼ 1 03	197.	
		X▼ 1 04		
		X▼ 1 05		
		X▼ 1 06		

Accessories and Spare Parts

Description	Characteristics	Catalog Number	Price
t t		X▼ 0153	\$65.00
		X▼ 0154	
		X▼ 0155	
		X▼ 0156	
		X▼ 0158	
P t t t	...	X▼ 016	21.50
t t t	...	X▼ 012	21.50
t t t (1/2" P)	...	X▼ 013	17.60
, 1, 70	24 ▼ /	1	36.00
l tt t 15 , 25 (t 10)	24 ▼ /	1	14.00
	120 ▼	1	14.00
	230 ▼	1	14.00

t t , t #9001 0001.



Environment

	UL E164353	SE 44087 3211 03	RU E164353 2
t t	CE	IE /E 60947-5-1, 508	
P t t t t			
t t	IE 60529 50 20-010 22.2 .94	IP65 1, 12 13	

Electrical Characteristics

t	IE t	24 V / : < 60 ; 120 230 V : < 20
	t t 7	24 V / : < 300 ; 120 230 V : 65 35
	h	24 V 24 V : < 250 ; 120 230 V : < 30
	t h t (t)	24 V : 0.3 , 40 ; 120 V : 0.6 , 20 ; 230 V : 0.6 , 11
	t	24 V , 12 ; 120 V , 15 ; 230 V , 15
		2 #16 (1.5 2) h
	t	t t : 4.4 - (0.5)

Components

Base Units with Cover (for direct or tube mounting)

Description	Color	For use with Indicating Banks	Catalog Number	Price
50 t		50 t	XVP 21	\$32.
50 t	-h t	50 t	XVP 21	
50 t h -t t t		50 t	XVP 21	

Illuminated Lens Units

Description	Ring Color	Light Source and Voltage	Lens Color	Catalog Number	Price
50 t t (E t h 17-114 t) t		t (7) 250 V		XVP 33 XVP 34 XVP 35 XVP 36 XVP 37 XVP 38	\$29.
	-h t	t (7) 250 V		XVP 33 XVP 34 XVP 35 XVP 36 XVP 37 XVP 38	29.

Strobe

50 t t		t 24 V 0.3	XVP 6 3 XVP 6 4 XVP 6 5 XVP 6 6 XVP 6 7 XVP 6 8	124.
		t 120 V 0.6	XVP 6 3 XVP 6 4 XVP 6 5 XVP 6 6 XVP 6 7 XVP 6 8	
	-h t	t 24 V 0.3	XVP 6 3 XVP 6 4 XVP 6 5 XVP 6 6 XVP 6 7 XVP 6 8	
		t 120 V 0.6	XVP 6 3 XVP 6 4 XVP 6 5 XVP 6 6 XVP 6 7 XVP 6 8	

Audible Sounder Units

Description	Ring Color	Supply Voltage	Catalog Number	Price
50 (IP40 E 1) t		24 V	XVP 09	\$104.
		120 V	XVP 09	
		230 V	XVP 09	
75 85 t t ,	-h t	24 V	XVP 09	
		120 V	XVP 09	
		230 V	XVP 09	



XVPC21



Lens Unit with Black Ring



XVPC09B

t t , t #9001 0001.

Push Buttons and Operator Interface

XVP 50 mm Illuminated Indicating Banks

Accessories



www.SquareD.com

For the most up-to-date information

17 PUSH BUTTONS AND OPERATOR INTERFACE



DL1BEJ



DL1BDB1



XVPC12



XVPC02



XVPC03T
(With Base and Lenses)

LEDs

Description	Voltage	Color	Catalog Number	Price
Protected LED	24 V /	h t	1 1	\$72.
			3 3	
			4 4	
	120 V	h t	6 6	
			8 8	
			1 1	
	230 V	h t	3 3	
			4 4	
			6 6	
Protected LED	24 V /	h t	8 8	93.
			1 1	
			3 3	
	120 V	h t	4 4	
			6 6	
			8 8	
	230 V	h t	1 1	
			3 3	
			4 4	
			6 6	
			8 8	

Incandescent Bulbs

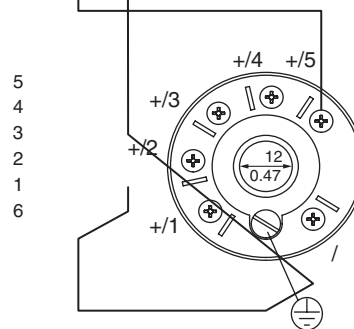
Description	Voltage	Catalog Number	Price
t t 15,7	12 V /	1 1 E	\$5.40
	24 V /	1 1 E	
	48 V /	1 1 E	
	120 V /	1 1 E	
	230 V /	1 1 E	

Accessories


Description	Color	Characteristics		Catalog Number	Price
		IN	mm		
h t h t		4	100	XVP 02	\$21.70
		10	250	XVP 03	26.90
		16	400	XVP 04	32.00
h t		4	100	XVP 02	21.70
		10	250	XVP 03	26.90
		16	400	XVP 04	32.00
-h t		4	100	XVP 02	21.70
		10	250	XVP 03	26.90
		16	400	XVP 04	32.00
t t	-h t	...		XVP 12	10.40
t t	-h t	...		XVP 12	10.40
t t		XVP X13	5.20

Wiring Diagram

Cable Connections, Supply line maximum: 1.5 mm² #16 AWG)



t t , t #9001 0001.



h t



h 9001 70 80 t t t h t t , h t
 tt .h ht t h 1/2 h t t tt t h
 t t . .h tt t (1 . /1 . .) h tt h t .h
 h t t tt h t h t h t .h

No. of Units	Description	Legend Insert Markings	Mechanical Interlock	Enclosure Color			Price	Contact Symbol	Replacement Interior			
				Yellow	Black	Red			9001 Type	Contact Symbol	Price	
2		-		72	72	72	\$84.	146	368	146	\$60.	
		- ▲		73	73	73	84.	146	368	146	60.	
		- ▲		74	74	74	113.	10	358	147	60.	
		t t t		75	75	75	84.	145	359	25	60.	
		t t t ▲		76	76	76	113.	10	358	147	60.	
		-		77	77	77	84.	146	359	25	60.	
			-		79	79	79	84.	145	359	25	60.
			-		78	78	...	84.	100
			h t ▲ t		70	70	70	80.	147	366	25	60.
			h t ▲ t		71	71	71	80.	25	359	25	60.
			h t ▲ t		74	74	74	108.	147	358	147	60.
			l t ▲		80	80	80	123.	150	367	150	105.
		-		82	82	82	128.	150	367	150	105.	

▲ t t t Contact Symbol

Interchangeable Push Button Legend Inserts

Marking	For NEMA 4X Type BW70s and BW80s	Mushroom Button Inserts for NEMA 4X Type BW70s and BW80s	Marking	For NEMA 4X Type BW70s and BW80s	Mushroom Button Inserts for NEMA 4X Type BW70s and BW80s	Price Each
Type	Type	Type	Type	Type	Type	
t t	259	282		257	280	
t	260	283		258	281	
	255	278		265	288	
	256	279	t	266	289	
	263	286				
	264	287		251	251	\$2.40
	261	284				
	262	285		252	252	
	253	276				
	254	277				

Legend Insert Kit—Kit includes one each of standard legend inserts as indicated.

Where Used:	Type	Price
E 4X P h tt	250 (l ' 1 h 253h 266)	\$33.30
70 h	300 (l ' 1 h 276h 289)	33.30
80 tt		

Hanger Bracket

Form	Price
236	\$7.00

t t) . E t h t (t h t . 9001 P P t
 t 9001 0001

17 PUSH BUTTONS AND OPERATOR INTERFACE

Pendant Stations, XAC Standard Duty

Pistol Grips, Enclosures, Contact Blocks

17 PUSH BUTTONS AND OPERATOR INTERFACE



XACA06



XACA03



ZB2BE10•



XENG37•1

Specifications

E t t	E 600, 600
E X •	E 4, 4X (l / t), 5 IP65
X 2 • (P t)	E 4, 4X (l), 5 IP65
	1 .5 (16) 2 (20) 1 2.5 (14) 2 (14) t t . t h 15.62 - . . t : : 2 1.5 2 (t).
X	E 164353

Pistol Grip Stations

Description	Speeds	Function 1 speed/2 speed	Catalog Number	Price
1 . . t t t t t 2 h (t) t t t t	1	↕	X 201▲	\$68.
2 . . (t) t t t t 2 h (t) t t t t	2	↕	X 207▲	101.
1 . . +1 . . . 2 h +1 . . . t t	1	↕	X 205▲	85.
1 . . t t t t t 1 h t t t t 2 t	1	↕	X 21 0101■	76.
1 . . +1 . . . t 1 h +1 . . . t 2 t	2	↕	X 21 1231■	205.
1 . . & 1 . . . t t 1 h & 1 . . . t 2 t	1	↕	X 21 0105■	92.
1 . . +1 . . . +1 . . . t 1 h +1 . . . +1 . . . t 2 t	2	↕	X 21 1241■	218.

▲ h t h t t E-t . 3 t h h t t E-t 4 t t E-t .
■ h t h t t E-t . X 22*** t E-t X 24*** t t E-t .

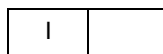
General Purpose Pendants

Enclosures	Catalog Number	Price
2h	X 02	\$96.
3h	X 03	110.
4h	X 04	125.
6h	X 06	153.
8h	X 08	191.
12h	X 12	239.

♦ t t t t , 8 t 26 , t , t .



t t , t #9001 0001.



h t

Contact Blocks for Operators in Cover

Description	Wiring Diagram	Catalog Number	Price
1 . / t /1	...	2 E101	\$8.20
1 . / t /1	...	2 E102	8.20
1 . . & 1 . . / t /2	1	XE 1191	24.50
1 . . & 2 . / t /1	2	XE 1491	24.50
1 . . & 1 . . th /1 / t	3	XE 3781	24.50
1 . . & 1 . . th /1 / t	4	XE 3791	24.50



ZB2BE10



XENG37



XENG1191



XACS10

For Operators in Base of Enclosure

1 . /1	X 101	\$14.30
1 . /1	X 102	14.30
2 . /1	X 103	19.10
2 . /1	X 104	19.10
1 . . & 1 . /1	X 105	19.10

▲ t h XACA03 t.

Wiring Diagrams

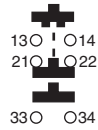


Figure 1



Figure 2



Figure 3

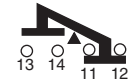


Figure 4

Operators

Description	Color	Catalog Number	Price
t h t	X	9411	\$4.10
	X	9412	
	X	9413	
	X	9414	
	X	9415	
	X	9416	
	X	9419	

Description	Mushroom Size	Color	Catalog Number	Price
h h , t	30		2 24	\$18.40
			2 44	
h h , t	40		2 2	18.40
			2 4	
h h , h t t / t -	30		2 44	39.30
	40		2 54	39.30
h h , h t t / t - (t t)	30		2 834	56.00
	40		2 844	56.00
h h , h t t / t -	30		2 74	56.00
	40		2 14	56.00
h h , h t t / t - (t t)	40		2 944	56.00

Description	Color	Catalog Number	Price
t th /2 t t *		2 2	\$15.00
t th /3 t t *		2 3	15.00
t th /2 t t t		2 4	56.00
t th /3 t t t		2 5	56.00
t (t t t)		2 2	51.00
		2 4	

Pilot light components


Description	Color	Catalog Number	Price
t / h t (6 t 120 t) (/)	...	2 006	\$12.30
t / h 130 (220 240 t) (/)	...	2 007	26.00
P t h t t		2 003	4.80
		2 004	
		2 005	
		2 006	
		2 007	
P t h t t E		2 033	4.80
		2 043	
		2 053	

■ t h tt t t . h h t t t t t t t t t t . t h t .
◆ t t h h h t t t . h t h t t t t t t t t t .
★ t t h XE t t t .

t t , t #9001 0001.

Pendant Stations, XAC Standard Duty Operators

17 PUSH BUTTONS AND OPERATOR INTERFACE



XACB961

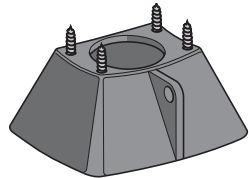
XACA971

Enclosure Accessories

Description	Catalog Number	Price
h	2 3	\$6.80
h t (t)	X 009	4.10
t - t	X 961	3.40
l t t	X 971	9.60
P t t tt t h h	X 982	9.60
P t t tt t t th th	X 983	13.70

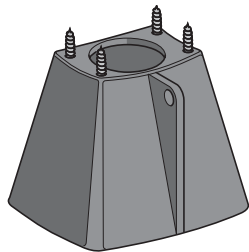
Lamps

Type	Voltage	Watts	Catalog Number	Price
(9) t	6 ▼ /	1.2	l1 006	\$5.50
	12 ▼ /	2.0	l1 E012	
	24 ▼ /	2.0	l1 E024	
	48 ▼ /	2.4	l1 E048	
	130 ▼ /	2.6	l1 E130	
(h t h t)	120 ▼ /	...	E51 120▼	7.60
	220 ▼ /	...	E51 220▼	
	380 ▼ /	...	E51 380▼	



XACA982

Type	Color	Voltage	Catalog Number	Price
lE , 9 t		6 ▼ /	l1 0063	\$12.50
		6 ▼ /	l1 0064	
		6 ▼ /	l1 0065	
		12 ▼ /	l1 0123	
		12 ▼ /	l1 0124	
		12 ▼ /	l1 0125	
		24 ▼ /	l1 0243	
		24 ▼ /	l1 0244	
		24 ▼ /	l1 0245	
		120 ▼ /	l1 1203	
		120 ▼ /	l1 1204	
		120 ▼ /	l1 1205	



XACA983


PVC Standard Legend Plates 30 x 40 mm

Text▲	Catalog Number	Price	Text▲	Catalog Number	Price	
	2 2343	\$2.10		2 2312	\$2.10	
	2 2344			2 2311		
	2 2314			2 2367		
	2 2308			2 2313		
E t	2 2330			2 2376		
t	2 2328			2 2388		
	2 2305			t		2 2339
	2 23			P		2 2326
- -	2 2384					2 2335
t	2 2387			t▲		2 2323
h	2 2338					2 2306
h l	2 2369			h t		2 2309
t	2 2342					2 2334
t	2 2341					2 2327
l	2 2503			t t		2 2303
l h	2 2321			t		2 2304
	2 2381			t t t		2 2366
	2 2380			h t		2 2345
	2 2365			l t		2 2346
l t	2 2310					2 2307
l	2 2336					2 2370
l	2 2337			- -		2 2389
t	2 2372					

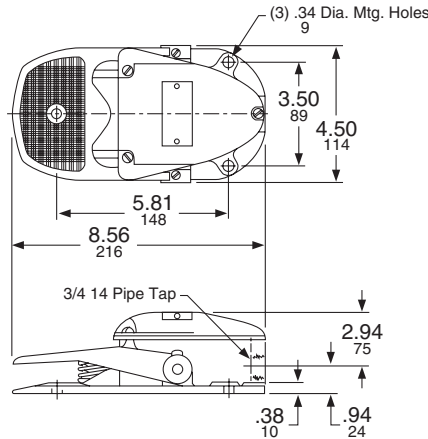
▲ t t h h h t tt t t 2, E t t h h h h t tt .

Type	Description	Catalog Number	Price
P▼	30 40	2 2101	\$2.10
	h t 30 40	2 4101	
P▼ t	■ , h t tt 30 40	2 2002	8.90
	■ , h t tt 30 40	2 2004	
	■ h t , tt 30 40	2 4001	
	■ , tt 30 40	2 4005	

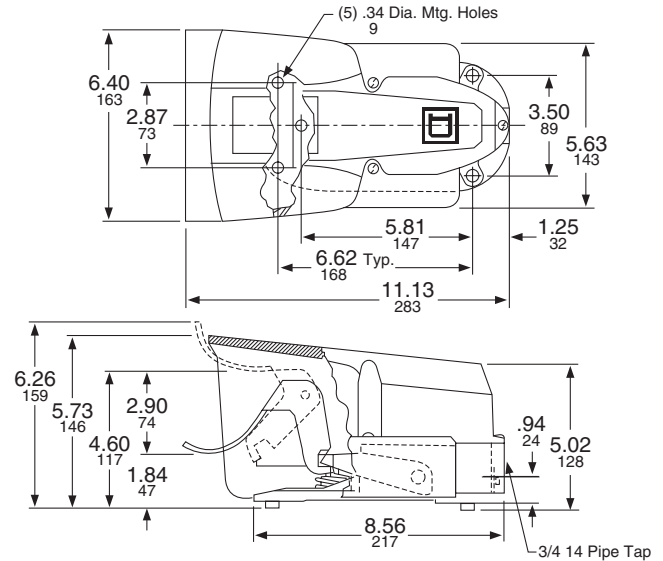
■ P tt h . h 11 h t () h . t t , t #9001 0001.



Approximate Dimensions

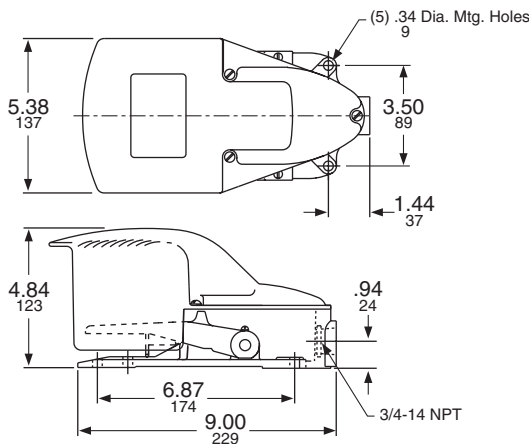


Types AW1, AW5, AW11, AW13 and AW21



Types AW117, AW119, AW123, AW124
Types AW132, AW133 and AW134 (without safety door)

Dual Dimensions: **INCHES**
Millimeters



Types AW2, AW6, AW12, AW14 and AW22

Maximum Current Ratings For Control Circuit Contacts

Type	Volts	AC Amperes			Volts	DC Amperes		
		Inductive 35% Power Factor		Resistive 75% Power Factor		Inductive and Resistive		
		Make	Break			Make, Break and Continuous	Make and Break	
				Single Throw			Double Throw	
1h, 117, 132	120 240 480 600	40 20 10 8	15 10 6 5	15 10 6 5	125 250 600	2.0 0.5 0.1	0.5 0.2 0.02	15 15 15
13, 133	120 240 480 600	30 15 7.5 6	3 1.5 0.75 0.6	3 1.5 0.75 0.6	125 250 600 ...	1.0 0.3 0.1 ...	0.2 0.1 ...	10 10 10 ...
11, 12	115 230	36 18	6 3	...	125 250	2.2 1.1
21, 123	120 240 480 600	15.0 7.5 3.75 3.0	1.5 0.75 0.375 0.3	10 10 10 10
124	120 240 480 600	60 30 15 12	6 3 1.5 1.2	10 10 10 10	120 240 600	1.1 0.55 0.2	...	10 10 10

Note: h = height, t = thickness, 250 = 250V

TABLE 1
Contact Symbol—Two Stage

Unit	Snap Switch		Pedal		
	Circuit	Up	Half Down	Full Down	Full Down
1	1	0	1	1	1
	1	1	0	0	0
2	2	1	1	0	0
	2	0	0	0	1

0 = 1 =

TABLE 2
Contact Symbol—Four Stage

Unit	Snap Switch		Pedal Position			
	Circuit	Up	Down	Down	Down	Down
1	1 1	0	0	1	1	1
	1 1	1	1	0	0	0
	2 1	0	1	1	1	1
	2 1	1	0	0	0	0
2	1 2	1	1	1	0	0
	1 2	0	0	0	1	1
	2 2	1	1	1	1	0
	2 2	0	0	0	0	1

Rotary Cam Switches

K10 Miniature, K2 Custom, K30–K150 Power Switching

A New Extended Offer, Three Ranges: Your Solution



K10 Miniature

- E , 300, 300 ▼, 10
- t , , h
- 16 22 t
- 30 30 t t
- t h h



K2 Custom Cam Switches

- E , 300, 300 ▼, 10
- t , , h
- t 22 4h
- t t th
- X 4 t h



K30–K150 Power Switching

- 32 t 150 (4h @ 480 ▼)
- t t ,
- t 48 48 64 64
- t t 64 64 88 88
- t t
- t h h

t , t #9001 0001.