

- NOTES:
- 1) MATERIAL: HOUSING: NYLON (PA) GLASS FILLED. UL94 V-0, NATURAL (BEIGE)
TERMINAL - CARTRIDGE BRASS 0.28 REF THICK
 - 2) PLATING:
TIN: TIN (Sn) 3-5 MICROMETRE OVER 1.27 MICROMETRE MIN NICKEL(Ni).
PALLADIUM NICKEL (PdNi): 0.6 MICROMETRE SELECTIVE PdNi WITH 0.05 MICROMETRE GOLD FLASH IN CONTACT AREA AND 3-5 MICROMETRE SELECTIVE TIN IN SOLDER TAIL AREA OVER 1.27 MICROMETRE NICKEL(Ni) UNDERCOAT.
 - 3) MATES WITH MOLEX 90327 PART SERIES.
 - 4) ALL SMT TAILS TO LIE WITHIN A COPLANARITY BAND OF 0.0 - 0.10 REF. FROM EACH OTHER.
 - 5) FOR TAPE AND REEL PACKAGING SEE 908149001 PSD AND 908149002 PSD.
FOR TUBE PACKAGING SEE PK-90814-001
 - 6) PCB PEGS ARE OPTIONAL.
 - 7) PCB LAYOUT SHOWN ON SHEET 2.
 - 8) PRODUCT SPECIFICATION: PS-99020-0011
 - 9) FOR RECOMMENDED REFLOW PROFILES, REFER TO PS-99020-0011 APPENDIX B

INSPECTION NUMBERS USED ON SHEET 1: 1-50
LAST INSPECTION NUMBER: 16

90814 - * * * *
CIRCUIT SIZE

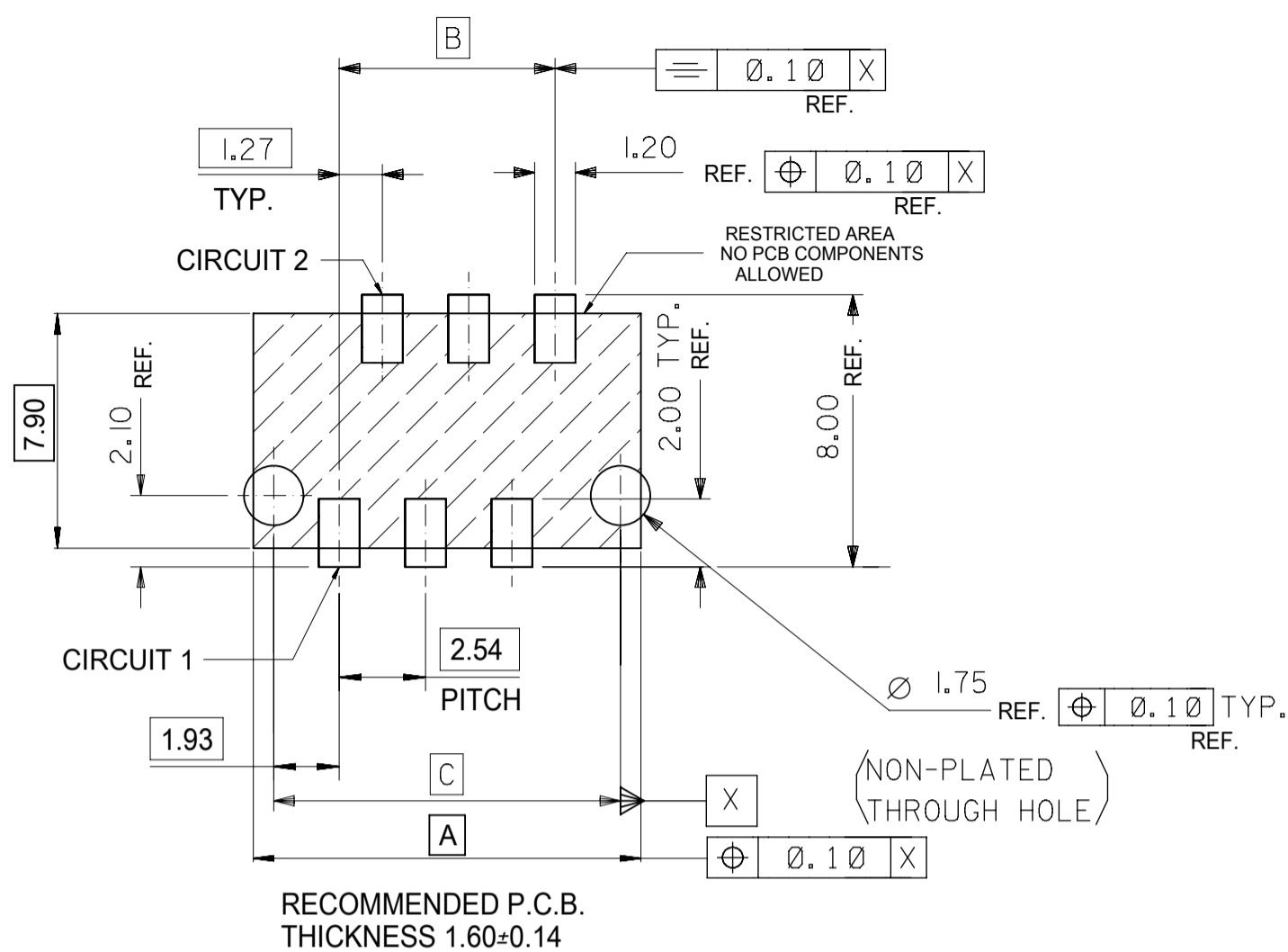
	PCB PEGS	TUBE PACKED	TAPE & REEL PACKED	POLARIZING PEG HEIGHT DIMN. E	
0	YES	YES	NO	6.40	STANDARD
2	YES	NO	YES	6.40	PROFILE
3	NO	YES	NO	6.40	REFLOW
5	NO	NO	YES	6.40	NOTE 9
6	NO	YES	NO	4.10	LOW
7	NO	NO	YES	4.10	PROFILE
8	YES	YES	NO	4.10	REFLOW
9	YES	NO	YES	4.10	NOTE 9

0= 3-5 MICROMETRE TIN VERSION
3= 0.6 MICROMETRE PALLADIUM NICKEL VERSION

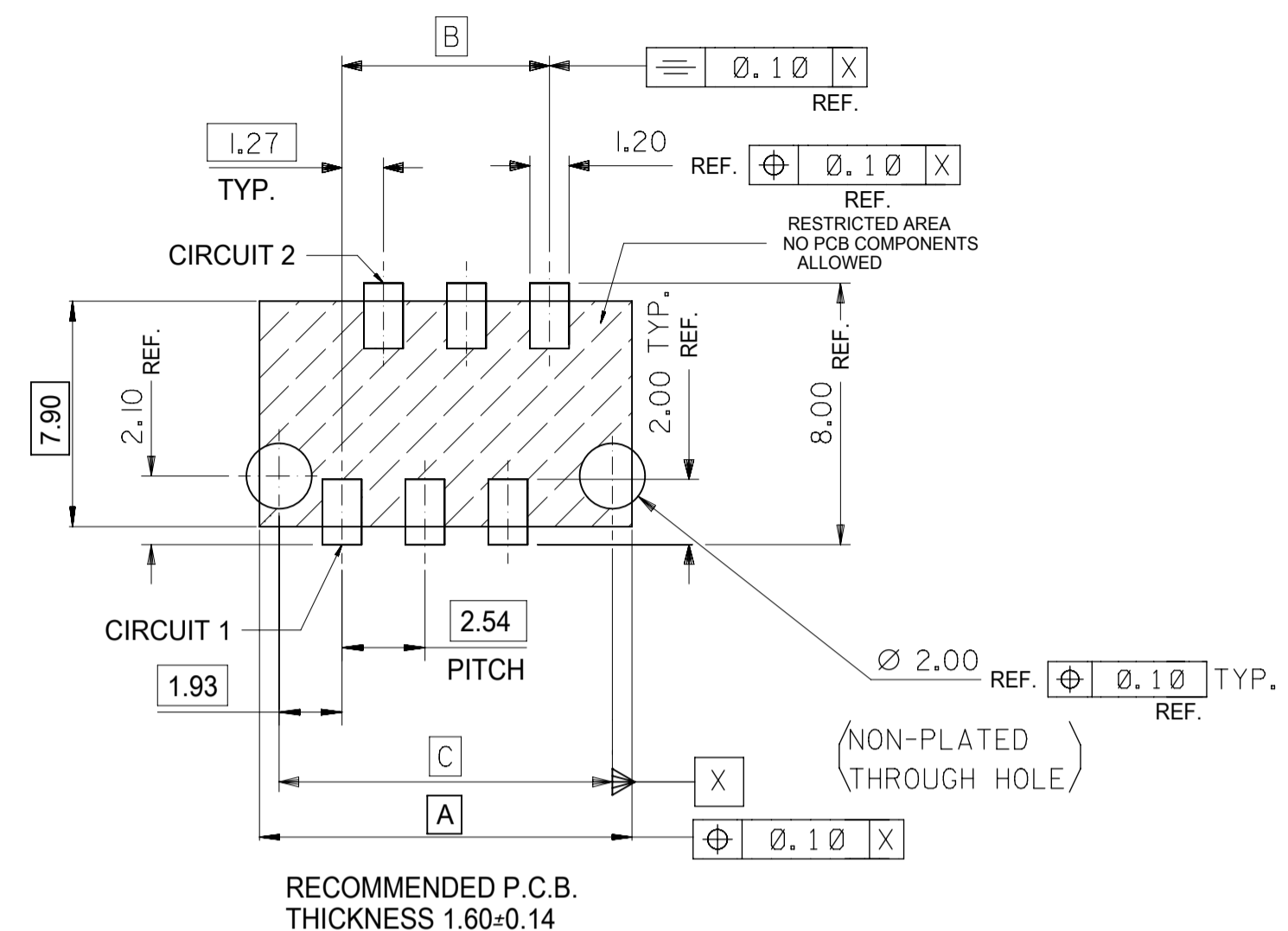
90814-***26	26	36.80	31.75	35.60	14	YES
90814-***24	24	34.26	29.21	33.06	15	YES
90814-***22	22	31.72	26.67	30.52	16	YES
90814-***20	20	29.18	24.13	27.98	18	YES
90814-***18	18	26.64	21.59	25.44	20	YES
90814-***16	16	24.10	19.05	22.90	22	YES
90814-***14	14	21.56	16.51	20.36	25	YES
90814-***12	12	19.02	13.97	17.82	28	YES
90814-***10	10	16.48	11.43	15.28	32	YES
90814-***08	8	13.94	8.89	12.74	38	YES
90814-***06	6	11.40	6.35	10.20	46	YES
90814-***04	4	8.86	3.81	7.66	60	YES
PART NO.	NUMBER OF CKTS	DIMN. A	DIMN. B	DIMN. C	QUANTITY OF PARTS PER TUBE (-*0**/-*3**/-*6** & -*8** VERSIONS)	TOOLED

THIS DRAWING CONTAINS INFORMATION THAT IS PROPRIETARY TO MOLEX ELECTRONIC TECHNOLOGIES, LLC AND SHOULD NOT BE USED WITHOUT WRITTEN PERMISSION

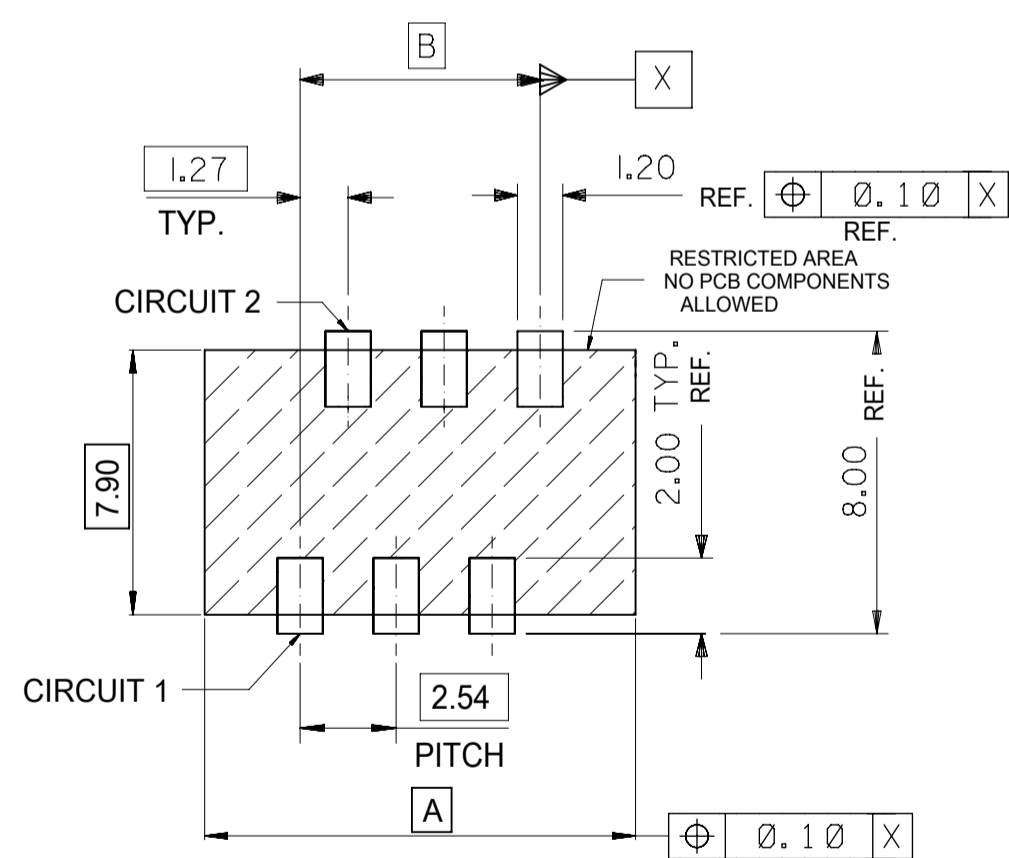
DIMENSION UNITS	SCALE	CURRENT REV DESC: REVISED		molex				
mm	5:1							
GENERAL TOLERANCES (UNLESS SPECIFIED)		EC NO: 169568		PICOFLEX SMT HEADER				
ANGULAR TOL ± 0.5°		DRWN: BPMURPHY 2017/12/15						
4 PLACES ±		CHK'D: DSHEA 2018/04/13		PRODUCT CUSTOMER DRAWING				
3 PLACES ±		APPR: DBYRNES 2018/04/18						
2 PLACES ± 0.1		INITIAL REVISION:		DOCUMENT NUMBER				
1 PLACE ±		DRWN: DMCNAMAR 2001/08/16						
0 PLACES ±		APPR: EFOLEN 2010/11/04		SDA-90814		DOC TYPE	DOC PART	REVISION
DRAFT WHERE APPLICABLE MUST REMAIN WITHIN DIMENSIONS		THIRD ANGLE PROJECTION	DRAWING	SERIES	MATERIAL NUMBER	CUSTOMER	SHEET NUMBER	
			A2-SIZE	90814	SEE CHART	GENERAL MARKET	1 OF 2	



PCB LAYOUT FOR TRANSITION FIT WITH PCB PEGS
HEADER VERSIONS 90814-xx0xx/-x2xx/-x8xx/-x9xx,
VIEWED FROM COMPONENT SIDE



PCB LAYOUT FOR CLEARANCE FIT WITH PCB PEGS
HEADER VERSIONS 90814-xx0xx/-x2xx/-x8xx/-x9xx,
VIEWED FROM COMPONENT SIDE

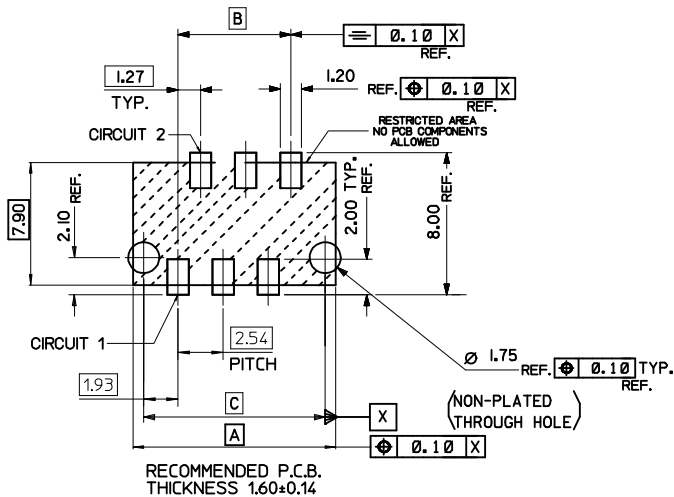


PCB LAYOUT FOR HEADERS WITHOUT PCB PEGS
HEADER VERSIONS 90814-xx3xx/-x5xx/-x6xx/-x7xx,
VIEWED FROM COMPONENT SIDE

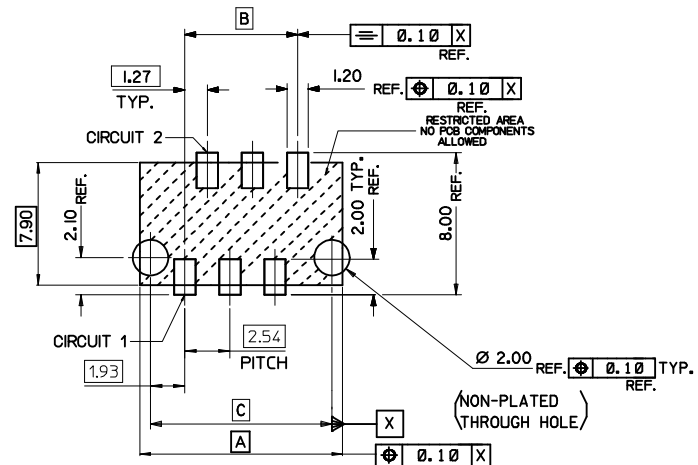
90814-xx26	26	36.80	31.75	35.60
90814-xx24	24	34.26	29.21	33.06
90814-xx22	22	31.72	26.67	30.52
90814-xx20	20	29.18	24.13	27.98
90814-xx18	18	26.64	21.59	25.44
90814-xx16	16	24.10	19.05	22.90
90814-xx14	14	21.56	16.51	20.36
90814-xx12	12	19.02	13.97	17.82
90814-xx10	10	16.48	11.43	15.28
90814-xx08	8	13.94	8.89	12.74
90814-xx06	6	11.40	6.35	10.20
90814-xx04	4	8.86	3.81	7.66
PART NO.	NUMBER OF CKTS	DIMN. A	DIMN. B	DIMN. C

THIS DRAWING CONTAINS INFORMATION THAT IS PROPRIETARY TO MOLEX ELECTRONIC TECHNOLOGIES, LLC AND SHOULD NOT BE USED WITHOUT WRITTEN PERMISSION

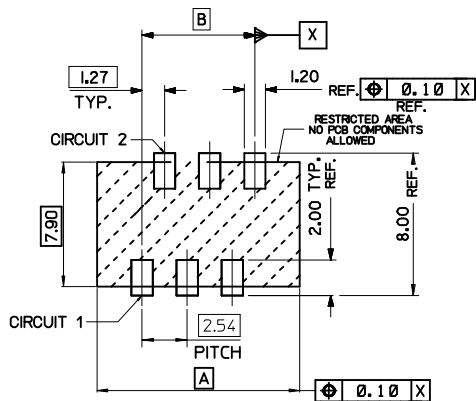
DIMENSION UNITS	SCALE	CURRENT REV DESC: REVISED		
mm	5:1	<p>molex</p> <p>PICOFLEX SMT HEADER</p> <p>PRODUCT CUSTOMER DRAWING</p> <p>DOCUMENT NUMBER: SDA-90814 DOC TYPE: PSD DOC PART: 001 REVISION: AA</p> <p>MATERIAL NUMBER: SEE CHART CUSTOMER: GENERAL MARKET SHEET NUMBER: 2 OF 2</p>		
GENERAL TOLERANCES (UNLESS SPECIFIED)				
ANGULAR TOL	± 0.5°			
4 PLACES	±			
3 PLACES	±			
2 PLACES	± 0.1			
1 PLACE	±	EC NO: 169568	2017/12/15	
0 PLACES	±	DRWN: BPMURPHY	2018/04/13	
DRAFT WHERE APPLICABLE MUST REMAIN WITHIN DIMENSIONS		CHK'D: DSHEA	2018/04/18	
THIRD ANGLE PROJECTION		APPR: DBYRNES	2018/04/18	
DRAWING		INITIAL REVISION:		
A2-SIZE		DRWN: DMCNAMAR	2001/08/16	
SERIES		APPR: EFOLEN	2010/11/04	



RECOMMENDED P.C.B. THICKNESS 1.60±0.14
PCB LAYOUT FOR TRANSITION FIT WITH PCB PEGS
 HEADER VERSIONS 90814-0**/-2**/-8**/-9**,
 VIEWED FROM COMPONENT SIDE



RECOMMENDED P.C.B. THICKNESS 1.60±0.14
PCB LAYOUT FOR CLEARANCE FIT WITH PCB PEGS
 HEADER VERSIONS 90814-0**/-2**/-8**/-9**,
 VIEWED FROM COMPONENT SIDE



PCB LAYOUT FOR HEADERS WITHOUT PCB PEGS
 HEADER VERSIONS 90814-3**/-5**/-6**/-7**,
 VIEWED FROM COMPONENT SIDE

90814-0026	26	36.80	31.75	35.60
90814-0024	24	34.26	29.21	33.06
90814-0022	22	31.72	26.67	30.52
90814-0020	20	29.18	24.13	27.98
90814-0018	18	26.64	21.59	25.44
90814-0016	16	24.10	19.05	22.90
90814-0014	14	21.56	16.51	20.36
90814-0012	12	19.02	13.97	17.82
90814-0010	10	16.48	11.43	15.28
90814-0008	8	13.94	8.89	12.74
90814-0006	6	11.40	6.35	10.20
90814-0004	4	8.86	3.81	7.66
PART NO.	NUMBER OF CKTS	DIMN. A	DIMN. B	DIMN. C

CORRECTED P.C.B. DIMS EC NO: IFC2013-0901 DRAWN:BBYRNES 2012/12/13 CHKD:DMAHER 2013/01/22 APPR:STGRIFLIN 2013/01/23	QUALITY SYMBOLS	GENERAL TOLERANCES (UNLESS SPECIFIED)	DIMENSION STYLE MM ONLY	SCALE 5:1	DESIGN UNITS METRIC	THIRD ANGLE PROJECTION	
	$\nabla=0$ $\nabla=0$	4 PLACES ± --- ± --- 3 PLACES ± --- ± --- 2 PLACES ± 0.10 ± --- 1 PLACE ± 0.2 ± --- ANGULAR ± 1/2°	mm INCH DRAWN BY DATE DMCNAMAR 2001/08/23 CHECKED BY DATE BMAGUIRE 2001/08/23 APPROVED BY DATE EFOLAN 2010/11/04	TITLE	PICOFLEX SMT HEADER		
	DRAFT WHERE APPLICABLE MUST REMAIN WITHIN DIMENSIONS	MATERIAL NO.	SEE CHART		MOLEX INCORPORATED		
			SIZE A 2		DOCUMENT NO. SDA-90814		
		THIS DRAWING CONTAINS INFORMATION THAT IS PROPRIETARY TO MOLEX INCORPORATED AND SHOULD NOT BE USED WITHOUT WRITTEN PERMISSION				SHEET NO. 2 OF 2	