

# Harmony™ Double and Triple- Headed Push Buttons

Catalog

**2011**





# Improved selection, simplicity and robustness

As a world leader in control and signaling components, Schneider Electric continues to innovate within the Harmony ranges to improve the efficiency of your dialog solutions.

Intended for simple applications, the new double and triple-headed push buttons feature extreme robustness, refined ergonomics, and very simple installation.

## Contents

- Product advantages .....p. 4
- Selection guide .....p. 5
- References: Harmony XB4, metal bezel .....p. 6
- References: Harmony XB5, plastic bezel .....p. 8
- Characteristics and dimensions: Harmony XB4, metal bezel .....p. 10
- Characteristics and dimensions: Harmony XB5, plastic bezel .....p. 11
- Substitution table (new/old range) ..... p. 12

Make the most of your energy<sup>SM</sup>





# > Discover the solution whatever your application

## Complete offer

- Double-headed, double-headed + pilot light, and triple-headed push button versions
- Plastic and metal bezel ranges
- Very flexible offer with complete products as well as sub-assemblies for customer assembly
- Wide choice of push button caps (colors, markings) to meet your requirements



## Customization

- Customize the push button by selecting caps with appropriate markings for your specific applications



**100%**

worldwide availability

# > Gain in space and simplicity

## Gain space on your control panels

- Up to 3 functions combined in a single product

## Simplicity and speed of installation

- Only one Ø 22 mm hole required for installing a product with up to 3 functions
- Only one installer required: non-rotating head in its cut-out
- Fitting and removal of silicone boots without removing the push button (protection against splashing, etc.)

**66%**

time savings  
when installing a  
3-function product



# > Opt for robust products

## Tested and certified performance

- 1 million mechanical operations
- Operation down to -25 °C as standard
- Clear, easy-to-read push button cap markings, which are tamperproof due to the use of double injection molding
- High luminosity LED for versions with pilot light

## IP66/ IP69K

High degree of protection as standard (without boot)

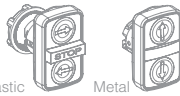



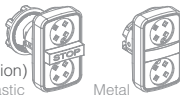



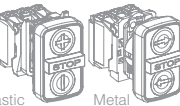

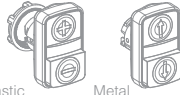


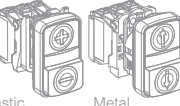


## Conformity to the most demanding standards

- EN/IEC 60947-1, EN/IEC 60947-5-1
- EN/IEC 60947-5-4
- UL 508, CSA C22.2 No. 14
- This product is manufactured in conformity with the European RoHS (Restriction of Hazardous Substances) directive

## 100 % RoHS

Schneider Electric is committed to reducing the environmental impact of its products

# > Selection guide

flush pushes	Double-headed push button (XB4/XB5 ranges)	Double-headed push button + 1 clear central pilot light (XB4/XB5 ranges)	Triple-headed push button (XB4/XB5 ranges)
<p>caps only, 1 caps</p>  <p>Plastic Metal</p>			
<p>caps only, 2 caps (out caps customization)</p>  <p>Plastic Metal</p>			
<p>complete ducts</p>  <p>Plastic Metal</p>			
flush push and 1 projecting push			
<p>caps only, 1 caps</p>  <p>Plastic Metal</p>			
<p>complete ducts</p>  <p>Plastic Metal</p>			

# Control and signaling units, Ø 22

## Harmony™ XB4 metal

### Multiple-headed push buttons, spring return



XB4BL73415



ZB4BA7121



ZB4BL7341



XB4BW73731M5



ZB4BW7A1721



ZB4BW7A3741

#### Double-headed push buttons (1)

Screw clamp terminal connections (Schneider Electric anti-retightening system)

Shape of head	Description	Type of contact		Color and marking of caps (2)	Reference	Weight
						kg
		N/O	N/C			

#### Complete units

	2 pushes (1 flush black + 1 projecting red)	1	1	White "I" on green background White "O" on red background	<b>XB4BL73415</b>	0.116
--	---	---	---	--	-------------------	-------

#### Heads only

	2 flush black pushes			White background + black background, unmarked	<b>ZB4BA7120</b>	0.056
				Black "I" on white background White "O" on black background	<b>ZB4BA7121</b>	0.056
				Green background + red background, unmarked	<b>ZB4BA7340</b>	0.056
				White "I" on green background White "O" on red background	<b>ZB4BA7341</b>	0.056
				Without cap (3)	<b>ZB4BA79</b>	0.056

1 flush black push  
1 projecting red push

				Green background + red background, unmarked	<b>ZB4BL7340</b>	0.056
				White "I" on green background White "O" on red background	<b>ZB4BL7341</b>	0.056

#### Double-headed push buttons + 1 white central pilot light block (1)

Screw clamp terminal connections (Schneider Electric anti-retightening system)

Shape of head	Description	Type of contact		Color and marking of caps (2)	Pilot light voltage	Reference	Weight
					V		kg
		N/O	N/C				

#### Complete units

	1 flush black push 1 projecting red push 1 white central pilot light block	1	1	White "I" on green background White "O" on red background	24	<b>XB4BW73731B5</b>	0.130
					120	<b>XB4BW73731G5</b>	0.130
					240	<b>XB4BW73731M5</b>	0.130

**Protected™ LED**

#### Heads only (5)

	2 flush black pushes 1 clear central pilot light (4)			White background + black background, unmarked		<b>ZB4BW7A1720</b>	0.056
				Black "I" on white background White "O" on black background		<b>ZB4BW7A1721</b>	0.056
				Green background + red background, unmarked		<b>ZB4BW7A3740</b>	0.056
				White "I" on green background White "O" on red background		<b>ZB4BW7A3741</b>	0.056
				Black "†" on white background White "‡" on black background		<b>ZB4BW7A1724</b>	0.056
				Black "+" on white background Black "-" on white background		<b>ZB4BW7A1715</b>	0.056
				Without cap (3)		<b>ZB4BW7A9</b>	0.056

1 flush black push  
1 projecting red push  
1 clear central pilot light (4)

				Green background + red background, unmarked		<b>ZB4BW7L3740</b>	0.056
				White "I" on green background White "O" on red background		<b>ZB4BW7L3741</b>	0.056

**Protected™ LED**

#### Heads with black metal bezel

To order, add the suffix 7 to the references selected above. Example: **ZB4BA7120** becomes **ZB4BA71207**.

(1) For the recommended maximum number of contacts constituting the body (fixing collar + contact) associated with the head, consult our website at [www.Schneider-Electric.com](http://www.Schneider-Electric.com).

(2) These caps are fitted by Schneider Electric and cannot be removed without risk of product damage..

(3) Caps to be ordered separately: see page 7.

(4) Color of centrally positioned pilot light determined by the color of the LED incorporated in the body sub-assembly.

(5) Only for use with bodies that include a Protected LED™ light source.

New

General :  
page 3

Characteristics :  
page 10

Dimensions :  
page 10



XB4BA731327



ZB4BA73133



ZB4BA71124



ZBA7235



ZBA7331



ZBA7432



ZBA709

### Triple-headed push buttons <sup>(1) (2)</sup>

Screw clamp terminal connections (Schneider Electric anti-retightening system)

Shape of head	Description	Type of contact	Color and marking of caps <sup>(3)</sup>	Reference	Weight
		N/O			kg

### Complete units

	2 flush black pushes + 1 central projecting red push marked "Stop" in white	1	1	1	White "I" on green background White "II" on green background	<b>ZB4BA731327</b>	0.128
					Black "→" on white background White "←" on black background	<b>ZB4BA711237</b>	0.128

### Heads only

	2 flush black pushes + 1 central projecting red push marked "Stop" in white				White "I" on green background White "II" on green background	<b>ZB4BA73132</b>	0.056
					White "←" on green background White "→" on green background	<b>ZB4BA73133</b>	0.056
					White "↑" on green background White "↓" on green background	<b>ZB4BA73134</b>	0.056
					White "+" on green background White "-" on green background	<b>ZB4BA73135</b>	0.056
					Black "+" on white background Black "-" on white background	<b>ZB4BA71115</b>	0.056
					Black "→" on white background White "←" on black background	<b>ZB4BA71123</b>	0.056
					Black "↑" on white background White "↓" on black background	<b>ZB4BA71124</b>	0.056
					White "↑" on black background White "↓" on black background	<b>ZB4BA72124</b>	0.056
					Without cap <sup>(4)</sup>	<b>ZB4BA791</b>	0.056

### Specific accessories for multiple-headed push buttons

Description	Background color	Marking	Sold in lots of	Reference	Weight
Caps only for clip-on mounting on double or triple-headed push buttons <sup>(5)</sup>	White	Unmarked	10	<b>ZBA71</b>	0.010
		"I" black	10	<b>ZBA7131</b>	0.010
		"→" black	10	<b>ZBA7134</b>	0.010
		"+" black	10	<b>ZBA7138</b>	0.010
	Black	Unmarked	10	<b>ZBA72</b>	0.010
		"O" white	10	<b>ZBA7232</b>	0.010
		"+" white	10	<b>ZBA7233</b>	0.010
		"→" white	10	<b>ZBA7235</b>	0.010
		"I" white	10	<b>ZBA7237</b>	0.010
		Green	Unmarked	10	<b>ZBA73</b>
		"I" white	10	<b>ZBA7331</b>	0.010
		"+" white	10	<b>ZBA7333</b>	0.010
		"↑" white	10	<b>ZBA7335</b>	0.010
		"II" white	10	<b>ZBA7336</b>	0.010
Red	Unmarked	10	<b>ZBA74</b>	0.010	
	"O" white	10	<b>ZBA7432</b>	0.010	
Yellow	Unmarked	10	<b>ZBA75</b>	0.010	
Blue	Unmarked	10	<b>ZBA76</b>	0.010	
Clear silicone boots <sup>(6)</sup>	For 2 flush pushes	–	10	<b>ZBA708</b>	0.055
	For 3 pushes	–	10	<b>ZBA709</b>	0.055
	For 1 flush push + 1 projecting push	–	10	<b>ZBA710</b>	0.055

### Heads with black metal bezel

To order, add the suffix 7 to the references selected above.

Example: **ZB4BA73132** becomes **ZB4BA731327**.

<sup>(1)</sup> For the recommended maximum number of contacts constituting the body (fixing collar + contact) associated with the head, consult our website at [www.Schneider-Electric.com](http://www.Schneider-Electric.com).

<sup>(2)</sup> Not compatible with high power switching contacts and contacts for printed circuit board.

<sup>(3)</sup> These caps are fitted by Schneider Electric and cannot be removed without risk of product damage..

<sup>(4)</sup> Caps to be ordered separately: see accessories on this page.

<sup>(5)</sup> Can be clipped in at 90° steps, through 360°.

<sup>(6)</sup> Can be replaced without dismantling the head.

New

# Control and signaling units, Ø 22

## Harmony™ XB5 plastic

### Multiple-headed push buttons, spring return



XB5AL73415



ZB5AA7121



ZB5AL7341



XB5AW73731M5



ZB5AW7A1721



ZB5AW7A3741

#### Double-headed push buttons <sup>(1)</sup>

Screw clamp terminal connections (Schneider Electric anti-retightening system)

Shape of head	Description	Type of contact		Color and marking of caps <sup>(2)</sup>	Reference	Weight
						kg
		N/O	N/C			
<b>Complete units</b>						
	2 pushes (1 flush black + 1 projecting red)	1	1	White "I" on green background White "O" on red background	<b>XB5AL73415</b>	0.053
<b>Heads only</b>						
	2 flush black pushes			White background + black background, unmarked	<b>ZB5AA7120</b>	0.023
				Black "I" on white background White "O" on black background	<b>ZB5AA7121</b>	0.023
				Green background + red background, unmarked	<b>ZB5AA7340</b>	0.023
				White "I" on green background White "O" on red background	<b>ZB5AA7341</b>	0.023
				Without cap <sup>(3)</sup>	<b>ZB5AA79</b>	0.023
	1 flush black push 1 projecting red push			Green background + red background, unmarked	<b>ZB5AL7340</b>	0.023
				White "I" on green background White "O" on red background	<b>ZB5AL7341</b>	0.023

#### Double-headed push buttons + 1 white central pilot light block <sup>(1)</sup>

Screw clamp terminal connections (Schneider Electric anti-retightening system)

Shape of head	Description	Type of contact		Color and marking of caps <sup>(2)</sup>	Pilot light voltage	Reference	Weight
					V		kg
		N/O	N/C				
<b>Complete units</b>							
	1 flush black push 1 projecting red push 1 white central pilot light block	1	1	White "I" on green background White "O" on red background	24	<b>XB5AW73731B5</b>	0.066
					120	<b>XB5AW73731G5</b>	0.066
					240	<b>XB5AW73731M5</b>	0.066
<b>Heads only <sup>(5)</sup></b>							
	2 flush black pushes 1 clear central pilot light <sup>(4)</sup>			White background + black background, unmarked		<b>ZB5AW7A1720</b>	0.023
				Black "I" on white background White "O" on black background		<b>ZB5AW7A1721</b>	0.023
				Green background + red background, unmarked		<b>ZB5AW7A3740</b>	0.023
				White "I" on green background White "O" on red background		<b>ZB5AW7A3741</b>	0.023
				Black "↑" on white background White "↓" on black background		<b>ZB5AW7A1724</b>	0.023
				Black "+" on white background Black "-" on white background		<b>ZB5AW7A1715</b>	0.023
				Without cap <sup>(3)</sup>		<b>ZB5AW7A9</b>	0.023
	1 flush black push 1 projecting red push 1 clear central pilot light <sup>(4)</sup>			Green background + red background, unmarked		<b>ZB5AW7L3740</b>	0.023
				White "I" on green background White "O" on red background		<b>ZB5AW7L3741</b>	0.023

(1) For the recommended maximum number of contacts constituting the body (fixing collar + contact) associated with the head, consult our website at [www.Schneider-Electric.com](http://www.Schneider-Electric.com).

(2) These caps are fitted by Schneider Electric and cannot be removed without risk of product damage..

(3) Caps to be ordered separately: see page 9.

(4) Color of centrally positioned pilot light determined by the color of the LED incorporated in the body sub-assembly.

(5) Only for use with bodies that include a Protected LED™ light source.

New

General :  
page 3

Characteristics :  
page 10

Dimensions :  
page 10



# Control and signaling units, Ø 22

## Harmony™ XB5 plastic

### Multiple-headed push buttons, spring return



XB5AA731327



ZB5AA73133



ZB5AA71124



ZBA7235



ZBA7331



ZBA7432



ZBA709

#### Triple-headed push buttons <sup>(1) (2)</sup>

Screw clamp terminal connections (Schneider Electric anti-retightening system)

Shape of head	Description	Type of contact	Color and marking of caps <sup>(3)</sup>	Reference	Weight
					kg

#### Complete units

	2 flush black pushes + 1 central projecting red push marked "Stop" in white	1	1	1	White "I" on green background White "II" on green background	<b>ZB5AA731327</b> <sup>(4)</sup>	0.063
					Black "→" on white background White "←" on black background	<b>ZB5AA711237</b> <sup>(4)</sup>	0.063

#### Heads only

	2 flush black pushes + 1 central projecting red push marked "Stop" in white				White "I" on green background White "II" on green background	<b>ZB5AA73132</b> <sup>(4)</sup>	0.023
					White "←" on green background White "→" on green background	<b>ZB5AA73133</b> <sup>(4)</sup>	0.023
					White "†" on green background White "‡" on green background	<b>ZB5AA73134</b> <sup>(4)</sup>	0.023
					White "+" on green background White "-" on green background	<b>ZB5AA73135</b> <sup>(4)</sup>	0.023
					Black "+" on white background Black "-" on white background	<b>ZB5AA71115</b> <sup>(4)</sup>	0.023
					Black "→" on white background White "←" on black background	<b>ZB5AA71123</b> <sup>(4)</sup>	0.023
					Black "†" on white background White "‡" on black background	<b>ZB5AA71124</b> <sup>(4)</sup>	0.023
					White "†" on black background White "‡" on black background	<b>ZB5AA72124</b> <sup>(4)</sup>	0.023
					Without cap <sup>(4)</sup>	<b>ZB5AA791</b> <sup>(4)</sup>	0.023

#### Specific accessories for multiple-headed push buttons

Description	Background color	Marking	Sold in lots of	Reference	Weight
Caps only for clip-on mounting on double- or triple-headed push buttons <sup>(5)</sup>	White	Unmarked	10	<b>ZBA71</b> <sup>(4)</sup>	0.010
		"I" black	10	<b>ZBA7131</b> <sup>(4)</sup>	0.010
		"†" black	10	<b>ZBA7134</b> <sup>(4)</sup>	0.010
		"+" black	10	<b>ZBA7138</b> <sup>(4)</sup>	0.010
	Black	Unmarked	10	<b>ZBA72</b> <sup>(4)</sup>	0.010
		"O" white	10	<b>ZBA7232</b> <sup>(4)</sup>	0.010
		"+" white	10	<b>ZBA7233</b> <sup>(4)</sup>	0.010
		"‡" white	10	<b>ZBA7235</b> <sup>(4)</sup>	0.010
	Green	Unmarked	10	<b>ZBA73</b> <sup>(4)</sup>	0.010
		"I" white	10	<b>ZBA7331</b> <sup>(4)</sup>	0.010
		"+" white	10	<b>ZBA7333</b> <sup>(4)</sup>	0.010
		"†" white	10	<b>ZBA7335</b> <sup>(4)</sup>	0.010
Red	Unmarked	10	<b>ZBA74</b> <sup>(4)</sup>	0.010	
	"O" white	10	<b>ZBA7432</b> <sup>(4)</sup>	0.010	
Yellow	Unmarked	10	<b>ZBA75</b> <sup>(4)</sup>	0.010	
	Unmarked	10	<b>ZBA76</b> <sup>(4)</sup>	0.010	
Clear silicone boots <sup>(6)</sup>	For 2 flush pushes	–	10	<b>ZBA708</b> <sup>(4)</sup>	0.055
	For 3 pushes	–	10	<b>ZBA709</b> <sup>(4)</sup>	0.055
	For 1 flush push + 1 projecting push	–	10	<b>ZBA710</b> <sup>(4)</sup>	0.055

<sup>(1)</sup> For the recommended maximum number of contacts constituting the body (fixing collar + contact) associated with the head, consult our website at [www.Schneider-Electric.com](http://www.Schneider-Electric.com).

<sup>(2)</sup> Not compatible with high power switching contacts and contacts for printed circuit board.

<sup>(3)</sup> These caps are fitted by Schneider Electric and cannot be removed without risk of product damage..

<sup>(4)</sup> Caps to be ordered separately: see accessories on this page.

<sup>(5)</sup> Can be clipped in at 90° steps, through 360°.

<sup>(6)</sup> Can be replaced without dismantling the head.

**(N)** New

General :  
page 3

Characteristics :  
page 10

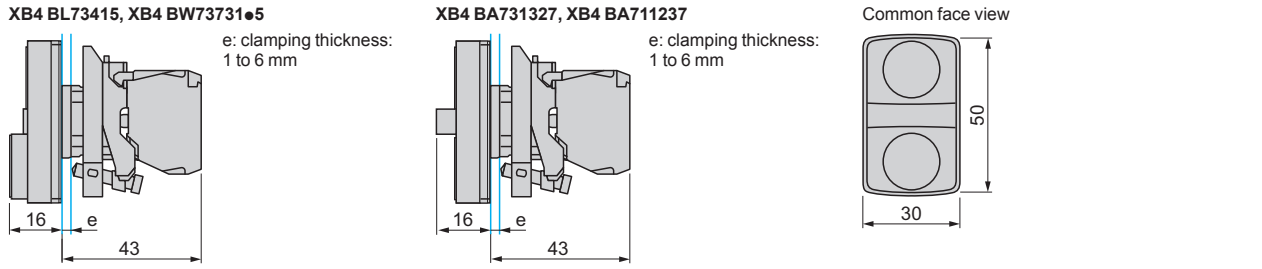
Dimensions :  
page 10

Characteristics (1)		
Protective treatment, standard version		"TH" treatment (tropical finish)
Ambient air temperature around the device	Storage	°C - 40...+ 70
	Operation	°C - 25...+ 70: LED and neon bulb versions
Electric shock protection	According to IEC 61140	Class I
Degree of protection	Conforming to IEC 60529	IP 66, IP 69 K
	Conforming to UL and NEMA	Type 4X and 13, unless otherwise stated
Mechanical shock protection	Conforming to IEC 50102	IK 06
Conforming to standards		EN/IEC 60947-1, EN/IEC 60947-5-1, EN/IEC 60947-5-4, EN/IEC 60947-5-5, UL 508, CSA C22-2 n° 14
Mechanical durability (2)		1 million of operating cycles

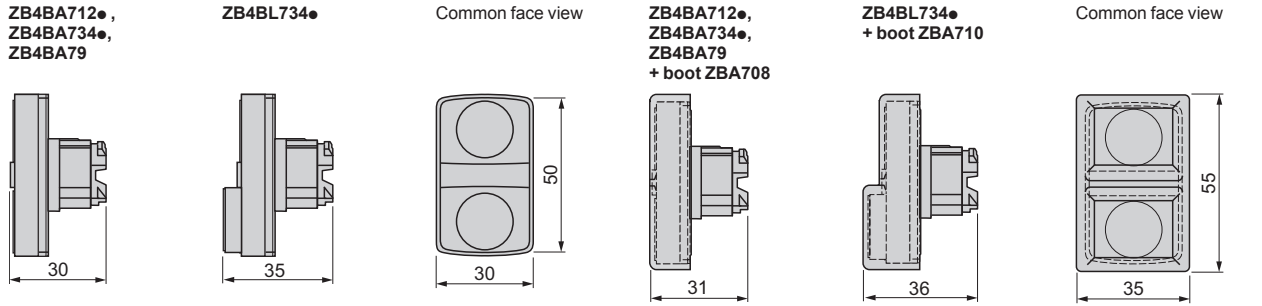
(1) For other technical characteristics, please consult "Control and signaling components" catalog.  
(2) Actual product life will vary based on electrical load, duty cycle, application, and environmental conditions.

**Dimensions (mm)**

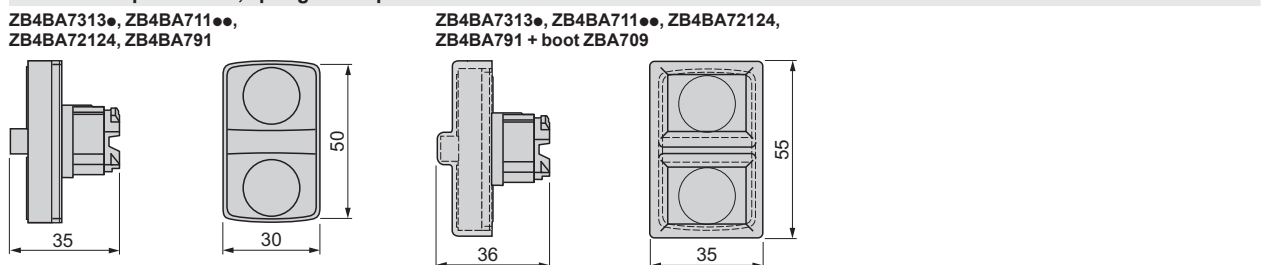
**Multiple-headed push buttons (double or triple), spring return**



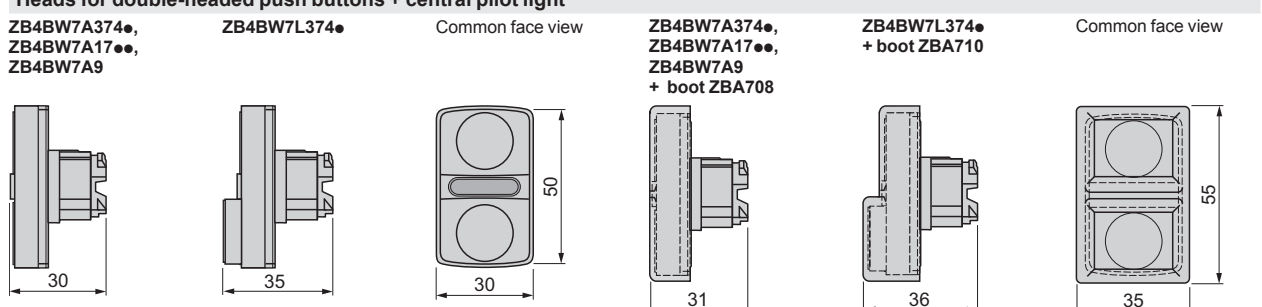
**Heads for double-headed, spring return push buttons**



**Heads for triple-headed, spring return push buttons**



**Heads for double-headed push buttons + central pilot light**



**Characteristics (1)**

Protective treatment, standard version			"TH" treatment (tropical finish)
Ambient air temperature around the device	Storage	°C	- 40... + 70
	Operation	°C	- 25... + 70: LED and neon bulb versions
Electric shock protection	Conforming to IEC 61140		Class I
Degree of protection	Conforming to IEC 60529		IP 66, IP 69 K
	Conforming to NEMA		NEMA Type 4X and 13, unless otherwise stated
Conforming to standards			EN/IEC 60947-1, EN/IEC 60947-5-1, EN/IEC 60947-5-4, EN/IEC 60947-5-5, UL 508, CSA C22-2 n° 14
Mechanical durability (2)			1 million of operating cycles

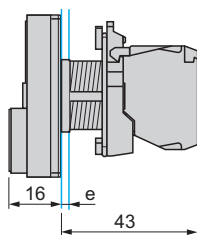
(1) For other technical characteristics, please consult "Control and signaling components" catalog.

(2) Actual product life will vary based on electrical load, duty cycle, application, and environmental conditions.

**Dimensions (mm)**

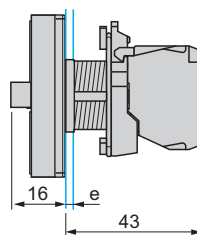
**Multiple-headed push buttons (double or triple), spring return**

**XB5AL73415, XB5AW73731●5**



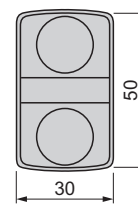
e: clamping thickness:  
1 to 6 mm

**XB5AA731327, XB5AA711237**



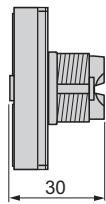
e: clamping thickness:  
1 to 6 mm

Common face view

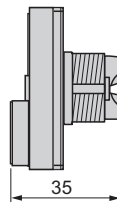


**Heads for double-headed, spring return push buttons**

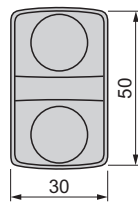
**ZB5AA712●,  
ZB5AA734●,  
ZB5AA79**



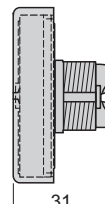
**ZB5AL734●**



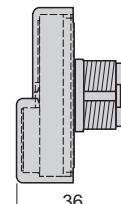
Common face view



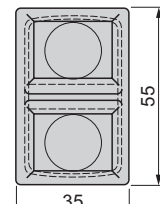
**ZB5AA712●,  
ZB5AA734●,  
ZB5AA79  
+ boot ZBA708**



**ZB5AL734●  
+ boot ZBA710**

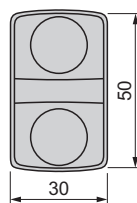
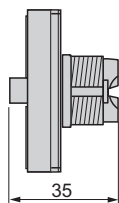


Common face view

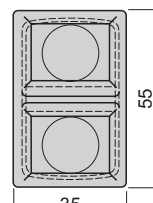
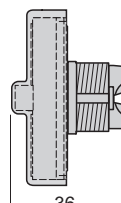


**Heads for triple-headed, spring return push buttons**

**ZB5AA7313●, ZB5AA711●●,  
ZB5AA72124, ZB5AA791**

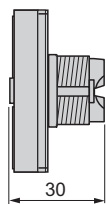


**ZB5AA7313●, ZB5AA711●●, ZB5AA72124,  
ZB5AA791 + boot ZBA709**

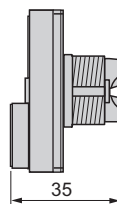


**Heads for double-headed push buttons + central pilot light**

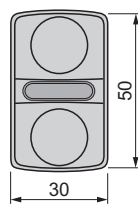
**ZB5AW7A374●,  
ZB5AW7A17●●,  
ZB5AW7A9**



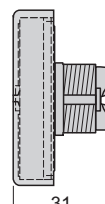
**ZB5AW7L374●**



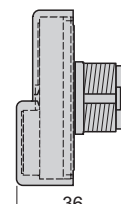
Common face view



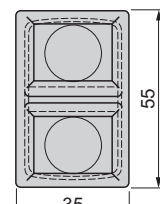
**ZB5AW7A374●,  
ZB5AW7A17●●,  
ZB5AW7A9  
+ boot ZBA708**







**ZB5AW7L374●  
+ boot ZBA710**



Common face view



# > Substitution table

Product type	Old version	New version IP66 only	Notes	
<b>Plastic head Double-headed pushbutton</b>  	ZB5 AA8112	ZB5 AA7120		
	ZB5 AA8212	ZB5 AA7121		
	ZB5 AA8134	ZB5 AA7340		
	ZB5 AA8234	ZB5 AA7341		
	ZB5 AL8334	ZB5 AL7340		
	ZB5 AL8434	ZB5 AL7341		
	ZB5 AL8312		equivalent: ZB5AL7340 or ZB5AA7120	
	ZB5 AL8412		equivalent: ZB5AL7341 or ZB5AA7121	
		ZB5 AA79	new function	
	ZB5 AA9112	ZB5 AA7120		
	ZB5 AA9212	ZB5 AA7121		
	ZB5 AA9134	ZB5 AA7340		
	ZB5 AA9234	ZB5 AA7341		
	ZB5 AL9334	ZB5 AL7340		
	ZB5 AL9434	ZB5 AL7341		
	ZB5 AL9312		equivalent: ZB5AL7340 or ZB5AA7120	
	ZB5 AL9412		equivalent: ZB5AL7341 or ZB5AA7121	
		ZB5 AA79	new function	
	<b>Plastic head Double-headed pushbutton + central pilot light</b>  	ZB5 AW811723	ZB5 AW7A1720	
		ZB5 AW821723	ZB5 AW7A1721	
ZB5 AW813743		ZB5 AW7A3740		
ZB5 AW823743		ZB5 AW7A3741		
ZB5 AW812743			equivalent: ZB5AW7A3740	
ZB5 AW822743			equivalent: ZBAW77A3741	
ZB5 AW833743		ZB5 AW7L3740		
ZB5 AW843743		ZB5 AW7L3741		
ZB5 AW831723			equivalent: ZB5AW7L3740 or ZB5AW7A1720	
ZB5 AW841723			equivalent: ZB5AW7L3741 or ZB5AW7A1721	
ZB5 AW832743			equivalent: ZB5AW7L3740	
ZB5 AW842743			equivalent: ZB5AW7L3741	
		ZB5 AW7A1724	new function	
		ZB5 AW7A1715	new function	
	ZB5 AW7A9	new function		
<b>Plastic head Triple-headed pushbutton</b>  		ZB5 AA73132	new function	
		ZB5 AA73133	new function	
		ZB5 AA73134	new function	
		ZB5 AA73135	new function	
		ZB5 AA71115	new function	
		ZB5 AA71123	new function	
		ZB5 AA71124	new function	
		ZB5 AA72124	new function	
		ZB5 AA791	new function	
	<b>Complete plastic bezel product</b>  	XB5 AL845	XB5 AL73415	version IP66
		XB5 AA731327	new function	
		XB5 AA711237	new function	
XB5 AW84B5		XB5 AW73731B5		
XB5 AW84G5		XB5 AW73731G5		
XB5 AW84M5		XB5 AW73731M5		
XB5 AL945		XB5 AL73415		



Product type	Old version	New version	Notes
<b>Silicone boot</b> 	ZBW008	ZBA710	
	ZBW008F	ZBA708	
	ZBW008W	ZBA708	
		ZBA709	new function

Product type	Old version	New version IP66 only	Notes	
<b>Metal head Double-headed pushbutton</b>  	ZB4 BA8112	ZB4 BA7120		
	ZB4 BA8212	ZB4 BA7121		
	ZB4 BA8134	ZB4 BA7340		
	ZB4 BA8234	ZB4 BA7341		
	ZB4 BL8334	ZB4 BL7340		
	ZB4 BL8434	ZB4 BL7341		
	ZB4 BL8312		equivalent: ZB4BL7340 or ZB4BA7120	
	ZB4 BL8412		equivalent: ZB4BL7341 or ZB4BA7121	
		ZB4 BA79	new function	
	ZB4 BA9112	ZB4 BA7120		
	ZB4 BA9212	ZB4 BA7121		
	ZB4 BA9134	ZB4 BA7340		
	ZB4 BA9234	ZB4 BA7341		
	ZB4 BL9334	ZB4 BL7340		
	ZB4 BL9434	ZB4 BL7341		
	ZB4 BL9312		equivalent: ZB4BL7340 or ZB4BA7120	
	ZB4 BL9412		equivalent: ZB4BL7341 or ZB4BA7121	
		ZB4 BA79	new function	
	<b>Metal head Double-headed pushbutton + central pilot light</b>  	ZB4 BW811723	ZB4 BW7A1720	
		ZB4 BW821723	ZB4 BW7A1721	
ZB4 BW813743		ZB4 BW7A3740		
ZB4 BW823743		ZB4 BW7A3741		
ZB4 BW812743			equivalent: ZB4BW7A3740	
ZB4 BW822743			equivalent: ZB4BW7A3741	
ZB4 BW833743		ZB4 BW7L3740		
ZB4 BW843743		ZB4 BW7L3741		
ZB4 BW831723			equivalent: ZB4 BW7L3740 or ZB4 BW7A1720	
ZB4 BW841723			equivalent: ZB4 BW7L3741 or ZB4 BW7A1721	
ZB4 BW832743			equivalent: ZB4BW7L3740	
ZB4 BW842743			equivalent: ZB4 BW7L3741	
		ZB4 BW7A1724	new function	
	ZB4 BW7A1715	new function		
	ZB4 BW7A9	new function		
<b>Metal head Triple-headed pushbutton</b>  		ZB4 BA73132	new function	
		ZB4 BA73133	new function	
		ZB4 BA73134	new function	
		ZB4 BA73135	new function	
		ZB4 BA71115	new function	
		ZB4 BA71123	new function	
		ZB4 BA71124	new function	
		ZB4 BA72124	new function	
		ZB4 BA791	new function	
<b>Complete metal bezel product</b>  	XB4 BL845	XB4 BL73415		
		XB4 BA731327	new function	
		XB4 BA711237	new function	
	XB4 BW84B5	XB4 BW73731B5		
	XB4 BW84G5	XB4 BW73731G5		
	XB4 BW84M5	XB4 BW73731M5		
	XB4 BL945	XB4 BL73415		





**Schneider Electric USA, Inc.**

8001 Knightdale Blvd.  
Knightdale, NC 27545  
1-888-SquareD  
1-888-778-2733

[www.us.schneider-electric.com](http://www.us.schneider-electric.com)

Schneider Electric™, Harmony™, and Protected LED™ are trademarks or registered trademarks of Schneider Electric and/or its affiliates in the United States and/or other countries. Other marks used herein may be the property of their respective owners.

The information and dimensions in this catalog are provided for the convenience of our customers. While this information is believed to be accurate, Schneider Electric reserves the right to make updates and changes without prior notification and assumes no liability for any errors or omissions.

9001CT1101 03/2011 © 2011 Schneider Electric. All Rights Reserved.