



# Direct Mount Terminals

## Feed Through


### MK 5/2



### KS 2...10

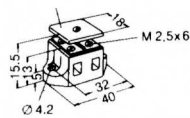


### SLS 2/2 SLS 2/4

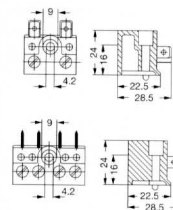
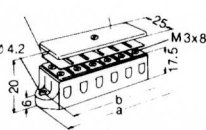


Available Options	Version	Type	Part No.	Type	Part No.	Type	Part No.
	2 pole	MK 5/2 KrG	0243820000	KS 2 KrG	0134420000	SLS 2/2 KrG	0213420000
	3 pole						
	4 pole			KS 4 KrG	0140320000	SLS 2/4 KrG	0240420000
	Slotted 4 pole					SLS 2/4 KrG	0480320000
	6 pole			KS 6 KrG	0140620000		
	10 pole			KS 10 KrG	0141620000		
	12 pole						
	cover	D 2 (for MK 5/2)	0244060000	D 2 (for KS 2)	0134500000		
	cover			D 4 (for KS 4)	0140500000		
	cover			D 6 (for KS 6)	0140800000		
	cover			D 10 (for KS 10)	0141800000		
<b>Dimensions</b>							
Width / Length / Height	mm (in.)	40/18/15.5 (1.57/.71/.61)		See table below		See table below	
Insulation stripping length	mm (in.)	5 (.20)		8 (.32)		8 (.32)	
<b>Technical Data</b>							
Rated voltage / rated current / wire size	UL	300 V / 25 A / #20... 14 AWG		300 V / 25 A / #24...12 AWG		300 V / 10 A / #22... 10 AWG	
	CSA	500 V / 25 A / 2.5 mm <sup>2</sup>		500 V / 36 A / 44 mm <sup>2</sup>		380 VAC / 16 A / 4 mm <sup>2</sup>	
	VDE						
Torque	Nm (in. lb.)	0.4 (3.5)		0.5 (4.5)		1.2 (10.4)	
Clamping screw	M	2.5		3		3.5	

Cover




Marking tag cover



#### Dimensions

Type	a	b
KS 2	42	32
KS 4	66	56
KS 6	90	80
KS 10	138	128

#### Tag Block / Plastic Rivet / Insulating Sleeve



Type	Part No.	Type	Part No.
		IH 2.8	0386060000
		IH 6.3	0386260000

#### Marking Strips

Print	Type	Part No.	Type	Part No.
Printed	ELSb 2	0143200000		
	ELSb 4	0143300000	BSTb 12/4	0248400000
	ELSb 6	0143400000		
	ELSb 10	0143500000		
Unprinted	ELSo 2	0142800000		
	ELSo 4	0142900000		
	ELSo 6	0143000000	BSTo 12/4	0248300000
	ELSo 10	0143100000		