

# TACT Switch™ 6.2 × 6.3mm (Surface Mount Type)

SKHU Series



A wide variety of products including dust-proof type.



Detector

Push

Slide

Rotary

Encoders

Power

Dual-in-line  
Package Type

TACT Switch™

Custom-  
Products

## Product Line

### Vertical Type

Product No.	Operating force	Operating direction	Travel (mm)	Rating (max.)	Rating (min.)	Operating life (5mA 5V DC)	Initial contact resistance	Stem color	Stem height	Minimum order unit (pcs.)	Drawing No.
SKHUAKE010	0.98N	Vertical	0.25	50mA 12V DC	10μA 1V DC	300,000cycles	100mΩ max.	Green	2.5mm	3,000	1
SKHUALE010	1.57N							Black			
SKHUAME010	2.55N							Red			

### With Ground Terminal Type

Product No.	Operating force	Operating direction	Travel (mm)	Rating (max.)	Rating (min.)	Operating life (5mA 5V DC)	Initial contact resistance	Stem color	Stem height	Minimum order unit (pcs.)	Drawing No.
SKHUPKE010	0.98N	Vertical	0.25	50mA 12V DC	10μA 1V DC	300,000cycles	100mΩ max.	Green	2.5mm	3,000	2
SKHUPLE010	1.57N							Black			
SKHUPME010	2.55N							Red			

### Dust-proof Type

Product No.	Operating force	Operating direction	Travel (mm)	Rating (max.)	Rating (min.)	Operating life (5mA 5V DC)	Initial contact resistance	Stem color	Stem height	Minimum order unit (pcs.)	Drawing No.
SKHUBHE010	1.57N	Vertical	0.25	50mA 12V DC	10μA 1V DC	50,000cycles	100mΩ max.	Brown	3.1mm	3,000	3

### Dust-proof and with Ground Terminal Type

Product No.	Operating force	Operating direction	Travel (mm)	Rating (max.)	Rating (min.)	Operating life (5mA 5V DC)	Initial contact resistance	Stem color	Stem height	Minimum order unit (pcs.)	Drawing No.
SKHUQHE010	1.57N	Vertical	0.25	50mA 12V DC	10μA 1V DC	50,000cycles	100mΩ max.	Brown	3.1mm	3,000	4
SKHUQGE010	2.55N							Red			

Sharp  
Feeling

Soft  
Feeling

Snap-in  
Type

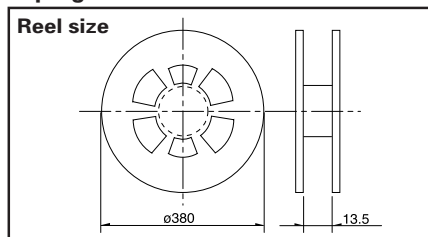
Surface  
Mount Type

Radial  
Type

## Packing Specifications

### Taping

Unit:mm



Number of packages (pcs.)			Tape width (mm)	Export package measurements (mm)
1 reel	1 case /Japan	1 case /export packing		
3,000	30,000	30,000	12	401 × 401 × 214

### Notes

1. Please place purchase orders per minimum order unit N (integer).
2. For φ330mm diameter reel requirements, please contact us.



Automotive  
Use

- Detector
- Push
- Slide
- Rotary
- Encoders
- Power
- Dual-in-line Package Type
- TACT Switch™**
- Custom-Products

- Sharp Feeling**
- Soft Feeling
- Snap-in Type
- Surface Mount Type**
- Radial Type

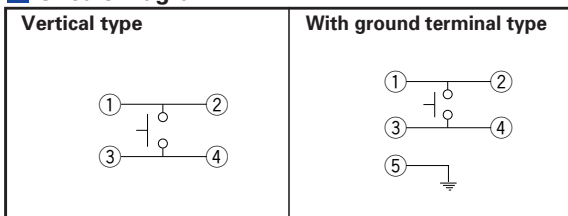


**Dimensions**

Unit:mm

No.	Photo	Style	PC board land dimensions (Viewed from switch mounting face)
1			
2			
3			
4			












**Circuit Diagram**



Refer to P.334 for soldering conditions.

## List of Varieties

### Sharp Feeling Type

Series		SKHU	SKSC	SKRE	SKRT	SKRV	SKRH	SKQU	SKRG	SKQK	SKQN	SKRC	
Detector	Photo												
Push	Type	Surface mount						Radial					
Slide	Features	Dust-proof type is available	Low-profile Horizontal type		Horizontal type	4-direction switch + push switch			Round terminal type	—	Round terminal Horizontal type	Water-proof	
Rotary	Operating direction	Vertical	—		●	●	●	●	●	●	—	●	
Encoders		Horizontal	—	●	●	●	—			●	—		
Power	Dimensions (mm)	W	6.2	3.5	3.9	4.5	6.45	7.35	□10	φ6.2	□6.6	7.3	φ9
		D	6.3	3.55			6.4	7.5				6.85	
		H	2.5	1.25	1.5	3.3	4	5	7.1	4.3	5	7.1	13
Operation force coverage	1N	↕	↕	↕	●	See the relevant pages for respective product descriptions			↕	↕	↕	↕	
	5N												
Travel (mm)		0.25	0.2			See the relevant pages for respective product descriptions			0.25				
Ground terminal		●	—	●	—								
Operating temperature range		-20°C to +70°C SKRV/QK											
		-30°C to +85°C											
Automotive use		○	—						●	—	●	—	
Electrical performance	Insulation resistance	100MΩ min. 100V DC											
	Voltage proof	250V AC for 1min. SKSC/RE/RV/RH : 100V AC for 1min.											
Durability	Vibration	10 to 55 to 10Hz/min., the amplitude is 1.5mm for all the frequencies, in the 3 direction of X, Y and Z for 2hours respectively											
	Lifetime	Shall be in accordance with the individual specification.											
Environmental performance	Cold	-30±2°C for 96h											
	Dry heat	80±2°C for 96h											
	Damp heat	60±2°C, 90 to 95%RH for 96h											
Page		316	318	319	320	483	484	485	321	323	322	324	

W : Width. The total dimension excluding terminal portion.  
 D : Depth. The total dimension excluding terminal portion.  
 H : Height. The minimum dimension if there is difference in product variety.

- TACT Switch™ Soldering Conditions .....334
- TACT Switch™ Cautions .....335
- Product Line of Knobs for TACT Switch™ .....336

### Notes

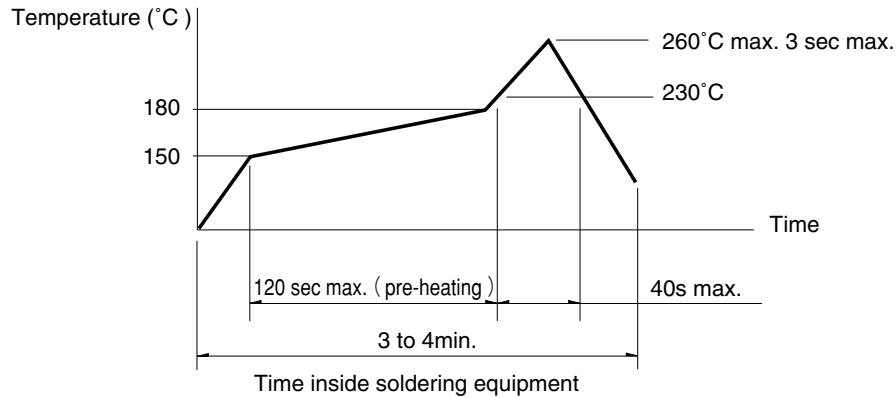
- The automotive operating temperature range to be individually discussed upon request.
- marks in "Available for automotive use" indicate that some of the series products can work at the operating temperature range from -40°C to +85°C, ●marks in "Available for automotive use" indicate that all of the series products can work at the operating temperature range from -40°C to +85°C.

## Soldering Conditions

### Condition for Reflow

Available for Surface Mount Type.

1. Heating method: Double heating method with infrared heater.
2. Temperature measurement: Thermocouple 0.1 to 0.2φ CA (K) or CC (T) at solder joints (copper foil surface). A heat resistive tape should be used to fix thermocouple.
3. Temperature profile



### Notes

1. The above temperature shall be measured of the top of switch. There are cases where the PC board's temperature greatly differs from that of the switch, depending on the material, size, thickness of PC boards and others. The above-stated conditions shall also apply to switch surface temperatures.
2. Soldering conditions differ depending on reflow soldering machines. Prior verification of soldering condition is highly recommended.

### Conditions for Auto-dip

Available for Snap-in Type and Radial Type  
(Except, SKHL, SKQJ, SKQK, SKEG series)

Items	Condition
Flux built-up	Mounting surface should not be exposed to fluk
Preheating temperature	Ambient temperature of the soldered surface of PC board. 100°C max.
Preheating time	60s max.
Soldering temperature	260°C max.
Duration of immersion	5s max.
Number of soldering	2times max.

### Notes

1. Consult with us for availability of TACT Switch™ washing.
2. Prevent flux penetration from the top side of the TACT Switch™.
3. Switch terminals and a PC board should not be coated with flux prior to soldering.
4. The second soldering should be done after the switch is stable with normal temperature.
5. Use the flux with a specific gravity of min 0.81.  
(EC-19S-8 by TAMURA Corporation, or equivalents.)

### Manual Soldering (Except SKRT Series)

Items	Condition
Soldering temperature	350°Cmax.
Duration of soldering	3s max.
Capacity of soldering iron	60W max.

Detector

Push

Slide

Rotary

Encoders

Power

Dual-in-line  
Package Type

TACT Switch™

Custom-  
Products

Sharp  
Feeling

Soft  
Feeling

Snap-in  
Type

Surface  
Mount Type

Radial  
Type