

Power Inductors



Vol. 14



- All specifications in this catalog and production status of products are subject to change without notice. Prior to the purchase, please contact TOKIN for updated product data.
- Please request for a specification sheet for detailed product data prior to the purchase.
- Before using the product in this catalog, please read "Precautions" and other safety precautions listed in the printed version catalog.

Contents

SMD Type Inductors	3
SMD Type	
Large-Current Power Inductors MPC Series	4
Large-Current Power Inductors MPCG Series	9
Large-Current Power Inductors MPCH Series	12
Large-Current Power Inductors MPLC Series	16
Large-Current Power Inductors MPLCG Series	18
Large-Current Power Inductors MPLCH Series	21
Power Inductor for Automotive Application MPLCV Series	24
Large-Current Power Inductors C.PI Series	26
Leadless Power Inductors PLC-0735 Series	29
Leadless Power Inductors PLC-0745 Series	32
Leadless Power Inductors PLC-0755 Series	35
Leadless Power Inductors PLC-0760 Series	38
Leadless Power Inductors PLC-1035 Series	41
Leadless Power Inductors PLC-1045 Series	44
Leadless Power Inductors PLC-1055 Series	47
Leadless Power Inductors PLC-1060 Series	50
Leadless Power Inductors PLC-1235 Series	53
Leadless Power Inductors PLC-1245 Series	56
Leadless Power Inductors PLC-1255 Series	59
SN-S3M Series	62
Leadless Power Inductors H.DI-0520 Series	64
Leadless Power Inductors H.DI-0630 Series	66
Leadless Power Inductors H.DI-0740 Series	68
Leadless Power Inductors H.DI-0940 Series	70
Leadless Power Inductors H.DI-1040 Series	72
Leadless Power Inductors H.DI-1240 Series	74
Leadless Power Inductors H.DI-1245G Series	76
Leadless Power Inductors H.DI-1280G Series	78
Precautions	80
DIP Type	
OH Coils	81
SHP Coils	83
SBC Coils	84
SBCP-47HY Coils	90
SBCP-87HY Coils	92
SBCP-80HY Coils	94
SBCP-11HY Coils	96
SBCP-14HY Coils	98
SBPSC Coils 11R310・12R817 Series	100



- All specifications in this catalog and production status of products are subject to change without notice. Prior to the purchase, please contact TOKIN for updated product data.
- Please request for a specification sheet for detailed product data prior to the purchase.
- Before using the product in this catalog, please read "Precautions" and other safety precautions listed in the printed version catalog.

SMD Type Inductors

Series name	Dimensions (mm)	Inductance (μH)	Rated current (A)	Major features and applications	Page	
MPC Series	8×6.7×3~5 11.5×10×4 11.7×10×5.5 14.5×12.5×5	0.20~0.68 0.36~0.88 0.36.1 0.36~0.5	17~23 17~25.5 18.5~32 35~38	HighSpeed/large current DC/DC Converter	4	
MPCG Series	8×6.7×3~4 11.5×10×4	0.40~0.42 0.36~0.88	16~22 17~25	HighSpeed/large current DC/DC Converter	9	
MPCH Series	8×6.7×3~4 11.5×10×4 11.7×10×5.5 12.0×10.3×6 14.3×12.5×5	0.12~0.36 0.22~1 1.3 0.45 1.5	23~31 17~32 18.5 32 21	Large-Current Inductors	12	
MPLC Series	7.7×6.7×3 11.5×10×4	1~4.7 1~4.7	5~10.6 8~14.3	Large-Current Inductors	16	
MPLCG Series	5.5×5×3 7.5×6.7×3	0.22~4.7 0.22~10	3.1~14.1 3.4~21.4	Large-Current Inductors	18	
MPLCH Series	5.5×5×2 7.5×6.7×1.8 7.8×6.7×4	0.22~2.2 0.22~4.7 1~4.7	3.5~10.1 3.6~16.1 5.8~13.6	Large-Current Inductors	21	
MPLCV Series	7.9×6.7×4.5~5.4 11.5×10.0×5.4	4.7~47 10~22	2.1~6.3 5.5~7.1	Inductor for ECU (Automotive)	24	
C.PI Series	13.5×14×5.5~6.5 10×10.4×5	0.7~2.7 0.55~2.2	13~26 11~19	DC/DC converters for notebook PCs	26	
SN-S3M Series	10×7×4.7	0.8~23	0.5~2	Compact size, noise suppression	62	
PLC-0735 Series	7.5×8×3.5	2~33	1.6~5	Magnetic shielded type, DC/DC converters	29	
PLC-0745 Series	7.5×8×4.5	2~33	1.7~5.1		32	
PLC-0755 Series	7.5×8×5.5	2~33	1.9~6.4		35	
PLC-0760 Series	7.5×8×6	2~33	1.9~6.5		38	
PLC-1035 Series	10.2×10.7×3.5	2~33	1.5~6		41	
PLC-1045 Series	10.2×10.7×4.5	2~33	2.2~6.9		44	
PLC-1055 Series	10.2×10.7×5.5	2~33	2.7~8.2		47	
PLC-1060 Series	10.2×10.7×6	2~33	2.3~6.7		50	
PLC-1235 Series	12.5×13×3.5	2~33	1.8~6.7		53	
PLC-1245 Series	12.5×13×4.5	2~33	2.9~7.4		56	
PLC-1255 Series	12.5×13×5.5	2~33	3.4~7.8		59	
H.DI-0520 Series	5×5×1.8	1.2~100	0.2~3.4		Magnetic shielded type, DC/DC converters	64
H.DI-0630 Series	6×5.9×2.8	1.3~100	0.45~2.7			66
H.DI-0740 Series	7.1×7.1×3.8	1.2~100	0.5~4.5	68		
H.DI-0940 Series	9.5×9.5×4	6.8~1000	0.28~3.4	70		
H.DI-1040 Series	10.2×10.2×3.8	1.5~100	1.3~7.3	72		
H.DI-1240 Series	12.5×12.5×4	2.2~1000	0.35~5.1	74		
H.DI-1245G Series	12.5×12.5×4.5	10~220	0.85~4.5	76		
H.DI-1280G Series	12.5×12.5×8	1.7~220	1.3~8.5	78		



- All specifications in this catalog and production status of products are subject to change without notice. Prior to the purchase, please contact TOKIN for updated product data.
- Please request for a specification sheet for detailed product data prior to the purchase.
- Before using the product in this catalog, please read "Precautions" and other safety precautions listed in the printed version catalog.

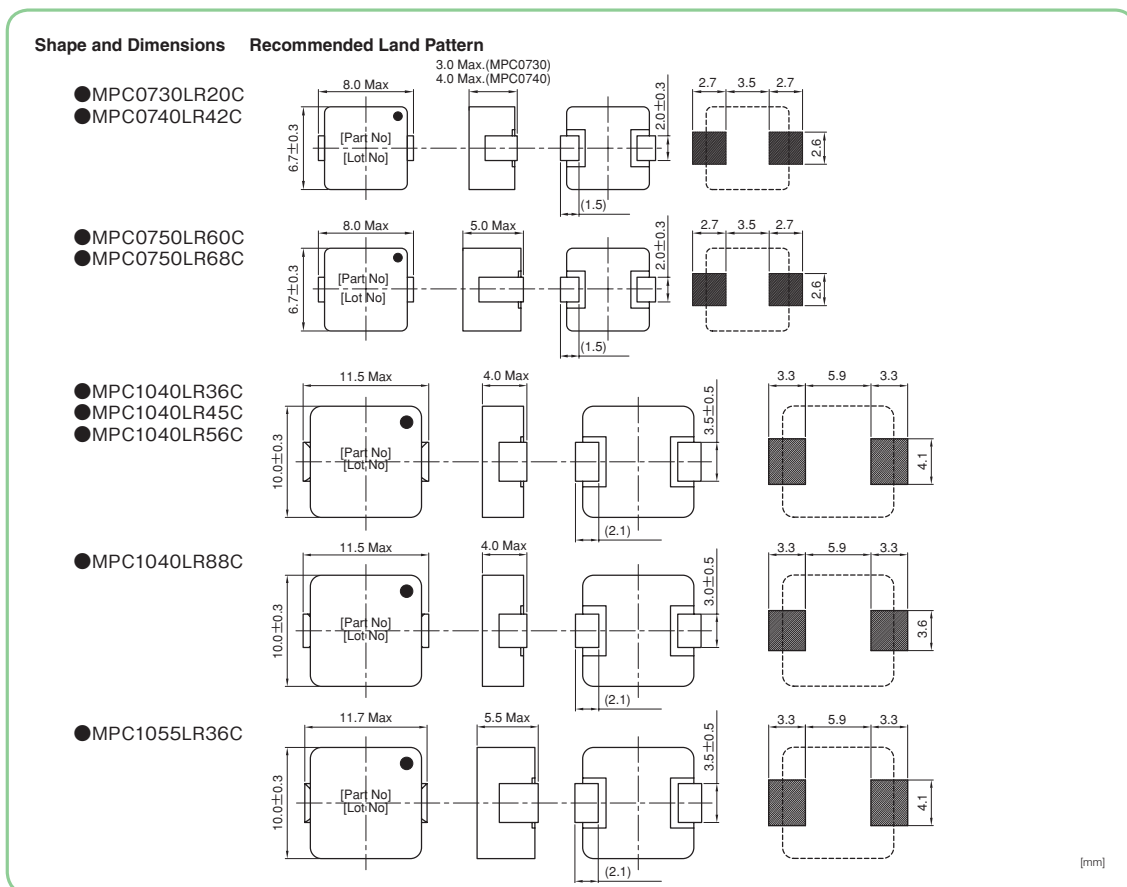
Large-Current Power Inductors MPC Series

[RoHS Compliant]

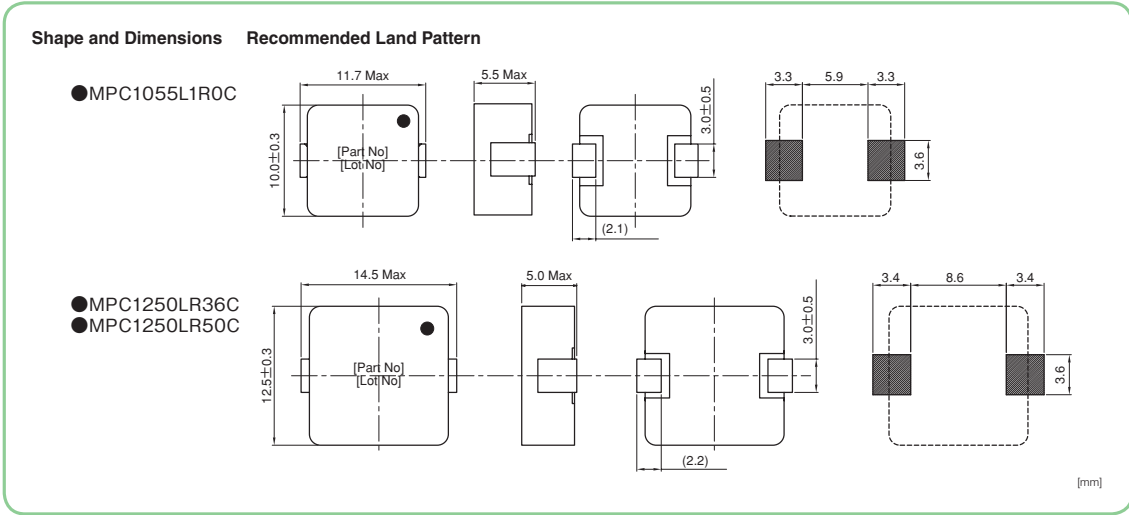


Model	Inductance (μH) at 100kHz	DC resistance (mΩ) typ.	Rated current (A)	
			I _{rms} *1 (Ref.)	I _{sat} *2 (Ref.)
MPC0730LR20C	0.20±25%	1.20±10%	23.0	17.5
MPC0740LR42C	0.42±20%	1.55±10%	22.0	20.0
MPC0750LR60C	0.60±20%	2.30±10%	17.0	19.0
MPC0750LR68C	0.68±20%	2.20±10%	18.0	16.0
MPC1040LR36C	0.36±20%	1.05±10%	25.5	30.0
MPC1040LR45C	0.45±20%	1.10±10%	25.0	27.0
MPC1040LR56C	0.56±20%	1.30±10%	23.0	25.0
MPC1040LR88C	0.88±20%	2.30±10%	17.0	24.0
MPC1055LR36C	0.36±20%	0.75±10%	32.0	35.0
MPC1055LR1R0C	1.00±20%	2.30±10%	18.5	21.0
MPC1250LR36C	0.36±20%	0.65±10%	38.0	40.0
MPC1250LR50C	0.50±20%	0.80±10%	35.0	40.0

*1 T=40K rise at rated current. *2 Inductance drop 20% at rated current.
●Operating temperature range: -20 to +120°C (Including self-temperature rise)



- All specifications in this catalog and production status of products are subject to change without notice. Prior to the purchase, please contact TOKIN for updated product data.
- Please request for a specification sheet for detailed product data prior to the purchase.
- Before using the product in this catalog, please read "Precautions" and other safety precautions listed in the printed version catalog.

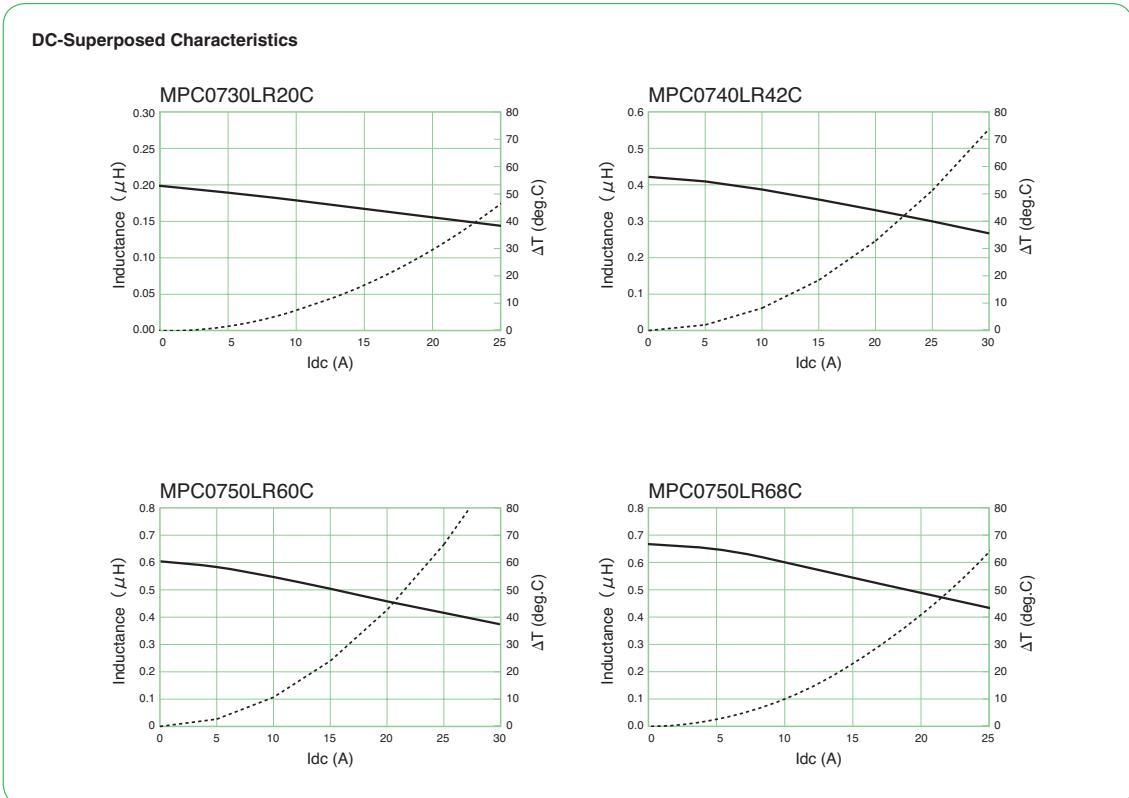


Numbering System

MPC - 1040 - LR36C

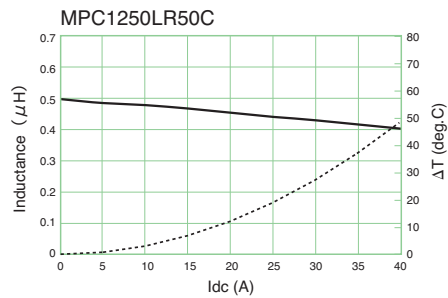
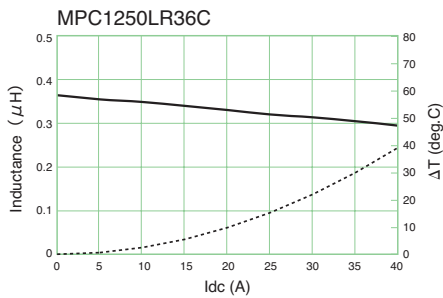
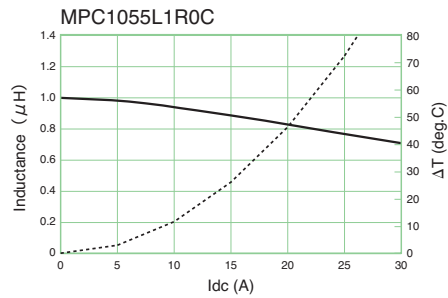
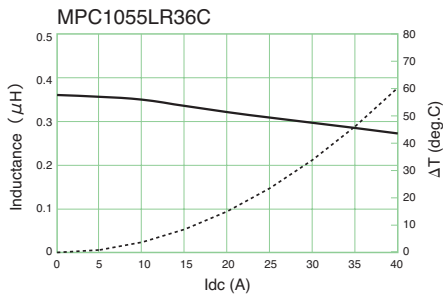
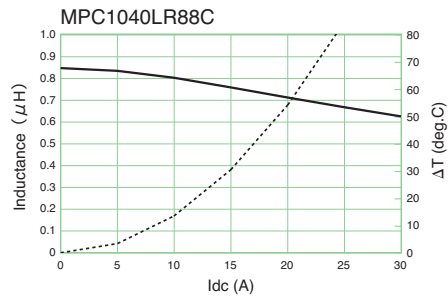
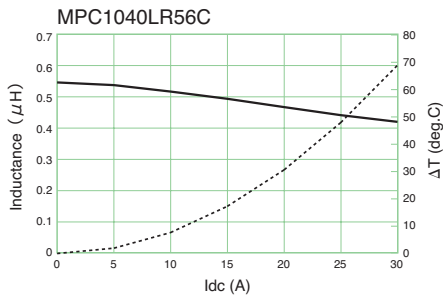
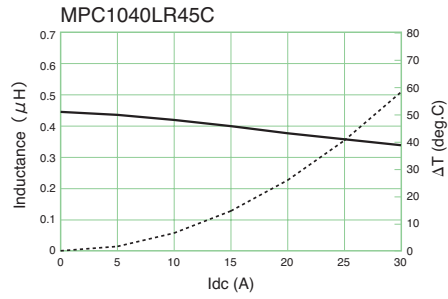
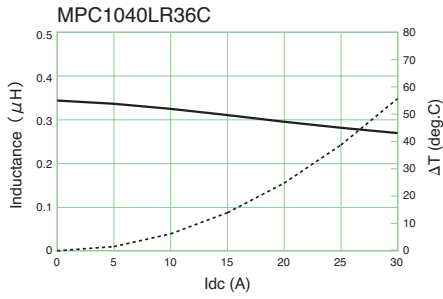
① ② ③

① Series
② Dimensions 10--WxD:11.5x10 mm 40--H:4.0 mm
③ Inductance R36--0.36μH



- All specifications in this catalog and production status of products are subject to change without notice. Prior to the purchase, please contact TOKIN for updated product data.
- Please request for a specification sheet for detailed product data prior to the purchase.
- Before using the product in this catalog, please read "Precautions" and other safety precautions listed in the printed version catalog.

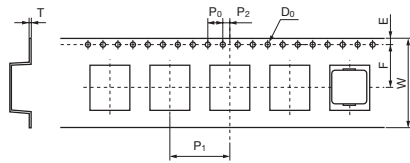
DC-Superposed Characteristics



- All specifications in this catalog and production status of products are subject to change without notice. Prior to the purchase, please contact TOKIN for updated product data.
- Please request for a specification sheet for detailed product data prior to the purchase.
- Before using the product in this catalog, please read "Precautions" and other safety precautions listed in the printed version catalog.

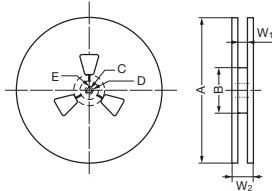
MPC0730, MPC0740, MPC0750 Series (1000pcs./reel)

Dimensions of indented square hole plastic tape



[mm]							
W	F	E	P ₁	P ₂	P ₀	D ₀	T
±0.2	±0.1	±0.1	±0.1	±0.1	±0.1	±0.05	±0.05
16.0	7.5	1.75	12.0	2.0	4.0	1.55	0.4

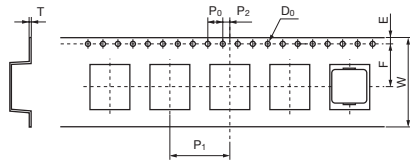
Reel dimensions



[mm]							
A	B	C	D	E	r	W ₁	W ₂
±2.0	±1.0	±0.2	±0.8	±0.5		±1.0	±1.0
330	80	13.0	21.0	2.0	R1.0	17.5	21.5

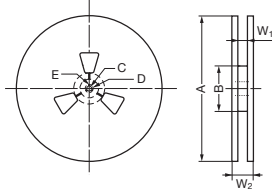
MPC1040 Series (500pcs./reel)

Dimensions of indented square hole plastic tape



[mm]							
W	F	E	P ₁	P ₂	P ₀	D ₀	T
±0.3	±0.1	±0.1	±0.1	±0.1	±0.1	±0.05	±0.05
24.0	11.5	1.75	16.0	2.0	4.0	1.55	0.4

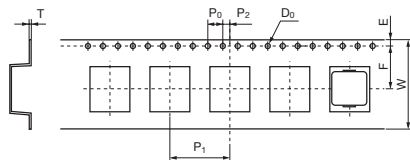
Reel dimensions



[mm]							
A	B	C	D	E	r	W ₁	W ₂
±5.0	±5.0	±0.5	±1.0	±0.5		±2.0	±3.0
330	80	13.5	21.0	2.0	R1.0	24.4	30.4

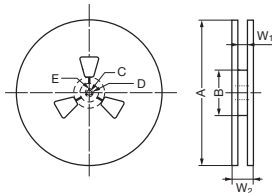
MPC1055 Series (500pcs./reel)

Dimensions of indented square hole plastic tape



[mm]							
W	F	E	P ₁	P ₂	P ₀	D ₀	T
±0.2	±0.1	±0.1	±0.1	±0.1	±0.1	±0.05	±0.05
24.0	11.5	1.75	24.0	2.0	4.0	1.55	0.4

Reel dimensions



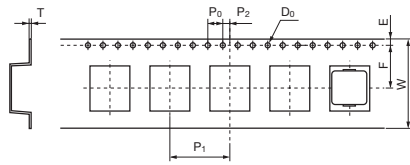
[mm]							
A	B	C	D	E	r	W ₁	W ₂
±2.0	±1.0	±0.5	±0.8	±0.5		±2.0	±3.0
380	100	13.0	21.0	2.0	R1.0	24.4	30.4



- All specifications in this catalog and production status of products are subject to change without notice. Prior to the purchase, please contact TOKIN for updated product data.
- Please request for a specification sheet for detailed product data prior to the purchase.
- Before using the product in this catalog, please read "Precautions" and other safety precautions listed in the printed version catalog.

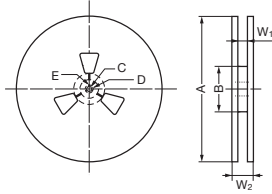
MPC1250 Series (500pcs./reel)

Dimensions of indented square hole plastic tape



								[mm]
W	F	E	P ₁	P ₂	P ₀	D ₀	T	
±0.4	±0.2	±0.2	±0.2	±0.2	±0.2	±0.02	±0.1	
24.0	11.5	1.75	24.0	2.0	4.0	1.5	0.4	

Reel dimensions



								[mm]
A	B	C	D	E	r	W ₁	W ₂	
±2.0	±5.0	±0.5	±0.8	±0.5		±2.0	±3.0	
380	100	13.0	21.0	2.0	R1.0	25.5	28.5	



- All specifications in this catalog and production status of products are subject to change without notice. Prior to the purchase, please contact TOKIN for updated product data.
- Please request for a specification sheet for detailed product data prior to the purchase.
- Before using the product in this catalog, please read "Precautions" and other safety precautions listed in the printed version catalog.

Large-Current Power Inductors

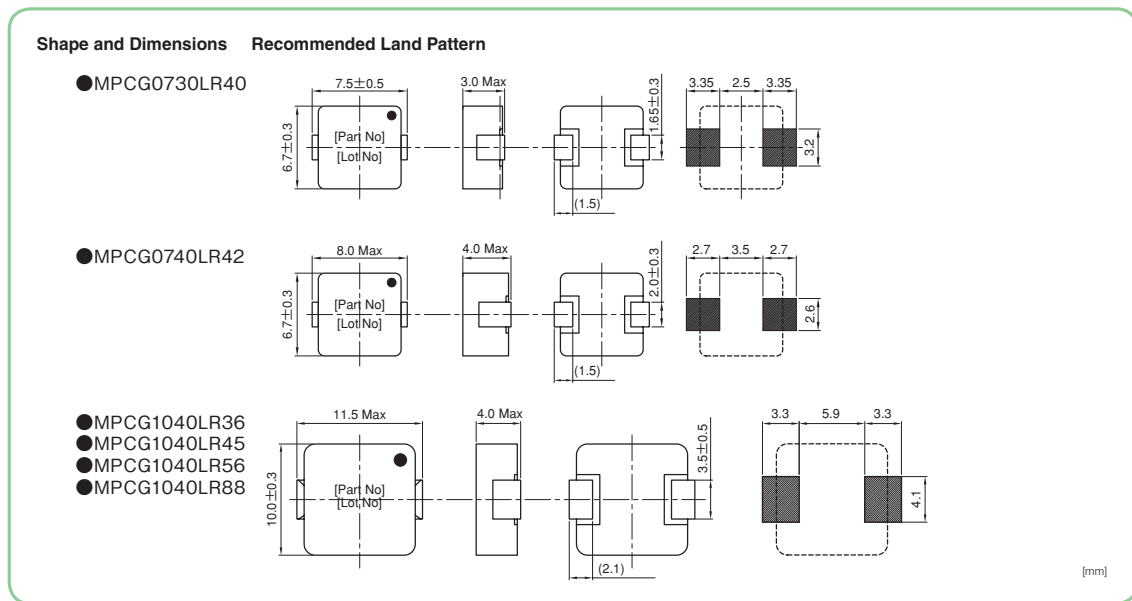
MPCG Series <Low-Loss Series>

[RoHS Compliant]



Model	Inductance (μH) at 100kHz	DC resistance (mΩ) typ.	Rated current (A)	
			I _{rms} *1 (Ref.)	I _{sat} *2 (Ref.)
MPCG0730LR40	0.40±20%	2.60±10%	16.0	16.0
MPCG0740LR42	0.42±20%	1.55±10%	22.0	20.0
MPCG1040LR36	0.36±20%	1.05±10%	25.0	30.0
MPCG1040LR45	0.45±20%	1.10±10%	25.0	27.0
MPCG1040LR56	0.56±20%	1.30±10%	23.0	23.0
MPCG1040LR88	0.88±20%	2.30±10%	17.0	19.0

*1 T=40K rise at rated current. *2 Inductance drop 20% at rated current.
 ●Operating temperature range: -20 to +120°C (Including self-temperature rise)



Numbering System

MPCG - 1040 - LR36

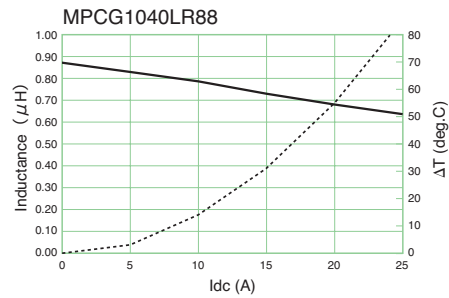
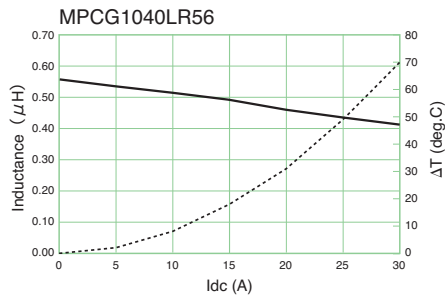
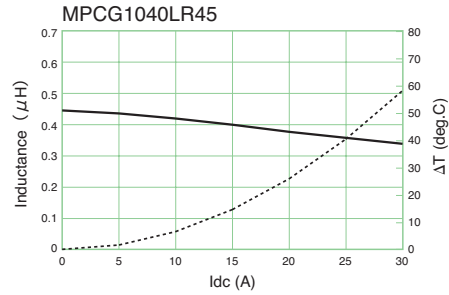
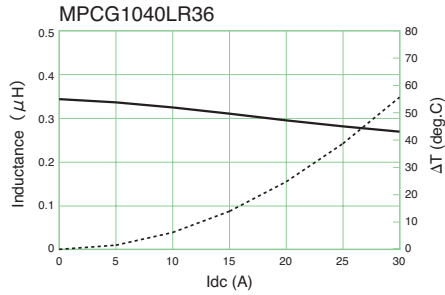
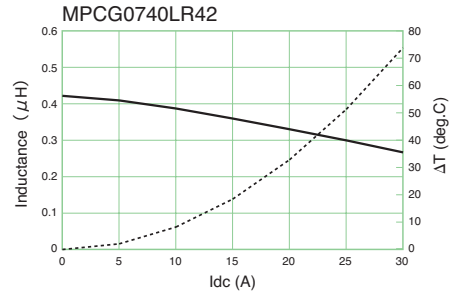
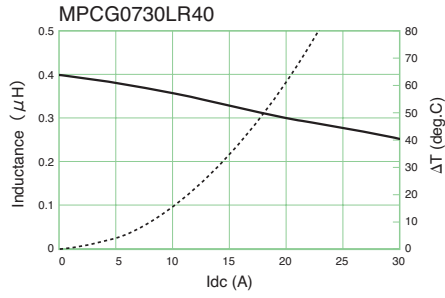
- ①
- ②
- ③

- ① Series
- ② Dimensions 10--WxD:11.5x10 mm 40--H:4.0 mm
- ③ Inductance R36--0.36μH



- All specifications in this catalog and production status of products are subject to change without notice. Prior to the purchase, please contact TOKIN for updated product data.
- Please request for a specification sheet for detailed product data prior to the purchase.
- Before using the product in this catalog, please read "Precautions" and other safety precautions listed in the printed version catalog.

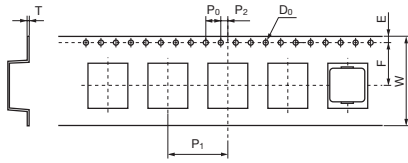
DC-Superposed Characteristics



- All specifications in this catalog and production status of products are subject to change without notice. Prior to the purchase, please contact TOKIN for updated product data.
- Please request for a specification sheet for detailed product data prior to the purchase.
- Before using the product in this catalog, please read "Precautions" and other safety precautions listed in the printed version catalog.

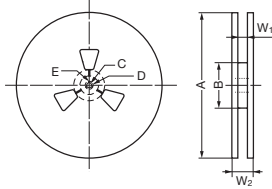
MPCG0730, MPCG0740 Series (1000pcs./reel)

Dimensions of indented square hole plastic tape



[mm]							
W	F	E	P ₁	P ₂	P ₀	D ₀	T
±0.2	±0.1	±0.1	±0.1	±0.1	±0.1	±0.05	±0.05
16.0	7.5	1.75	12.0	2.0	4.0	1.55	0.4

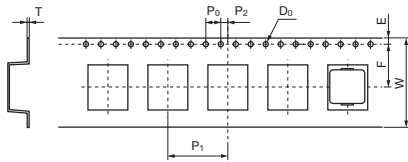
Reel dimensions



[mm]							
A	B	C	D	E	r	W ₁	W ₂
±2.0	±1.0	±0.2	±0.8	±0.5		±1.0	±1.0
330	80	13.0	21.0	2.0	R1.0	17.5	21.5

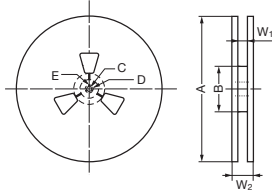
MPCG1040 Series (500pcs./reel)

Dimensions of indented square hole plastic tape



[mm]							
W	F	E	P ₁	P ₂	P ₀	D ₀	T
±0.3	±0.1	±0.1	±0.1	±0.1	±0.1	±0.05	±0.05
24.0	11.5	1.75	16.0	2.0	4.0	1.55	0.4

Reel dimensions



[mm]							
A	B	C	D	E	r	W ₁	W ₂
±5.0	±5.0	±0.5	±1.0	±0.5		±2.0	±3.0
330	80	13.5	21.0	2.0	R1.0	24.4	30.4



- All specifications in this catalog and production status of products are subject to change without notice. Prior to the purchase, please contact TOKIN for updated product data.
- Please request for a specification sheet for detailed product data prior to the purchase.
- Before using the product in this catalog, please read "Precautions" and other safety precautions listed in the printed version catalog.

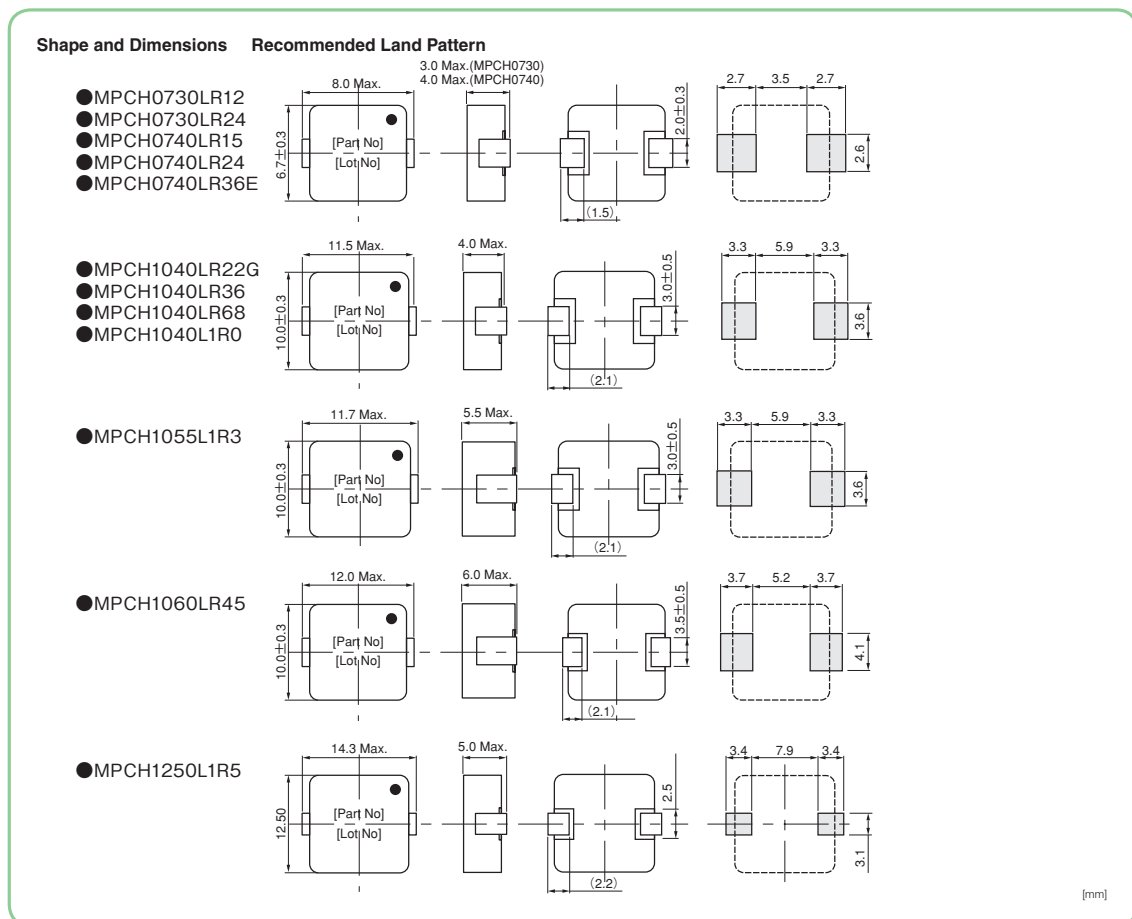
Large-Current Power Inductors MPCH Series

[RoHS Compliant]



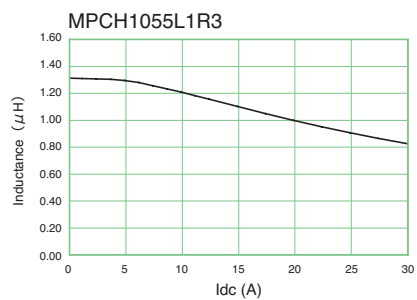
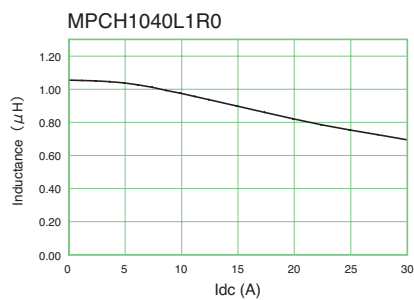
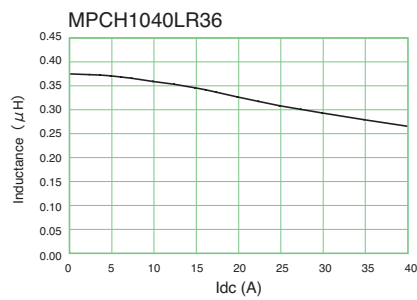
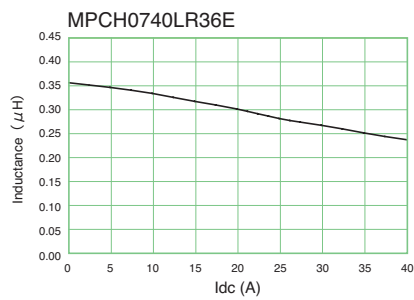
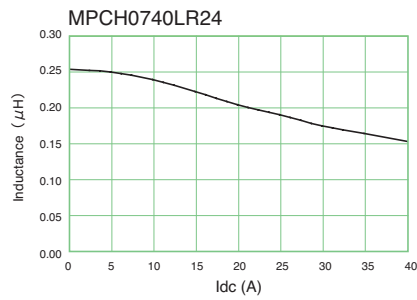
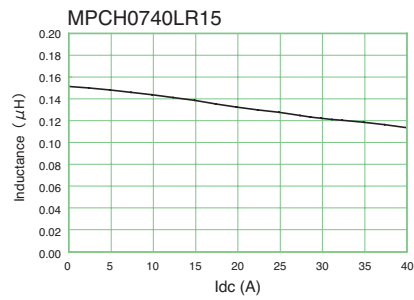
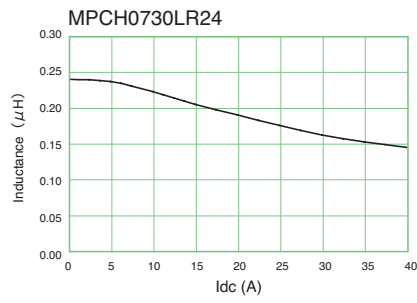
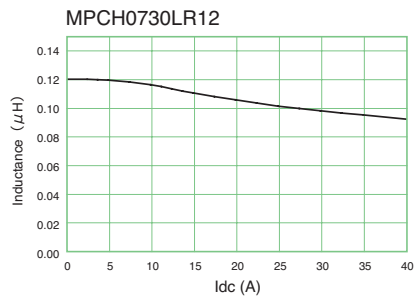
Model	Inductance L (μH) at 100kHz	DC resistance RDC (mΩ)	Rated current (A)	
			I _{rms} *1 (Ref.)	I _{sat} *2 (Ref.)
MPCH0730LR12	0.12±20%	0.65±10%	31.0	32.0
MPCH0730LR24	0.24±20%	1.20±10%	23.0	18.5
MPCH0740LR15	0.15±20%	0.93±10%	29.0	31.0
MPCH0740LR24	0.24±20%	0.96±10%	27.0	20.0
MPCH0740LR36E	0.36±20%	1.42±10%	23.0	22.0
MPCH1040LR22G	0.22±20%	0.65±10%	32.0	35.0
MPCH1040LR36	0.36±20%	0.88±10%	28.0	24.0
MPCH1040LR68	0.68±20%	1.35±10%	22.0	24.0
MPCH1040LR1R0	1.00±20%	2.30±10%	17.0	17.0
MPCH1055LR1R3	1.30±20%	2.30±10%	18.5	17.0
MPCH1060LR45	0.45±20%	0.76±10%	32.0	32.0
MPCH1250LR1R5	1.50±20%	2.20±10%	21.0	21.0

*1 T=40K rise at rated current. *2 Inductance drop 20% at rated current.
● Operating temperature range: -20 to +120°C (Including self-temperature rise)



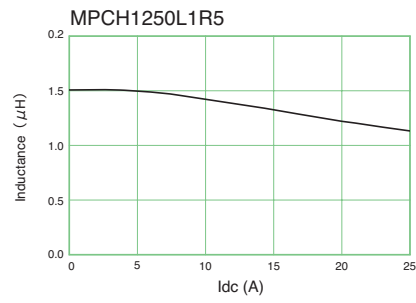
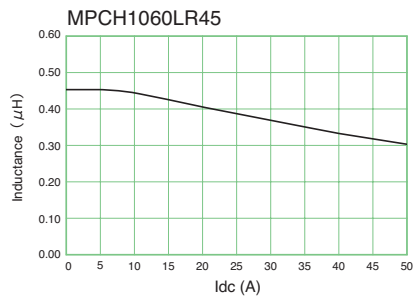
- All specifications in this catalog and production status of products are subject to change without notice. Prior to the purchase, please contact TOKIN for updated product data.
- Please request for a specification sheet for detailed product data prior to the purchase.
- Before using the product in this catalog, please read "Precautions" and other safety precautions listed in the printed version catalog.

DC-Superposed Characteristics



- All specifications in this catalog and production status of products are subject to change without notice. Prior to the purchase, please contact TOKIN for updated product data.
- Please request for a specification sheet for detailed product data prior to the purchase.
- Before using the product in this catalog, please read "Precautions" and other safety precautions listed in the printed version catalog.

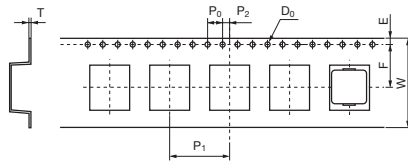
DC-Superposed Characteristics



- All specifications in this catalog and production status of products are subject to change without notice. Prior to the purchase, please contact TOKIN for updated product data.
- Please request for a specification sheet for detailed product data prior to the purchase.
- Before using the product in this catalog, please read "Precautions" and other safety precautions listed in the printed version catalog.

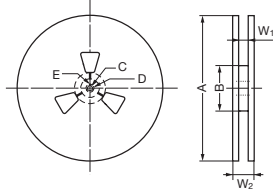
MPCH0730, MPCH0740 Series (1000pcs./reel)

Dimensions of indented square hole plastic tape



[mm]							
W	F	E	P ₁	P ₂	P ₀	D ₀	T
±0.2	±0.1	±0.1	±0.1	±0.1	±0.1	±0.05	±0.05
16.0	7.5	1.75	12.0	2.0	4.0	1.55	0.4

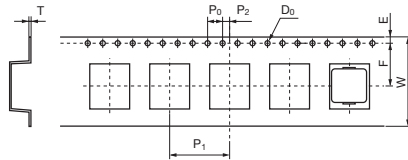
Reel dimensions



[mm]							
A	B	C	D	E	r	W ₁	W ₂
±2.0	±1.0	±0.2	±0.8	±0.5		±1.0	±1.0
330	80	13.0	21.0	2.0	R1.0	17.5	21.5

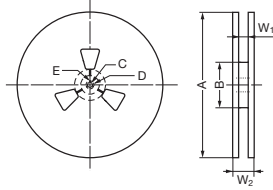
MPCH1040 Series (500pcs./reel)

Dimensions of indented square hole plastic tape



[mm]							
W	F	E	P ₁	P ₂	P ₀	D ₀	T
±0.3	±0.1	±0.1	±0.1	±0.1	±0.1	±0.05	±0.05
24.0	11.5	1.75	16.0	2.0	4.0	1.55	0.4

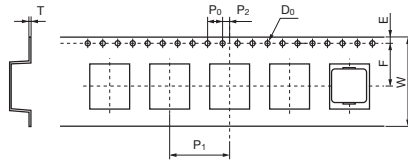
Reel dimensions



[mm]							
A	B	C	D	E	r	W ₁	W ₂
±5.0	±5.0	±0.5	±1.0	±0.5		±2.0	±3.0
330	80	13.5	21.0	2.0	R1.0	24.4	30.4

MPCH1055, MPCH1060, MPCH1250 Series (500pcs./reel)

Dimensions of indented square hole plastic tape

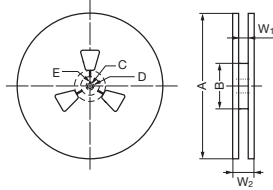


MPCH1055 Series [mm]							
W	F	E	P ₁	P ₂	P ₀	D ₀	T
±0.2	±0.1	±0.1	±0.1	±0.1	±0.1	±0.05	±0.05
24.0	11.5	1.75	24.0	2.0	4.0	1.55	0.4

MPCH1060 Series [mm]							
W	F	E	P ₁	P ₂	P ₀	D ₀	T
±0.2	±0.1	±0.1	±0.1	±0.1	±0.1	±0.05	±0.05
24.0	11.5	1.75	24.0	2.0	4.0	1.55	0.4

MPCH1250 Series [mm]							
W	F	E	P ₁	P ₂	P ₀	D ₀	T
±0.2	±0.1	±0.1	±0.1	±0.1	±0.1	±0.05	±0.05
24.0	11.5	1.75	24.0	2.0	4.0	1.55	0.4

Reel dimensions



[mm]							
A	B	C	D	E	r	W ₁	W ₂
±2.0	±1.0	±0.5	±0.8	±0.5		±2.0	±3.0
380	100	13.0	21.0	2.0	R1.0	24.4	30.4



- All specifications in this catalog and production status of products are subject to change without notice. Prior to the purchase, please contact TOKIN for updated product data.
- Please request for a specification sheet for detailed product data prior to the purchase.
- Before using the product in this catalog, please read "Precautions" and other safety precautions listed in the printed version catalog.

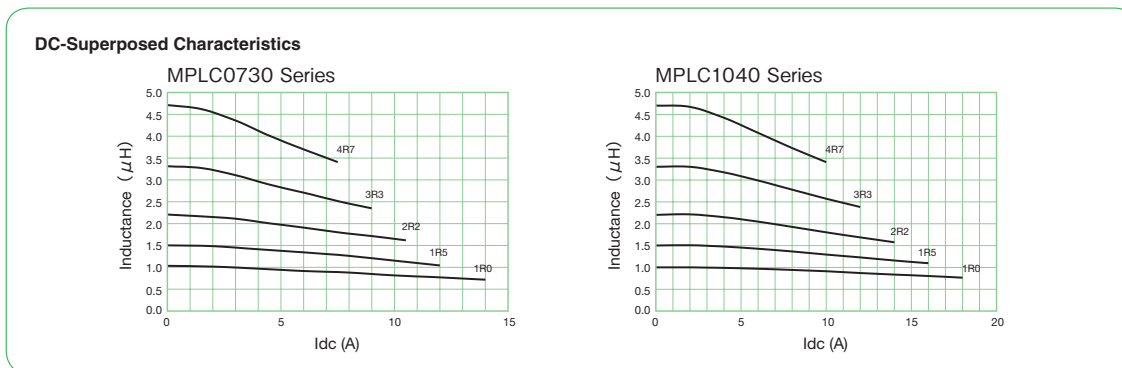
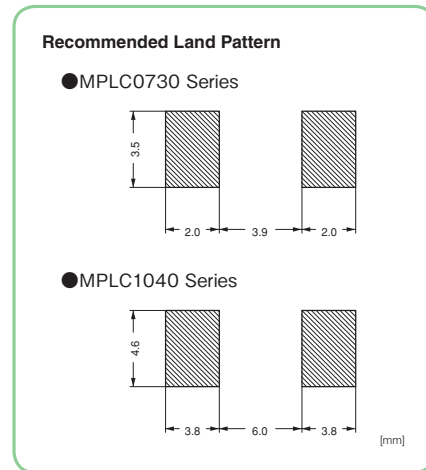
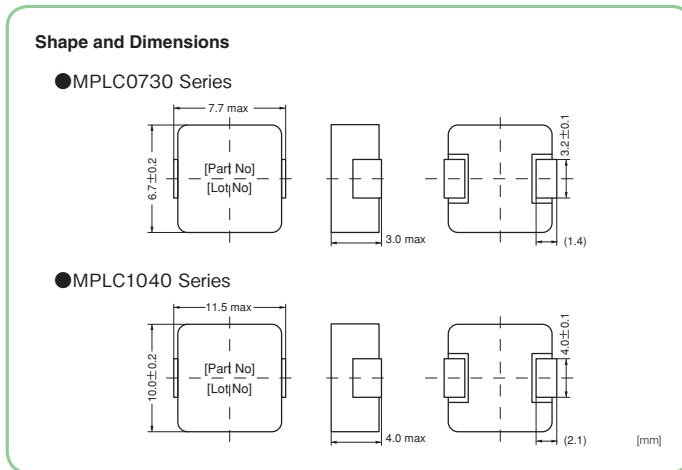
Large-Current Power Inductors MPLC Series

[RoHS Compliant]



Model	Inductance at 100kHz, 1mA (μH)	DC resistance (mΩ) max.	Rated current (A)	
			I _{rms} *1 (Ref.)	I _{sat} *2 (Ref.)
MPLC0730L1R0	1.0±20%	9.0	10.6	11.0
MPLC0730L1R5	1.5±20%	15.0	8.6	8.8
MPLC0730L2R2	2.2±20%	19.0	7.3	8.2
MPLC0730L3R3	3.3±20%	30.0	5.7	6.5
MPLC0730L4R7	4.7±20%	41.0	5.0	5.6
MPLC1040L1R0	1.0±20%	5.5	14.3	16.2
MPLC1040L1R5	1.5±20%	7.0	12.4	12.7
MPLC1040L2R2	2.2±20%	10.0	10.5	11.0
MPLC1040L3R3	3.3±20%	14.0	8.8	9.3
MPLC1040L4R7	4.7±20%	19.0	8.0	8.0

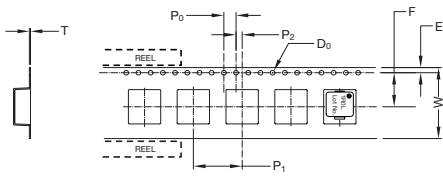
*1 T=40K rise at rated current. *2 Inductance drop 20% at rated current.
●Operating temperature range: -20 to +120°C (Including self-temperature rise)



- All specifications in this catalog and production status of products are subject to change without notice. Prior to the purchase, please contact TOKIN for updated product data.
- Please request for a specification sheet for detailed product data prior to the purchase.
- Before using the product in this catalog, please read "Precautions" and other safety precautions listed in the printed version catalog.

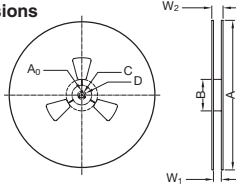
MPLC0730 Series (1000pcs./reel)

Dimensions of indented square hole plastic tape



[mm]							
W	F	E	P ₁	P ₂	P ₀	D ₀	T
±0.3	±0.1	±0.1	±0.1	±0.1	±0.1	±0.05	±0.05
16.0	7.5	1.75	12.0	2.0	4.0	1.55	0.4

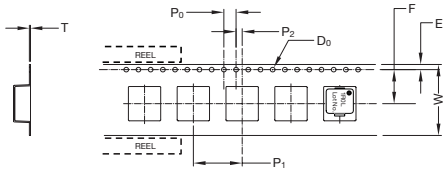
Reel dimensions



[mm]							
A	B	C	D	A ₀	r	W ₁	W ₂
±5.0	±5.0	±0.5	±0.8	±0.5		±1.0	±1.0
330	80	13.0	21.0	2.0	R1.0	17.5	21.5

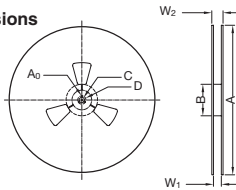
MPLC1040 Series (500pcs./reel)

Dimensions of indented square hole plastic tape



[mm]							
W	F	E	P ₁	P ₂	P ₀	D ₀	T
±0.3	±0.1	±0.1	±0.1	±0.1	±0.1	±0.05	±0.05
24.0	11.5	1.75	16.0	2.0	4.0	1.55	0.4

Reel dimensions



[mm]							
A	B	C	D	A ₀	r	W ₁	W ₂
±2.0	±1.0	±0.5	±0.8	±0.5		±2.0	±3.0
330	80	13.5	21.0	2.0	R1.0	24.4	30.4



- All specifications in this catalog and production status of products are subject to change without notice. Prior to the purchase, please contact TOKIN for updated product data.
- Please request for a specification sheet for detailed product data prior to the purchase.
- Before using the product in this catalog, please read "Precautions" and other safety precautions listed in the printed version catalog.

Large-Current Power Inductors MPLCG Series

[RoHS Compliant]

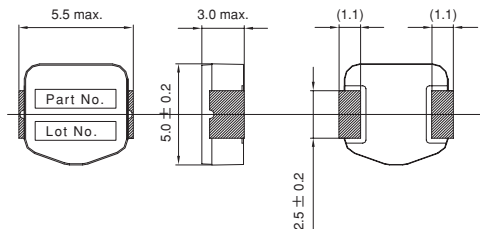


Model	Inductance (μH) at 100kHz	DC resistance RDC (mΩ) max.	Rated current (A)	
			I _{rms} *1 (Ref.)	I _{sat} *2 (Ref.)
MPLCG0530LR22	0.22±20%	3.7	14.1	10.2
MPLCG0530LR33	0.33±20%	7.3	10.3	8.9
MPLCG0530LR47	0.47±20%	8.4	9.5	8.9
MPLCG0530LR68	0.68±20%	11.6	7.9	6.8
MPLCG0530LR82	0.82±20%	12.4	7.7	6.7
MPLCG0530L1R0	1.00±20%	14.6	7.4	5.6
MPLCG0530L1R5	1.50±20%	21.7	5.9	5.6
MPLCG0530L2R2	2.20±20%	36.4	4.5	5.0
MPLCG0530L3R3	3.30±20%	58.0	3.6	3.1
MPLCG0530L4R7	4.70±20%	74.0	3.1	3.0
MPLCG0630LR22	0.22±20%	2.7	21.4	17.9
MPLCG0630LR33	0.33±20%	4.3	16.9	17.3
MPLCG0630LR47	0.47±20%	5.0	15.8	15.6
MPLCG0630LR68	0.68±20%	6.0	14.2	12.6
MPLCG0630LR82	0.82±20%	7.0	13.1	11.8
MPLCG0630L1R0	1.00±20%	9.0	11.9	11.3
MPLCG0630L1R5	1.50±20%	15.0	9.9	8.3
MPLCG0630L2R2	2.20±20%	19.0	8.2	7.8
MPLCG0630L3R3	3.30±20%	30.0	6.5	6.3
MPLCG0630L4R7	4.70±20%	41.0	5.5	5.4
MPLCG0630L5R6	5.60±20%	51.0	4.8	5.4
MPLCG0630L6R8	6.80±20%	63.9	4.4	4.8
MPLCG0630L8R2	8.20±20%	86.4	3.7	5.1
MPLCG0630L100	10.00±20%	104.0	3.4	3.8

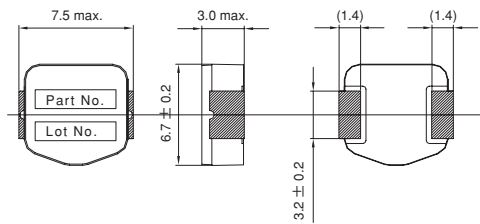
*1 T=40K rise at rated current. *2 Inductance drop 20% at rated current.
●Operating temperature range: -20 to +120°C (Including self-temperature rise)

Shape and Dimensions

●MPLCG0530 Series



●MPLCG0630 Series



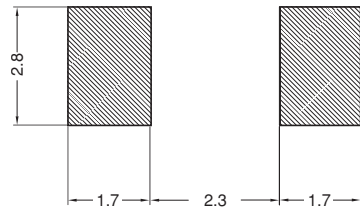
[mm]



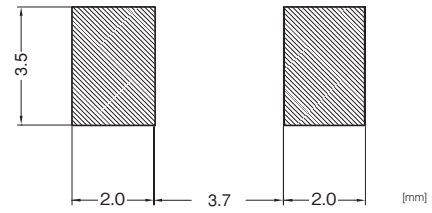
- All specifications in this catalog and production status of products are subject to change without notice. Prior to the purchase, please contact TOKIN for updated product data.
- Please request for a specification sheet for detailed product data prior to the purchase.
- Before using the product in this catalog, please read "Precautions" and other safety precautions listed in the printed version catalog.

Recommended Land Pattern

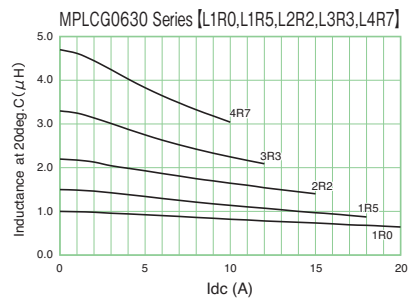
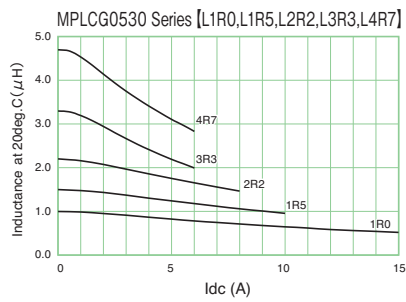
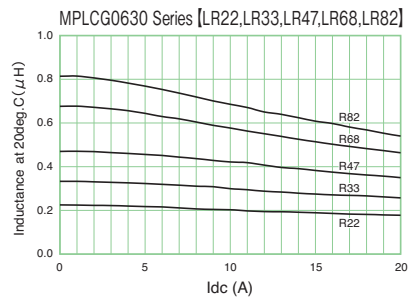
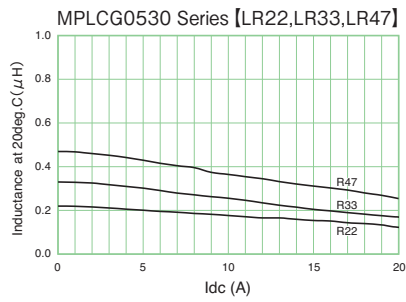
● MPLCG0530 Series



● MPLCG0630 Series



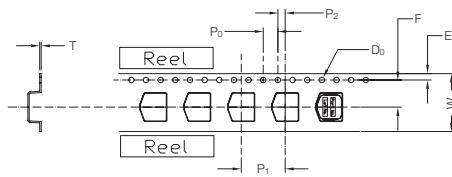
DC-Superposed Characteristics



- All specifications in this catalog and production status of products are subject to change without notice. Prior to the purchase, please contact TOKIN for updated product data.
- Please request for a specification sheet for detailed product data prior to the purchase.
- Before using the product in this catalog, please read "Precautions" and other safety precautions listed in the printed version catalog.

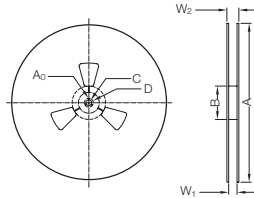
MPLCG0530 Series (3500pcs./reel)

Dimensions of indented square hole plastic tape



[mm]							
W	F	E	P ₁	P ₂	P ₀	D ₀	T
±0.3	±0.1	±0.1	±0.1	±0.1	±0.1	±0.05	±0.05
12.0	5.5	1.75	8.0	2.0	4.0	1.55	0.4

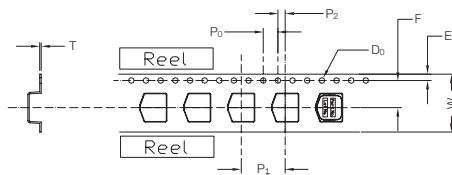
Reel dimensions



[mm]							
A	B	C	D	A ₀	r	W ₁	W ₂
±5.0	±10	±1.0	±0.8	±0.5		±1.5	±2.0
380	95	13.5	21.0	2.0	R1.0	14.5	18.5

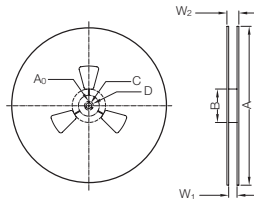
MPLCG0630 Series (2000pcs./reel)

Dimensions of indented square hole plastic tape



[mm]							
W	F	E	P ₁	P ₂	P ₀	D ₀	T
±0.3	±0.1	±0.1	±0.1	±0.1	±0.1	±0.05	±0.05
16.0	7.5	1.75	12.0	2.0	4.0	1.55	0.4

Reel dimensions



[mm]							
A	B	C	D	A ₀	r	W ₁	W ₂
±5.0	±10	±1.0	±0.8	±0.5		±1.0	±1.5
380	95	13.5	21.0	2.0	R1.0	18.0	21.6



- All specifications in this catalog and production status of products are subject to change without notice. Prior to the purchase, please contact TOKIN for updated product data.
- Please request for a specification sheet for detailed product data prior to the purchase.
- Before using the product in this catalog, please read "Precautions" and other safety precautions listed in the printed version catalog.

Large-Current Power Inductors MPLCH Series

[RoHS Compliant]

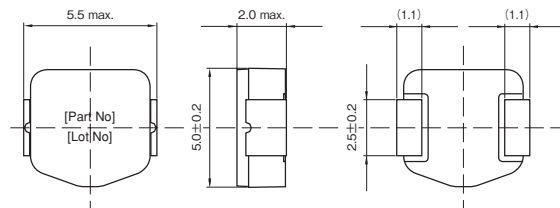


Model	Inductance (μ H) at 100kHz	DC resistance RDC (m Ω) max.	Rated current (A)	
			I _{rms} *1 (Ref.)	I _{sat} *2 (Ref.)
MPLCH0520LR22	0.22 \pm 20%	5.7	10.1	14.2
MPLCH0520LR33	0.33 \pm 20%	6.5	9.5	14.0
MPLCH0520L1R0	1.0 \pm 20%	23.3	4.9	8.1
MPLCH0520L2R2	2.2 \pm 20%	45.5	3.5	5.9
MPLCH0618LR22	0.22 \pm 20%	3.9	16.1	22.4
MPLCH0618LR33	0.33 \pm 20%	6.0	13.3	18.9
MPLCH0618L1R0	1.0 \pm 20%	17.8	7.5	12.5
MPLCH0618L2R2	2.2 \pm 20%	37.0	5.3	8.2
MPLCH0618L3R3	3.3 \pm 20%	58.0	4.1	7.6
MPLCH0618L4R7	4.7 \pm 20%	78.0	3.6	6.2
MPLCH0740L1R0	1.0 \pm 20%	6.0	13.6	13.4
MPLCH0740L1R5	1.5 \pm 20%	9.0	11.1	10.8
MPLCH0740L2R2	2.2 \pm 20%	13.0	9.3	9.0
MPLCH0740L3R3	3.3 \pm 20%	19.0	7.8	7.0
MPLCH0740L4R7	4.7 \pm 20%	33.0	5.8	6.5

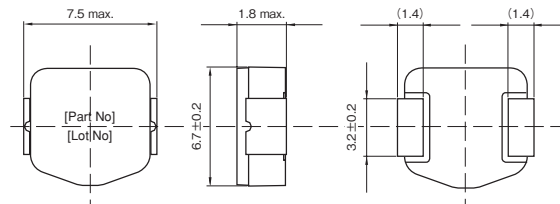
*1 T=40K rise at rated current. *2 Inductance drop 30% at rated current.
● Operating temperature range: -20 to +120°C (Including self-temperature rise)

Shape and Dimensions

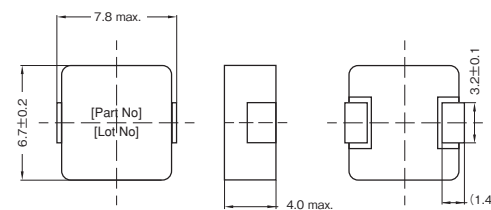
● MPLCH0520 Series



● MPLCH0618 Series



● MPLCH0740 Series



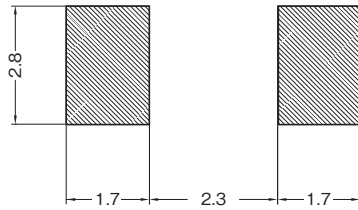
[mm]



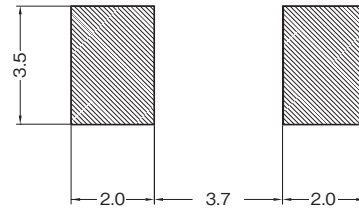
- All specifications in this catalog and production status of products are subject to change without notice. Prior to the purchase, please contact TOKIN for updated product data.
- Please request for a specification sheet for detailed product data prior to the purchase.
- Before using the product in this catalog, please read "Precautions" and other safety precautions listed in the printed version catalog.

Recommended Land Pattern

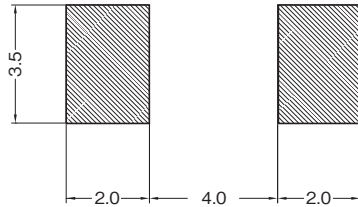
● MPLCH0520 Series



● MPLCH0618 Series

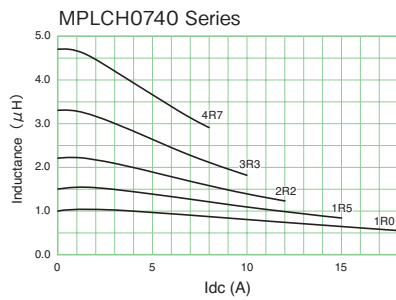
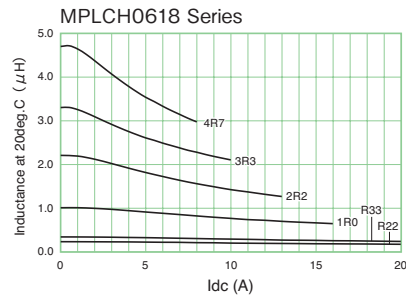
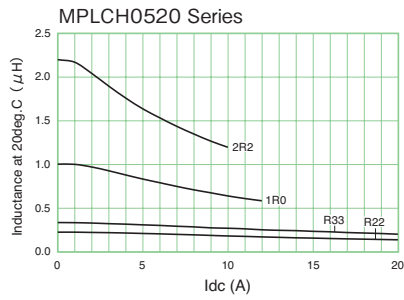


● MPLCH0740 Series



[mm]

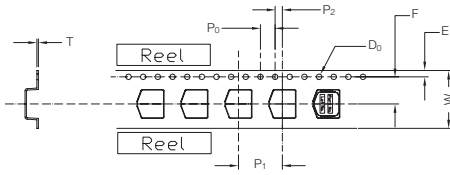
DC-Superposed Characteristics



- All specifications in this catalog and production status of products are subject to change without notice. Prior to the purchase, please contact TOKIN for updated product data.
- Please request for a specification sheet for detailed product data prior to the purchase.
- Before using the product in this catalog, please read "Precautions" and other safety precautions listed in the printed version catalog.

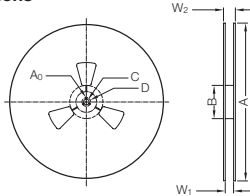
MPLCH0520 Series (5000pcs./reel)

Dimensions of indented square hole plastic tape



[mm]							
W	F	E	P ₁	P ₂	P ₀	D ₀	T
±0.3	±0.1	±0.1	±0.1	±0.1	±0.1	±0.05	±0.05
12.0	5.5	1.75	8.0	2.0	4.0	1.55	0.4

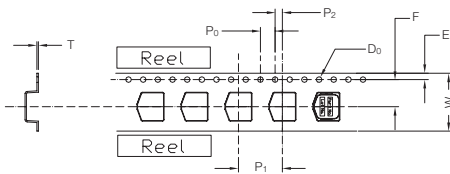
Reel dimensions



[mm]							
A	B	C	D	A ₀	r	W ₁	W ₂
±5.0	±10	±1.0	±0.8	±0.5		±1.5	±2.0
380	95	13.5	21.0	2.0	R1.0	14.5	18.5

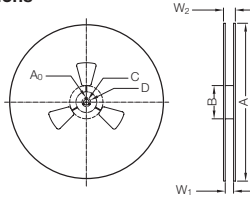
MPLCH0618 Series (3500pcs./reel)

Dimensions of indented square hole plastic tape



[mm]							
W	F	E	P ₁	P ₂	P ₀	D ₀	T
±0.3	±0.1	±0.1	±0.1	±0.1	±0.1	±0.05	±0.05
16.0	7.5	1.75	12.0	2.0	4.0	1.55	0.4

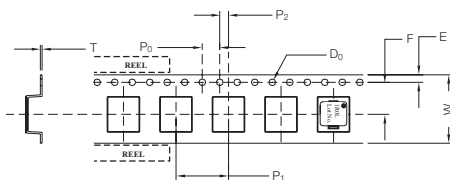
Reel dimensions



[mm]							
A	B	C	D	A ₀	r	W ₁	W ₂
±5.0	±10	±1.0	±0.8	±0.5		±1.0	±1.5
380	95	13.5	21.0	2.0	R1.0	18.0	21.6

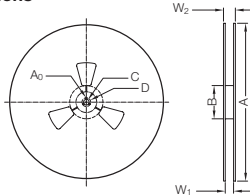
MPLCH0740 Series (1000pcs./reel)

Dimensions of indented square hole plastic tape



[mm]							
W	F	E	P ₁	P ₂	P ₀	D ₀	T
±0.2	±0.1	±0.1	±0.1	±0.1	±0.1	±0.05	±0.05
16.0	7.5	1.75	12.0	2.0	4.0	1.55	0.4

Reel dimensions



[mm]							
A	B	C	D	A ₀	r	W ₁	W ₂
±2.0	±5.0	±0.2	±0.8	±0.5		±1.0	±1.0
330	80	13.0	21.0	2.0	R1.0	17.5	21.5



- All specifications in this catalog and production status of products are subject to change without notice. Prior to the purchase, please contact TOKIN for updated product data.
- Please request for a specification sheet for detailed product data prior to the purchase.
- Before using the product in this catalog, please read "Precautions" and other safety precautions listed in the printed version catalog.

Power Inductor for Automotive application MPLCV Series

[RoHS Compliant]

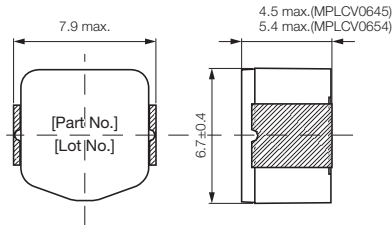


Model	Inductance (μH) at 100kHz, 1mA	DC resistance DCR (mΩ)	Rated current (A)	
			I _{rms} *1 (Ref.)	I _{sat} *2 (Ref.)
MPLCV0645L 100	10±20%	45±10%	4.0	6.5
MPLCV0654L 4R7	4.7±20%	20±10%	6.3	10.5
MPLCV0654L 330	33±20%	140±10%	2.6	4.0
MPLCV0654L 470	47±20%	175±10%	2.1	3.0
MPLCV1054L 100	10±20%	25±10%	7.1	12.0
MPLCV1054L 220	22±20%	47±10%	5.5	7.0

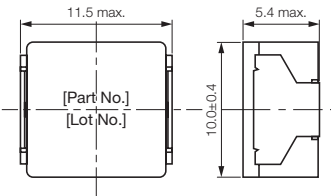
*1 T=40K rise at rated current. *2 Inductance drop 30% at rated current.
 ●Operating temperature range: -20 to +150°C (Including self-temperature rise), AEC-Q200 Compliant.

Shape and Dimensions

- MPLCV0645 Series
- MPLCV0654 Series

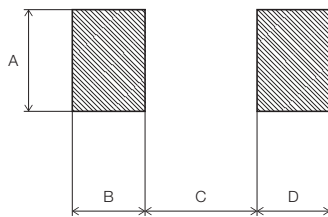


- MPLCV1054 Series



[mm]

Recommended Land Pattern



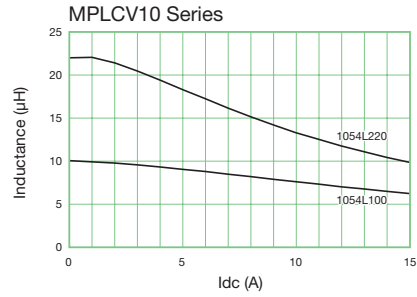
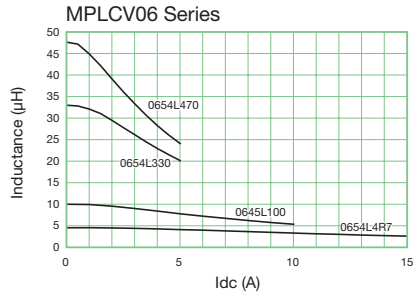
	A	B	C	D
MPLCV0645 Series	4.1	2.5	3.6	2.5
MPLCV0654 Series	4.1	2.5	3.6	2.5
MPLCV1054 Series	4.8	3.2	5.7	3.2

[mm]



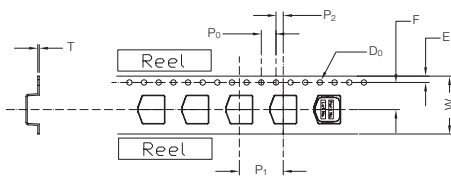
- All specifications in this catalog and production status of products are subject to change without notice. Prior to the purchase, please contact TOKIN for updated product data.
- Please request for a specification sheet for detailed product data prior to the purchase.
- Before using the product in this catalog, please read "Precautions" and other safety precautions listed in the printed version catalog.

DC-Superposed Characteristics



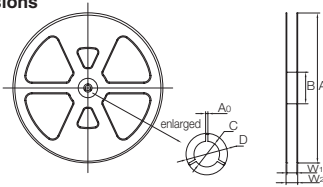
MPLCV0645/0654 Series (1000pcs./reel)

Dimensions of indented square hole plastic tape



[mm]							
W	F	E	P ₁	P ₂	P ₀	D ₀	T
±0.3	±0.1	±0.1	±0.1	±0.1	±0.1	±0.05	±0.05
16.0	7.5	1.75	12.0	2.0	4.0	1.55	0.4

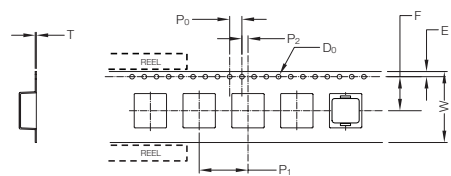
Reel dimensions



[mm]						
A	B	C	D	A ₀	W ₁	W ₂
±2.0	±2.0	±0.2	±0.8	±0.5		
380	80	13	21	2.3	17.5	21.5

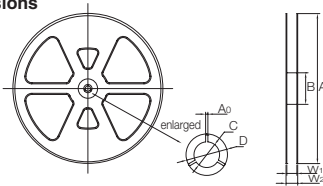
MPLCV1054 Series (1000pcs./reel)

Dimensions of indented square hole plastic tape



[mm]							
W	F	E	P ₁	P ₂	P ₀	D ₀	T
±0.3	±0.1	±0.1	±0.1	±0.1	±0.1	±0.05	±0.05
24.0	11.5	1.75	16.0	2.0	4.0	1.55	0.4

Reel dimensions



[mm]						
A	B	C	D	A ₀	W ₁	W ₂
±2.0	±2.0	±0.2	±0.8	±0.5		
380	80	13	21	2.3	25.5	29.5



- All specifications in this catalog and production status of products are subject to change without notice. Prior to the purchase, please contact TOKIN for updated product data.
- Please request for a specification sheet for detailed product data prior to the purchase.
- Before using the product in this catalog, please read "Precautions" and other safety precautions listed in the printed version catalog.

Large-Current Power Inductors C.PI Series

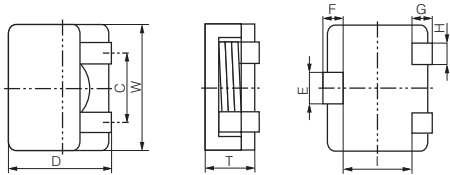
[RoHS Compliant]



Model	Inductance (μH) at DC 0A, 100kHz	DC resistance (mΩ) max.	Rated current (A)	
			I _{rms} *1 (Ref.)	I _{sat} *2 (Ref.)
C.PI-1050-0R6S	0.55±30%	1.7(1.4)	19.0	17.0
C.PI-1050-1R0S	1.0±30%	2.9(2.5)	16.0	15.0
C.PI-1050-1R6S	1.6±30%	4.1(3.5)	13.0	13.0
C.PI-1050-2R2S	2.2±30%	6.3(5.4)	11.0	12.0
C.PI-1350-0R7S	0.7±30%	1.5(1.3)	24.0	30.0
C.PI-1350-1R2S	1.2±30%	2.5(2.1)	19.0	17.0
C.PI-1365-0R7S	0.7±30%	1.3(1.1)	26.0	30.0
C.PI-1365-1R2S	1.2±30%	1.7(1.5)	24.0	25.0
C.PI-1365-3R0S	2.7±30%	5.7(4.75)	13.0	13.0

*1 T=40K rise at rated current. *2 Inductance drop 20% at rated current.
 ●Operating temperature range: -20 to +120°C (Including self-temperature rise)

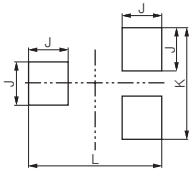
Shape and Dimensions



Model	W	D	C	T	E	F	G	H	I
C.PI-1050 Series	10.4	10.0	6.0	5.0 max.	1.8	1.3	2.0	1.4	6.2
C.PI-1350 Series	14.0	13.5	8.5	5.0 max.	2.4	2.2	2.5	2.0	8.5
C.PI-1365 Series	14.0	13.5	8.5	6.5 max.	2.4	2.2	2.5	2.0	8.5

[mm]

Recommended Land Pattern



Model	J	K	L
C.PI-1050 Series	3.5	10.1	11.5
C.PI-1350 Series	4.0	12.3	15.2
C.PI-1365 Series	4.0	12.3	15.2

[mm]

Numbering System

C.PI - 1350 - 0R7

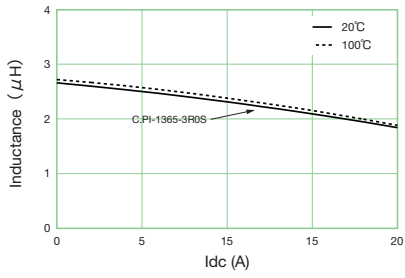
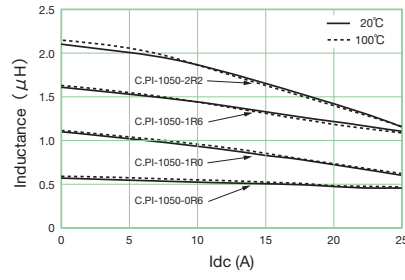
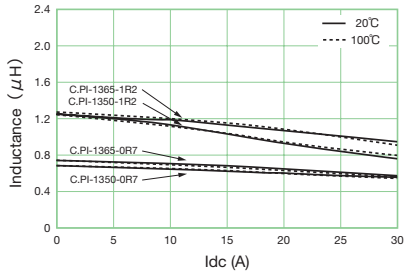
① ② ③

① Series
 ② Dimensions 13---WxD:14.0x13.5 mm 50---H:5.0 mm
 ③ Inductance 0R7---0.7μH



- All specifications in this catalog and production status of products are subject to change without notice. Prior to the purchase, please contact TOKIN for updated product data.
- Please request for a specification sheet for detailed product data prior to the purchase.
- Before using the product in this catalog, please read "Precautions" and other safety precautions listed in the printed version catalog.

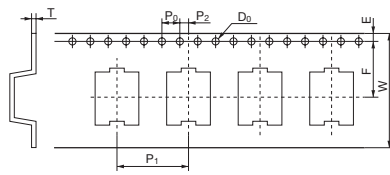
DC-Superposed Characteristics



- All specifications in this catalog and production status of products are subject to change without notice. Prior to the purchase, please contact TOKIN for updated product data.
- Please request for a specification sheet for detailed product data prior to the purchase.
- Before using the product in this catalog, please read "Precautions" and other safety precautions listed in the printed version catalog.

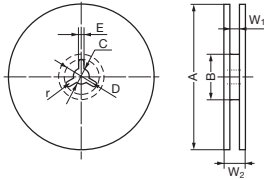
C.PI-1050 Series (1000pcs./reel)

Dimensions of indented square hole plastic tape



[mm]							
W	F	E	P ₁	P ₂	P ₀	D ₀	T
±0.4	±0.2	±0.2	±0.2	±0.2	±0.2	+0.2,-0	±0.1
24.0	11.5	1.75	16	2.0	4.0	1.5	0.4

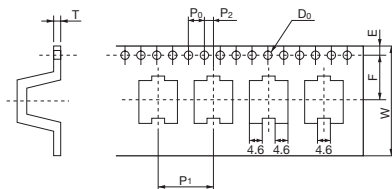
Reel dimensions



[mm]							
A	B	C	D	E	r	W ₁	W ₂
±2.0	±5.0	±0.5	±0.8	±0.5			
380	100	13	21	2.0	R1.0	25.5	28.5

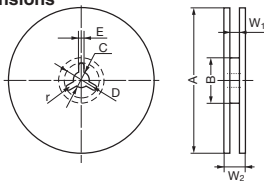
C.PI-13•• Series (500pcs./reel)

Dimensions of indented square hole plastic tape



[mm]							
W	F	E	P ₁	P ₂	P ₀	D ₀	T
±0.4	±0.2	±0.2	±0.2	±0.2	±0.2	+0.2,-0	±0.1
24.0	11.5	1.75	24.0	2.0	4.0	1.5	0.4

Reel dimensions



[mm]							
A	B	C	D	E	r	W ₁	W ₂
±2.0	±5.0	±0.5	±0.8	±0.5			
380	100	13	21	2.0	R1.0	25.5	28.5



- All specifications in this catalog and production status of products are subject to change without notice. Prior to the purchase, please contact TOKIN for updated product data.
- Please request for a specification sheet for detailed product data prior to the purchase.
- Before using the product in this catalog, please read "Precautions" and other safety precautions listed in the printed version catalog.

Leadless Power Inductors PLC-0735 Series

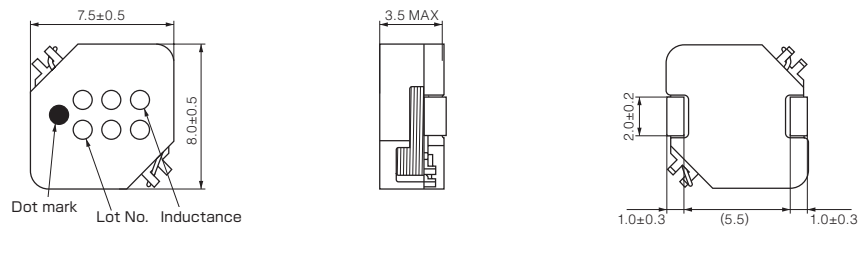
[RoHS Compliant]



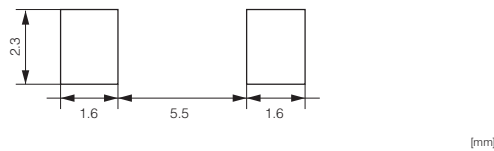
Model	Inductance at 100kHz, 1mA (μ H)	DC resistance RDC (m Ω) max.	I _{rms} *1	Rated current (A)	
				I _{sat} (Ref.) *2 at 20°C	I _{sat} (Ref.) *2 at 100°C
PLC-0735-2R0S	2.0 \pm 30%	24	5.0	7.3	6.3
PLC-0735-3R3S	3.3 \pm 30%	28	4.7	6.7	4.0
PLC-0735-4R7S	4.7 \pm 30%	44	3.5	6.0	3.9
PLC-0735-5R6S	5.6 \pm 30%	50	3.3	5.1	3.8
PLC-0735-6R8S	6.8 \pm 30%	62	3.2	4.4	3.5
PLC-0735-8R2S	8.2 \pm 30%	77	2.7	4.1	3.0
PLC-0735-100S	10.0 \pm 20%	84	2.6	3.8	2.8
PLC-0735-120S	12.0 \pm 20%	101	2.2	3.6	2.7
PLC-0735-150S	15.0 \pm 20%	108	2.1	3.3	2.5
PLC-0735-180S	18.0 \pm 20%	120	1.9	2.8	2.1
PLC-0735-220S	22.0 \pm 20%	164	1.7	2.4	1.8
PLC-0735-330S	33.0 \pm 20%	220	1.6	2.2	1.6

*1 T=40K rise at rated current. *2 Inductance drop 30% at rated current.
● Operating temperature range: -20 to +120°C (Including self-temperature rise)

Shape and Dimensions

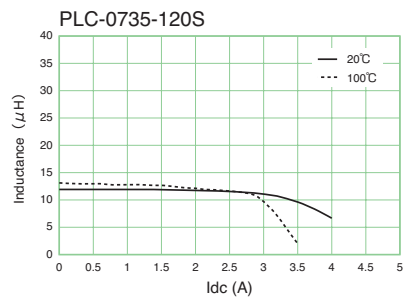
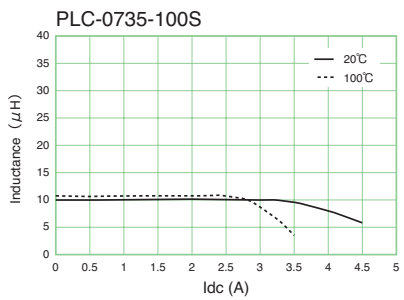
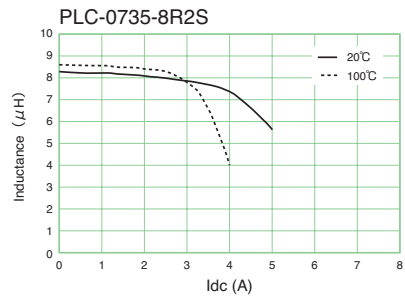
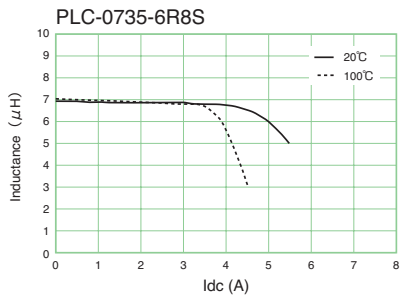
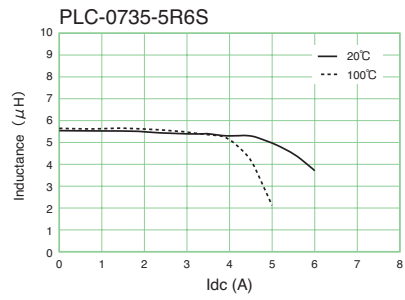
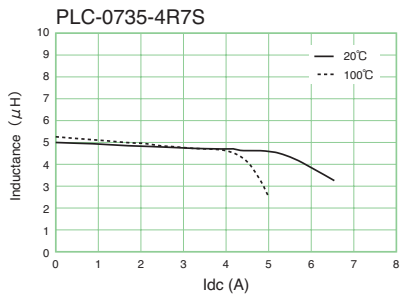
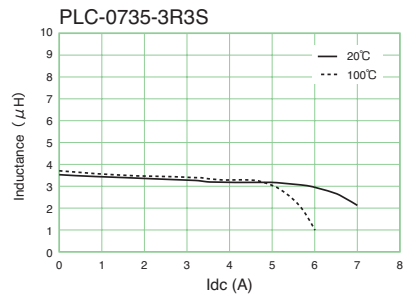
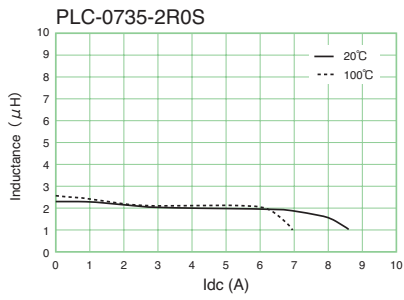


Recommended Land Pattern



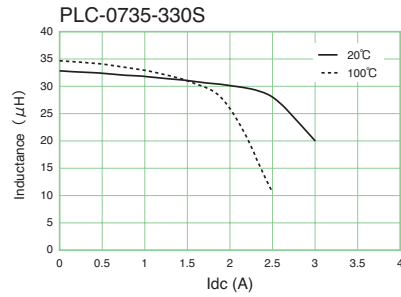
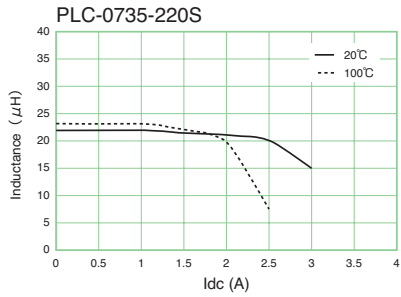
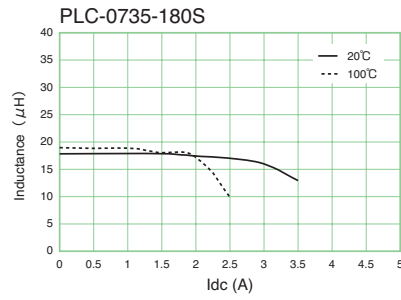
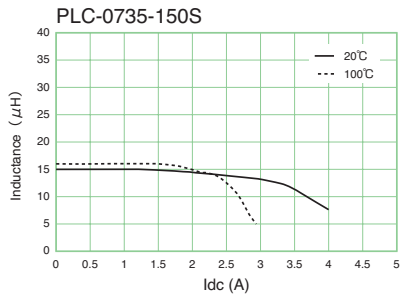
- All specifications in this catalog and production status of products are subject to change without notice. Prior to the purchase, please contact TOKIN for updated product data.
- Please request for a specification sheet for detailed product data prior to the purchase.
- Before using the product in this catalog, please read "Precautions" and other safety precautions listed in the printed version catalog.

DC-Superposed Characteristics



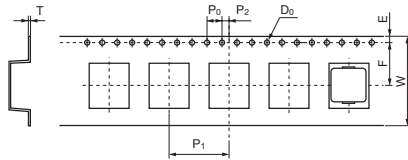
- All specifications in this catalog and production status of products are subject to change without notice. Prior to the purchase, please contact TOKIN for updated product data.
- Please request for a specification sheet for detailed product data prior to the purchase.
- Before using the product in this catalog, please read "Precautions" and other safety precautions listed in the printed version catalog.

DC-Superposed Characteristics



PLC-0735 Series

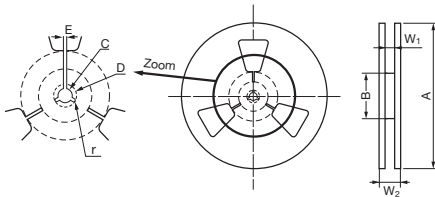
Dimensions of indented square hole plastic tape



	W	F	E	P ₁	P ₂	P ₀	D ₀	T
	±0.3	±0.1	±0.1	±0.1	±0.1	±0.1	±0.05	±0.05
0735 Series	16.0	7.5	1.75	12.0	2.0	4.0	1.55	0.4

	pcs./reel
0735 Series	1500

Reel dimensions



A	B	C	D	E	r	W ₁	W ₂
±5	±5	±0.5	±0.8	±0.5		±0.5	±0.5
380	80	13.5	21.0	2.0	R1.0	17.5	21.5



- All specifications in this catalog and production status of products are subject to change without notice. Prior to the purchase, please contact TOKIN for updated product data.
- Please request for a specification sheet for detailed product data prior to the purchase.
- Before using the product in this catalog, please read "Precautions" and other safety precautions listed in the printed version catalog.

Leadless Power Inductors PLC-0745 Series

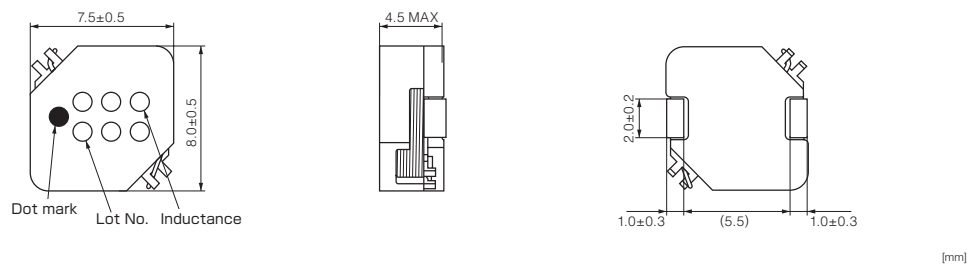
[RoHS Compliant]



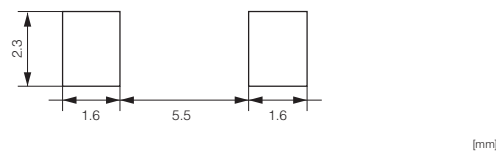
Model	Inductance at 100kHz, 1mA (μ H)	DC resistance RDC (m Ω) max.	I _{rms} *1	Rated current (A)	
				I _{sat} (Ref.) *2 at 20°C	I _{sat} (Ref.) *2 at 100°C
PLC-0745-2R0S	2.0 \pm 30%	19	5.1	7.0	6.2
PLC-0745-3R3S	3.3 \pm 30%	22	4.8	5.9	3.8
PLC-0745-4R7S	4.7 \pm 30%	34	4.0	5.0	3.7
PLC-0745-5R6S	5.6 \pm 30%	38	3.8	4.9	3.6
PLC-0745-6R8S	6.8 \pm 30%	40	3.6	4.4	3.1
PLC-0745-8R2S	8.2 \pm 30%	70	2.8	3.8	2.7
PLC-0745-100S	10.0 \pm 20%	80	2.6	3.3	2.4
PLC-0745-120S	12.0 \pm 20%	90	2.4	3.2	2.3
PLC-0745-150S	15.0 \pm 20%	107	2.2	2.8	2.0
PLC-0745-180S	18.0 \pm 20%	113	2.1	2.6	1.9
PLC-0745-220S	22.0 \pm 20%	135	1.9	2.3	1.7
PLC-0745-330S	33.0 \pm 20%	200	1.7	1.9	1.3

*1 T=40K rise at rated current. *2 Inductance drop 30% at rated current.
 ●Operating temperature range: -20 to +120°C (Including self-temperature rise)

Shape and Dimensions

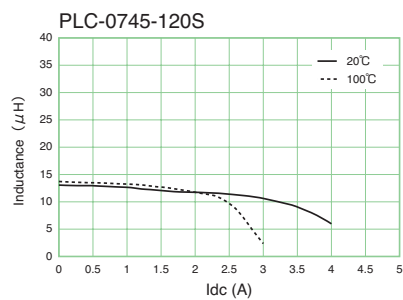
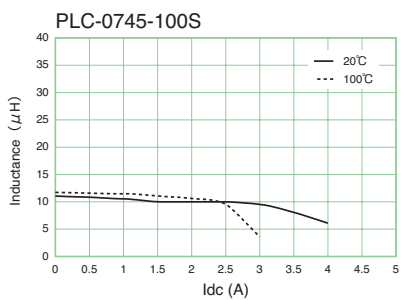
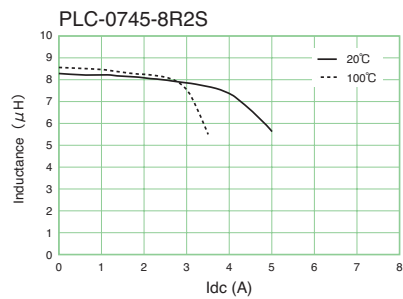
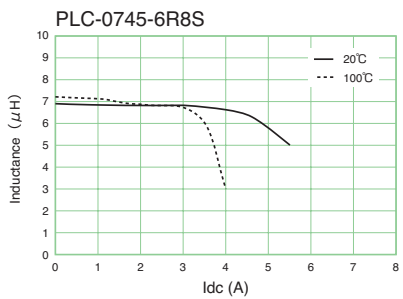
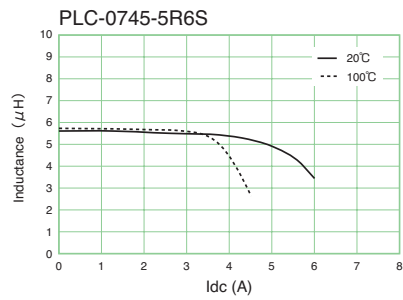
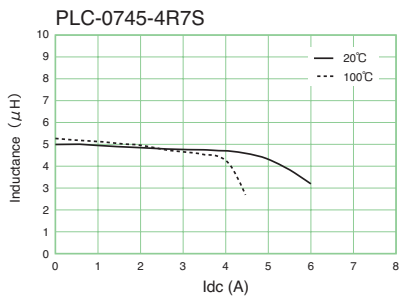
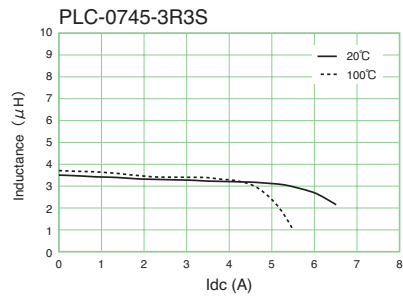
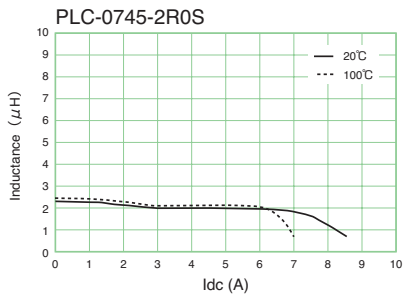


Recommended Land Pattern



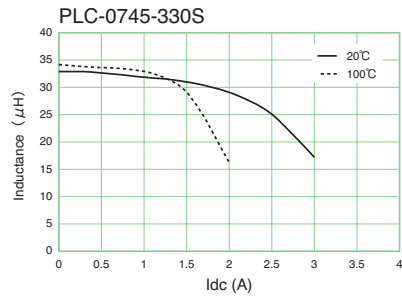
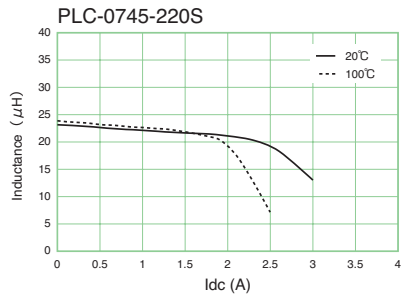
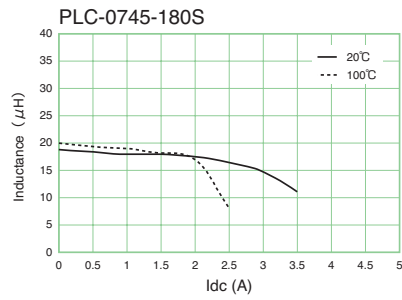
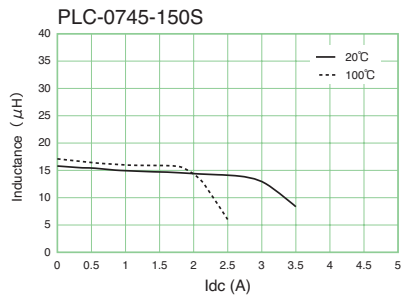
- All specifications in this catalog and production status of products are subject to change without notice. Prior to the purchase, please contact TOKIN for updated product data.
- Please request for a specification sheet for detailed product data prior to the purchase.
- Before using the product in this catalog, please read "Precautions" and other safety precautions listed in the printed version catalog.

DC-Superposed Characteristics



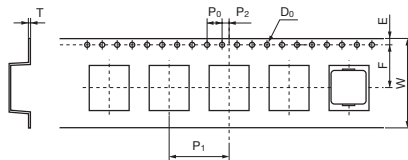
- All specifications in this catalog and production status of products are subject to change without notice. Prior to the purchase, please contact TOKIN for updated product data.
- Please request for a specification sheet for detailed product data prior to the purchase.
- Before using the product in this catalog, please read "Precautions" and other safety precautions listed in the printed version catalog.

DC-Superposed Characteristics



PLC-0745 Series

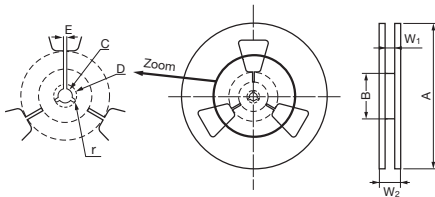
Dimensions of indented square hole plastic tape



	W	F	E	P ₁	P ₂	P ₀	D ₀	T
	±0.3	±0.1	±0.1	±0.1	±0.1	±0.1	±0.05	±0.05
0745 Series	16.0	7.5	1.75	12.0	2.0	4.0	1.55	0.4

	pcs./reel
0745 Series	1500

Reel dimensions



A	B	C	D	E	r	W ₁	W ₂
±5	±5	±0.5	±0.8	±0.5		±0.5	±0.5
380	80	13.5	21.0	2.0	R1.0	17.5	21.5



- All specifications in this catalog and production status of products are subject to change without notice. Prior to the purchase, please contact TOKIN for updated product data.
- Please request for a specification sheet for detailed product data prior to the purchase.
- Before using the product in this catalog, please read "Precautions" and other safety precautions listed in the printed version catalog.

Leadless Power Inductors PLC-0755 Series

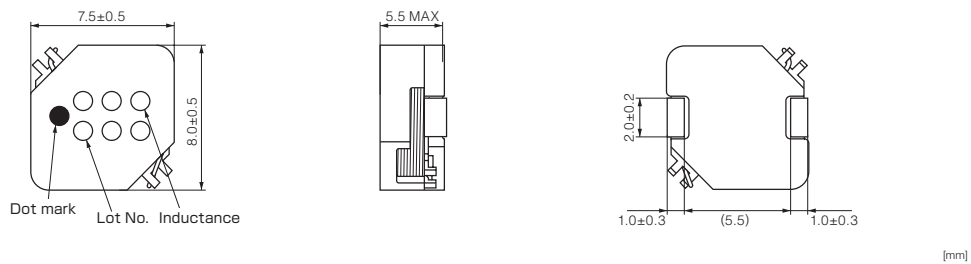
[RoHS Compliant]



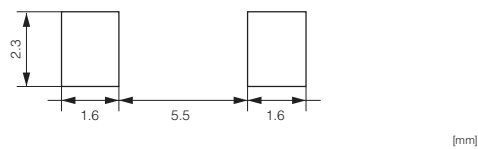
Model	Inductance at 100kHz, 1mA (μ H)	DC resistance RDC (m Ω) max.	I _{rms} *1	Rated current (A)	
				I _{sat} (Ref.) *2 at 20°C	I _{sat} (Ref.) *2 at 100°C
PLC-0755-2R0S	2.0 \pm 30%	15	6.4	7.2	6.4
PLC-0755-3R3S	3.3 \pm 30%	20	5.6	6.2	3.9
PLC-0755-4R7S	4.7 \pm 30%	24	5.1	5.2	3.8
PLC-0755-5R6S	5.6 \pm 30%	26	4.8	5.0	3.6
PLC-0755-6R8S	6.8 \pm 30%	34	4.6	4.4	3.4
PLC-0755-8R2S	8.2 \pm 30%	37	4.1	4.0	3.0
PLC-0755-100S	10.0 \pm 20%	40	3.9	3.7	2.7
PLC-0755-120S	12.0 \pm 20%	55	3.4	3.3	2.5
PLC-0755-150S	15.0 \pm 20%	67	2.8	3.2	2.4
PLC-0755-180S	18.0 \pm 20%	80	2.4	2.7	2.0
PLC-0755-220S	22.0 \pm 20%	125	2.2	2.4	1.8
PLC-0755-330S	33.0 \pm 20%	166	1.9	1.9	1.4

*1 T=40K rise at rated current. *2 Inductance drop 30% at rated current.
 ● Operating temperature range: -20 to +120°C (Including self-temperature rise)

Shape and Dimensions

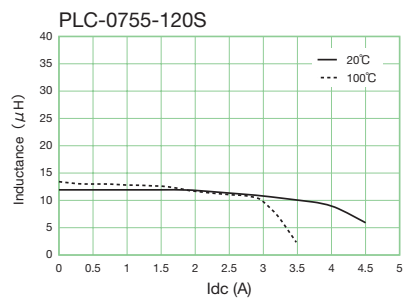
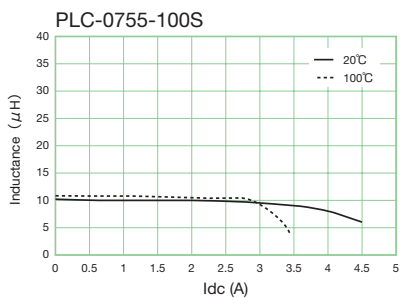
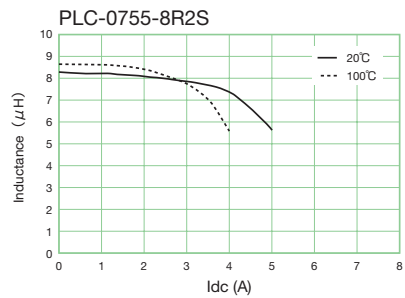
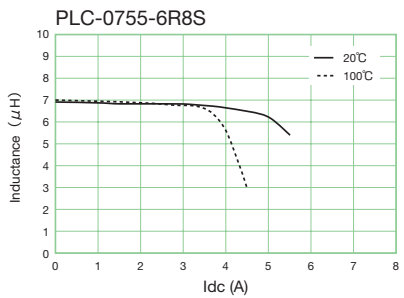
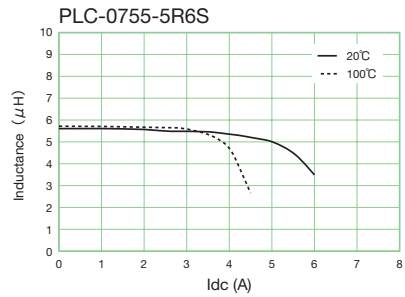
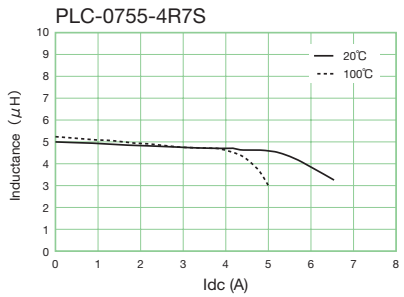
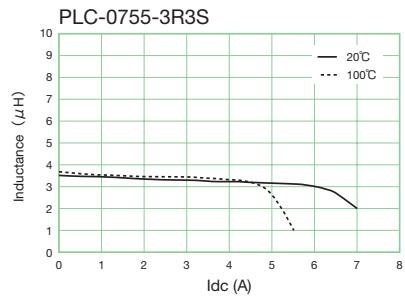
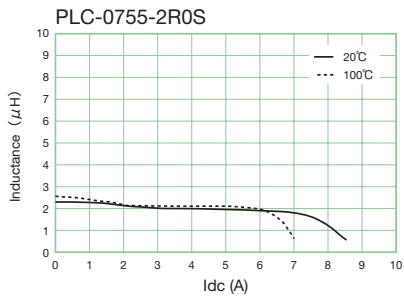


Recommended Land Pattern



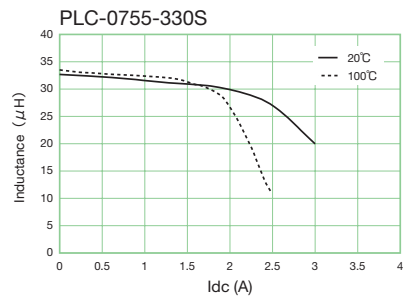
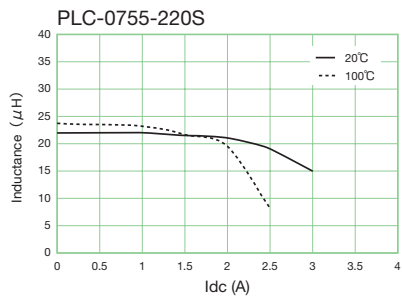
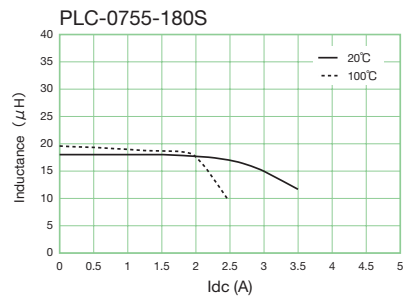
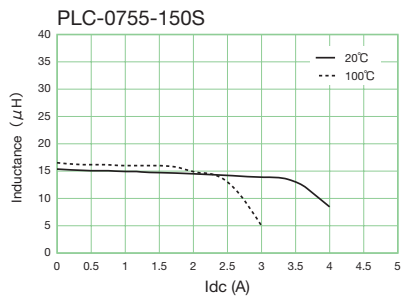
- All specifications in this catalog and production status of products are subject to change without notice. Prior to the purchase, please contact TOKIN for updated product data.
- Please request for a specification sheet for detailed product data prior to the purchase.
- Before using the product in this catalog, please read "Precautions" and other safety precautions listed in the printed version catalog.

DC-Superposed Characteristics



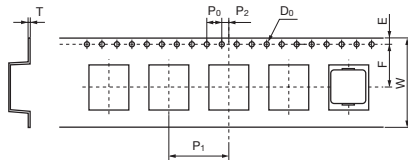
- All specifications in this catalog and production status of products are subject to change without notice. Prior to the purchase, please contact TOKIN for updated product data.
- Please request for a specification sheet for detailed product data prior to the purchase.
- Before using the product in this catalog, please read "Precautions" and other safety precautions listed in the printed version catalog.

DC-Superposed Characteristics



PLC-0755 Series

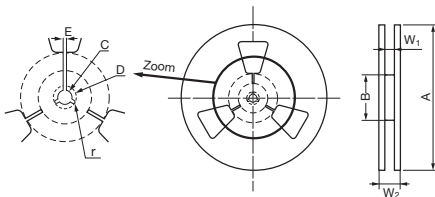
Dimensions of indented square hole plastic tape



	W	F	E	P ₁	P ₂	P ₀	D ₀	T
	±0.3	±0.1	±0.1	±0.1	±0.1	±0.1	±0.05	±0.05
0755 Series	16.0	7.5	1.75	12.0	2.0	4.0	1.55	0.4

	pcs./reel
0755 Series	1000

Reel dimensions



A	B	C	D	E	r	W ₁	W ₂
±5	±5	±0.5	±0.8	±0.5		±0.5	±0.5
380	80	13.5	21.0	2.0	R1.0	17.5	21.5



- All specifications in this catalog and production status of products are subject to change without notice. Prior to the purchase, please contact TOKIN for updated product data.
- Please request for a specification sheet for detailed product data prior to the purchase.
- Before using the product in this catalog, please read "Precautions" and other safety precautions listed in the printed version catalog.

Leadless Power Inductors PLC-0760 Series

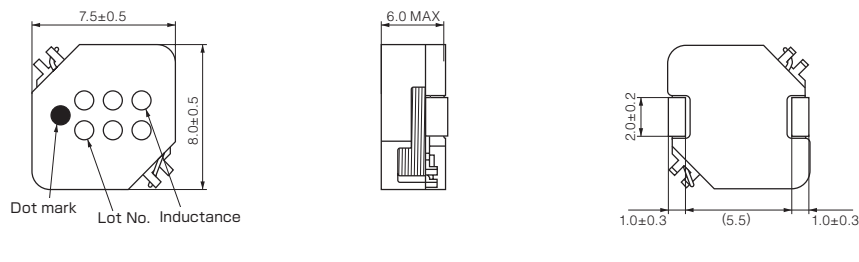
[RoHS Compliant]



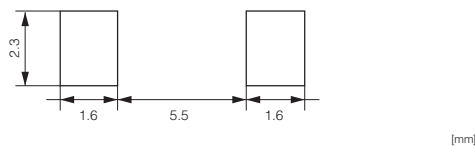
Model	Inductance at 100kHz, 1mA (μ H)	DC resistance RDC (m Ω) max.	I _{rms} * ¹	Rated current (A)	
				I _{sat} (Ref.) * ² at 20°C	I _{sat} (Ref.) * ² at 100°C
PLC-0760-2R0S	2.0 \pm 30%	14	6.5	7.0	5.3
PLC-0760-3R3S	3.3 \pm 30%	18	5.8	5.4	4.1
PLC-0760-4R7S	4.7 \pm 30%	21	5.2	4.6	3.5
PLC-0760-5R6S	5.6 \pm 30%	23	4.9	4.1	3.1
PLC-0760-6R8S	6.8 \pm 30%	31	4.7	3.9	3.0
PLC-0760-8R2S	8.2 \pm 30%	34	4.4	3.5	2.5
PLC-0760-100S	10.0 \pm 20%	37	4.1	3.2	2.4
PLC-0760-120S	12.0 \pm 20%	42	3.6	2.9	2.1
PLC-0760-150S	15.0 \pm 20%	57	3.1	2.5	1.8
PLC-0760-180S	18.0 \pm 20%	64	2.9	2.4	1.7
PLC-0760-220S	22.0 \pm 20%	71	2.7	2.2	1.6
PLC-0760-330S	33.0 \pm 20%	130	1.9	1.8	1.3

*¹ T=40K rise at rated current. *² Inductance drop 30% at rated current.
 ● Operating temperature range: -20 to +120°C (Including self-temperature rise)

Shape and Dimensions

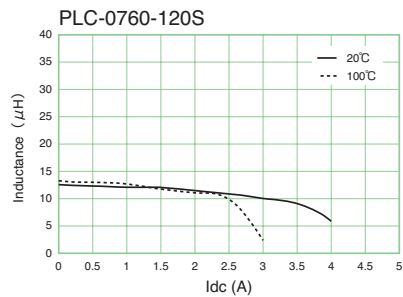
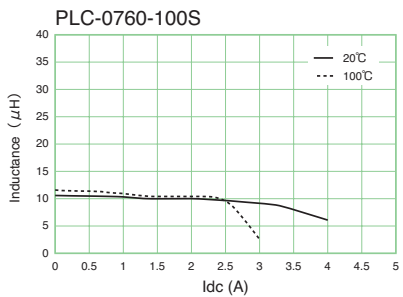
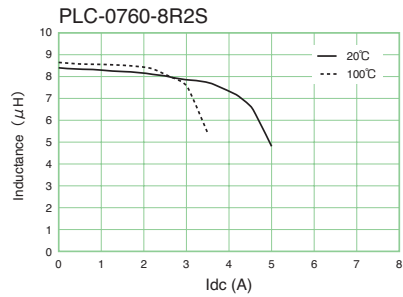
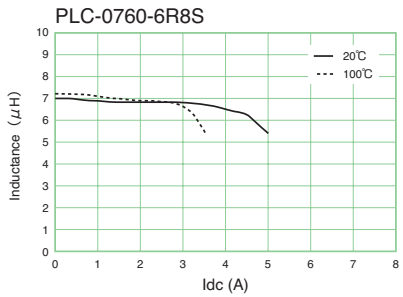
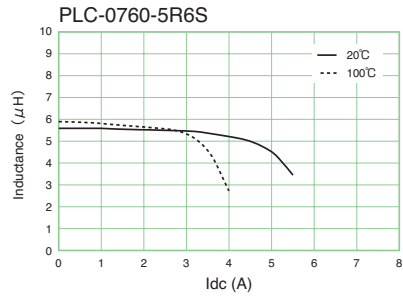
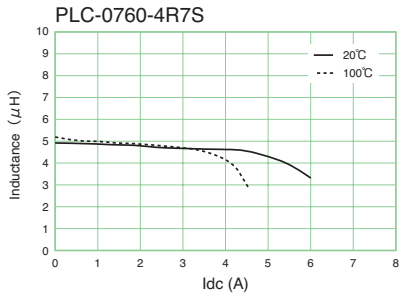
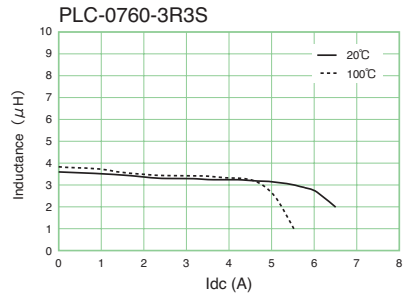
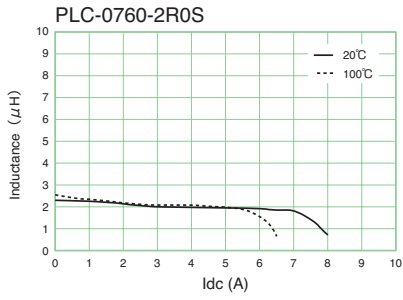


Recommended Land Pattern



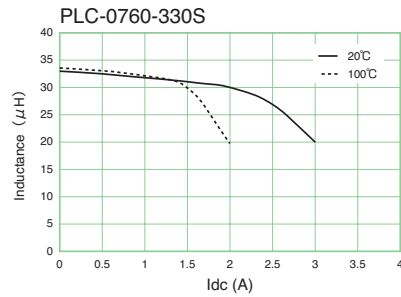
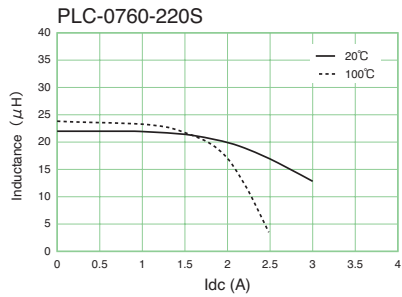
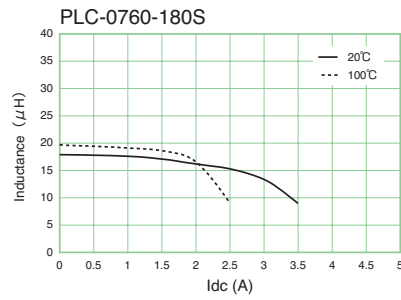
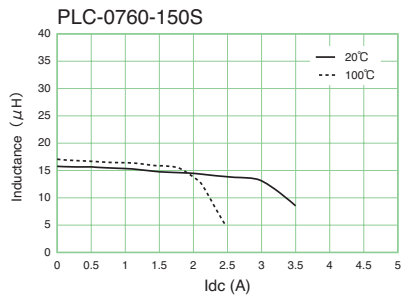
- All specifications in this catalog and production status of products are subject to change without notice. Prior to the purchase, please contact TOKIN for updated product data.
- Please request for a specification sheet for detailed product data prior to the purchase.
- Before using the product in this catalog, please read "Precautions" and other safety precautions listed in the printed version catalog.

DC-Superposed Characteristics



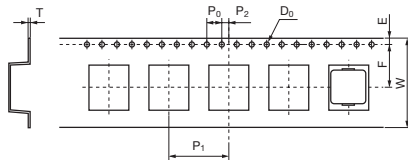
- All specifications in this catalog and production status of products are subject to change without notice. Prior to the purchase, please contact TOKIN for updated product data.
- Please request for a specification sheet for detailed product data prior to the purchase.
- Before using the product in this catalog, please read "Precautions" and other safety precautions listed in the printed version catalog.

DC-Superposed Characteristics



PLC-0760 Series

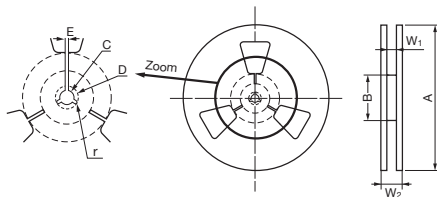
Dimensions of indented square hole plastic tape



	W	F	E	P ₁	P ₂	P ₀	D ₀	T
	±0.3	±0.1	±0.1	±0.1	±0.1	±0.1	±0.05	±0.05
0760 Series	16.0	7.5	1.75	12.0	2.0	4.0	1.55	0.4

	pcs./reel
0760 Series	1000

Reel dimensions



A	B	C	D	E	r	W ₁	W ₂
±5	±5	±0.5	±0.8	±0.5		±0.5	±0.5
380	80	13.5	21.0	2.0	R1.0	17.5	21.5



- All specifications in this catalog and production status of products are subject to change without notice. Prior to the purchase, please contact TOKIN for updated product data.
- Please request for a specification sheet for detailed product data prior to the purchase.
- Before using the product in this catalog, please read "Precautions" and other safety precautions listed in the printed version catalog.

Leadless Power Inductors PLC-1035 Series

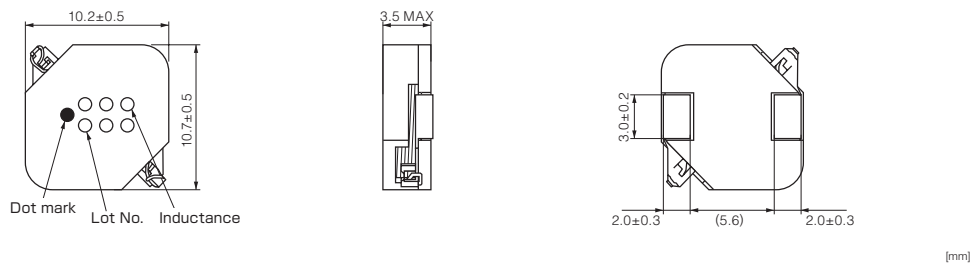
[RoHS Compliant]



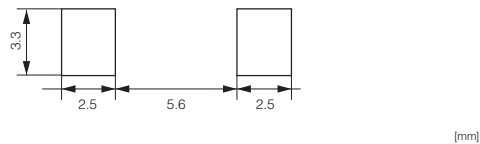
Model	Inductance at 100kHz, 1mA (μ H)	DC resistance RDC (m Ω) max.	I _{rms} * ¹	Rated current (A)	
				I _{sat} (Ref.) * ² at 20°C	I _{sat} (Ref.) * ² at 100°C
PLC-1035-2R0S	2.0 \pm 30%	25	6.0	11.4	8.1
PLC-1035-3R3S	3.3 \pm 30%	28	5.7	9.5	6.9
PLC-1035-4R7S	4.7 \pm 30%	38	5.2	8.7	6.3
PLC-1035-5R6S	5.6 \pm 30%	44	4.7	7.9	5.8
PLC-1035-6R8S	6.8 \pm 30%	52	4.2	6.6	4.7
PLC-1035-8R2S	8.2 \pm 30%	60	3.7	6.3	4.4
PLC-1035-100S	10.0 \pm 20%	75	3.4	6.0	4.1
PLC-1035-120S	12.0 \pm 20%	115	2.4	5.7	4.0
PLC-1035-150S	15.0 \pm 20%	120	2.2	4.8	3.4
PLC-1035-180S	18.0 \pm 20%	138	2.1	4.4	3.3
PLC-1035-220S	22.0 \pm 20%	165	2.0	4.2	3.0
PLC-1035-330S	33.0 \pm 20%	238	1.5	3.0	2.2

*1 T=40K rise at rated current. *2 Inductance drop 30% at rated current.
 ● Operating temperature range: -20 to +120°C (Including self-temperature rise)

Shape and Dimensions

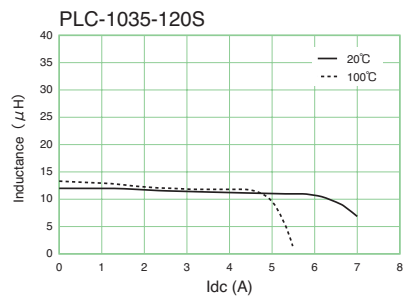
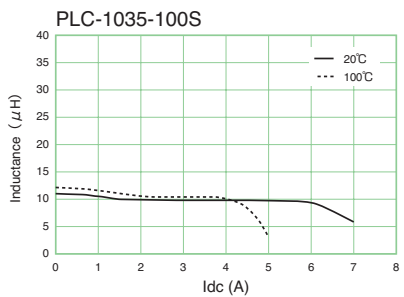
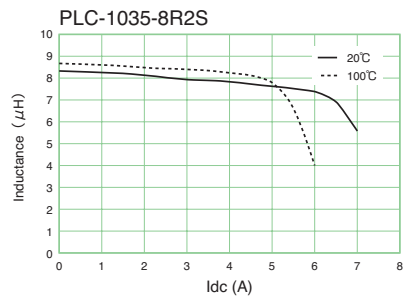
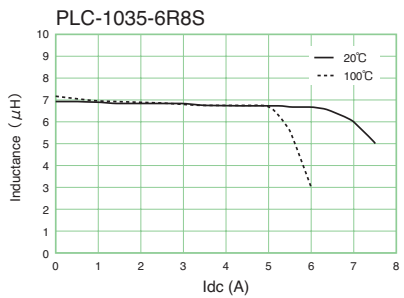
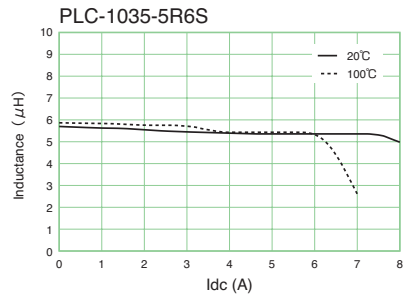
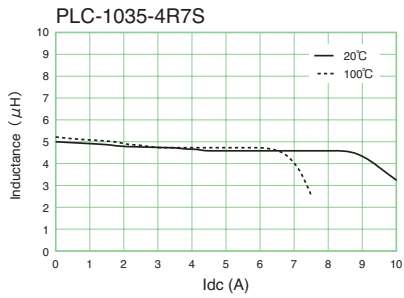
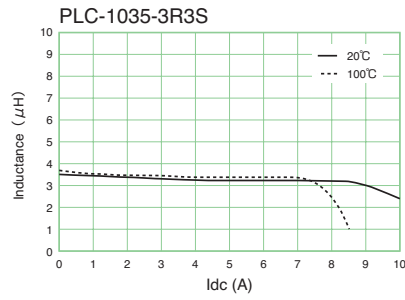
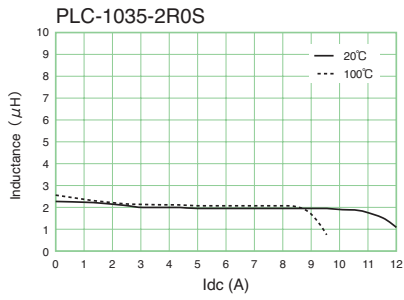


Recommended Land Pattern



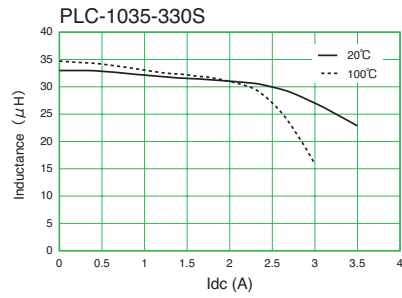
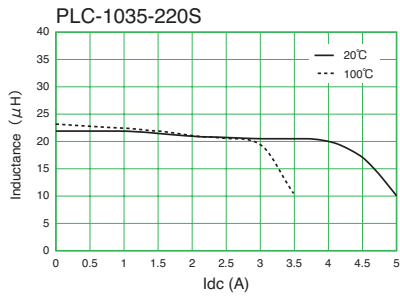
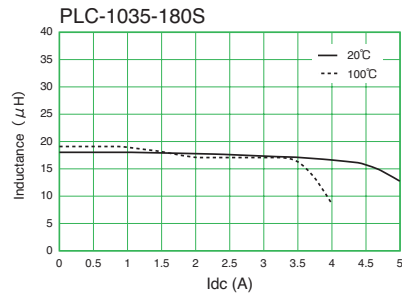
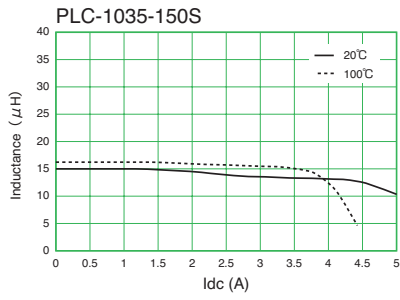
- All specifications in this catalog and production status of products are subject to change without notice. Prior to the purchase, please contact TOKIN for updated product data.
- Please request for a specification sheet for detailed product data prior to the purchase.
- Before using the product in this catalog, please read "Precautions" and other safety precautions listed in the printed version catalog.

DC-Superposed Characteristics



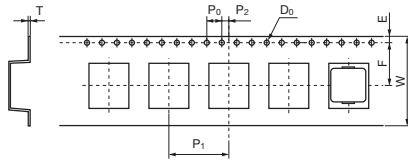
- All specifications in this catalog and production status of products are subject to change without notice. Prior to the purchase, please contact TOKIN for updated product data.
- Please request for a specification sheet for detailed product data prior to the purchase.
- Before using the product in this catalog, please read "Precautions" and other safety precautions listed in the printed version catalog.

DC-Superposed Characteristics



PLC-1035 Series

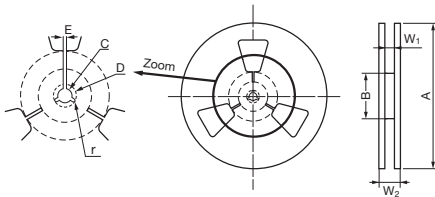
Dimensions of indented square hole plastic tape



	W	F	E	P ₁	P ₂	P ₀	D ₀	T
	±0.3	±0.1	±0.1	±0.1	±0.1	±0.1	±0.05	±0.05
1035 Series	24.0	11.5	1.75	16.0	2.0	4.0	1.55	0.4

	pcs./reel
1035 Series	1000

Reel dimensions



	A	B	C	D	E	r	W ₁	W ₂
	±5	±5	±0.5	±0.8	±0.5	r	±0.5	±0.5
	380	80	13.5	21.0	2.0	R1.0	25.5	29.5



- All specifications in this catalog and production status of products are subject to change without notice. Prior to the purchase, please contact TOKIN for updated product data.
- Please request for a specification sheet for detailed product data prior to the purchase.
- Before using the product in this catalog, please read "Precautions" and other safety precautions listed in the printed version catalog.

Leadless Power Inductors PLC-1045 Series

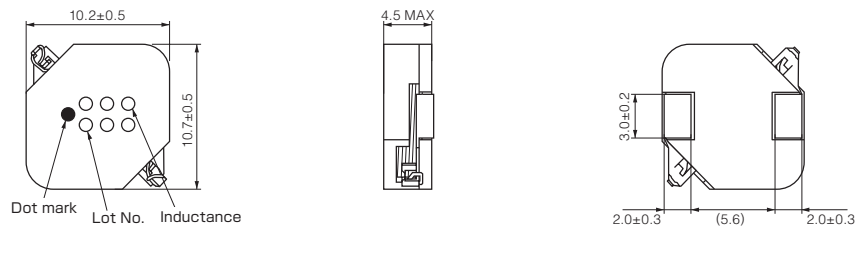
[RoHS Compliant]



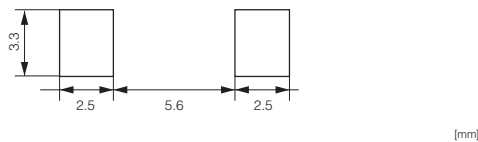
Model	Inductance at 100kHz, 1mA (μ H)	DC resistance RDC (m Ω) max.	I _{rms} *1	Rated current (A)	
				Isat (Ref.) *2 at 20°C	at 100°C
PLC-1045-2R0S	2.0 \pm 30%	16	6.9	10.6	7.6
PLC-1045-3R3S	3.3 \pm 30%	21	6.1	8.5	6.6
PLC-1045-4R7S	4.7 \pm 30%	23	5.5	6.3	4.8
PLC-1045-5R6S	5.6 \pm 30%	25	5.1	5.9	4.4
PLC-1045-6R8S	6.8 \pm 30%	28	4.7	5.6	4.3
PLC-1045-8R2S	8.2 \pm 30%	36	4.0	5.2	4.2
PLC-1045-100S	10.0 \pm 20%	41	3.6	4.9	3.9
PLC-1045-120S	12.0 \pm 20%	50	3.4	4.7	3.6
PLC-1045-150S	15.0 \pm 20%	65	3.2	4.1	3.1
PLC-1045-180S	18.0 \pm 20%	70	3.0	3.4	2.7
PLC-1045-220S	22.0 \pm 20%	95	2.9	3.3	2.4
PLC-1045-330S	33.0 \pm 20%	165	2.2	2.7	2.0

*1 T=40K rise at rated current. *2 Inductance drop 30% at rated current.
 ●Operating temperature range: -20 to +120°C (Including self-temperature rise)

Shape and Dimensions

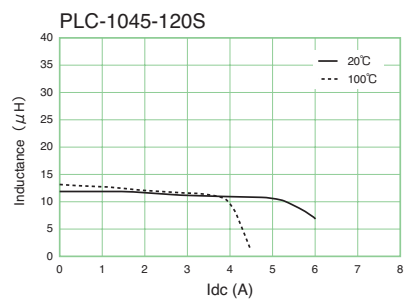
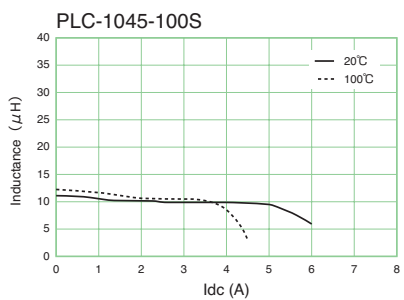
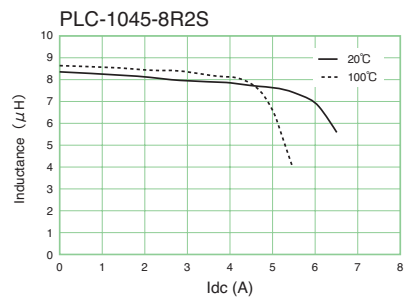
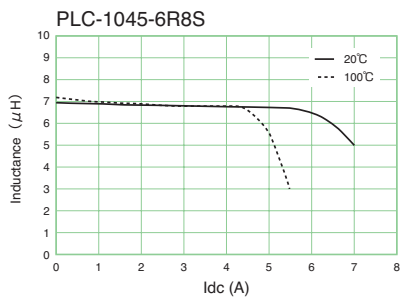
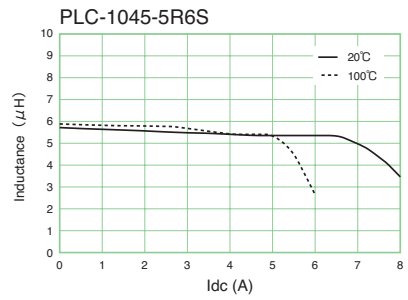
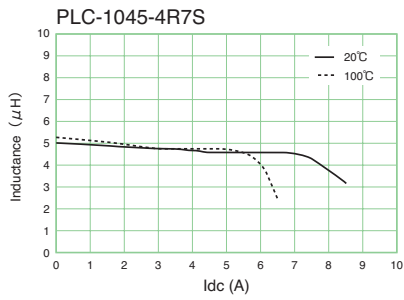
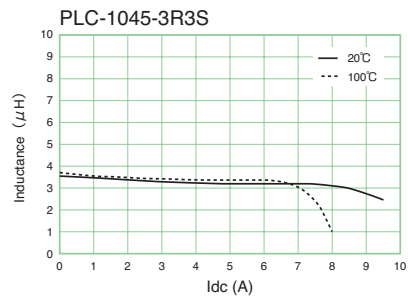
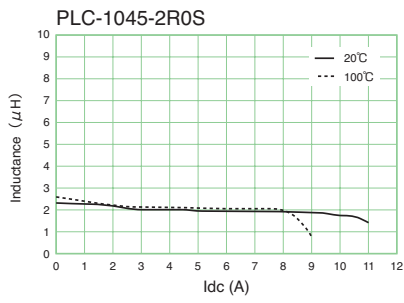


Recommended Land Pattern



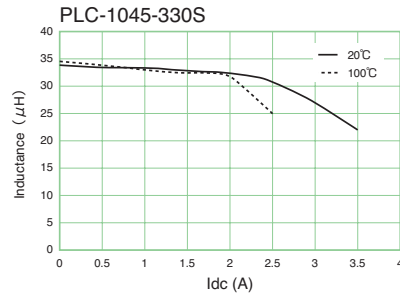
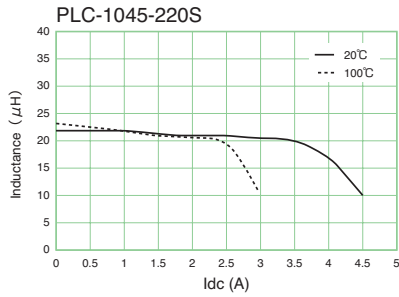
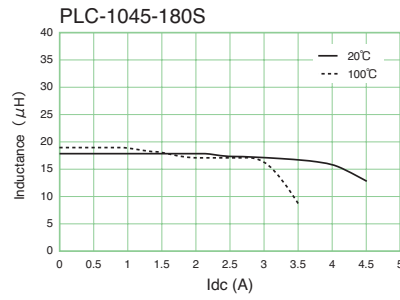
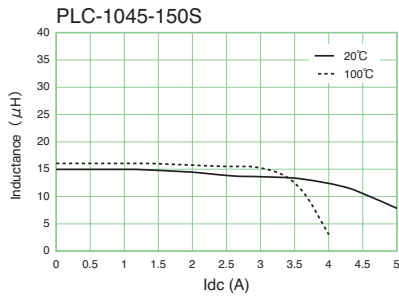
- All specifications in this catalog and production status of products are subject to change without notice. Prior to the purchase, please contact TOKIN for updated product data.
- Please request for a specification sheet for detailed product data prior to the purchase.
- Before using the product in this catalog, please read "Precautions" and other safety precautions listed in the printed version catalog.

DC-Superposed Characteristics



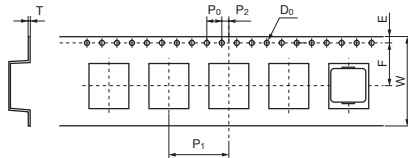
- All specifications in this catalog and production status of products are subject to change without notice. Prior to the purchase, please contact TOKIN for updated product data.
- Please request for a specification sheet for detailed product data prior to the purchase.
- Before using the product in this catalog, please read "Precautions" and other safety precautions listed in the printed version catalog.

DC-Superposed Characteristics



PLC-1045 Series

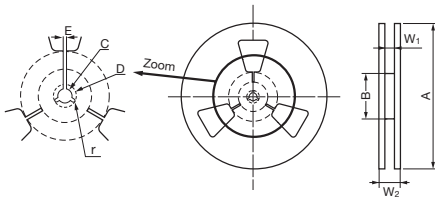
Dimensions of indented square hole plastic tape



	W	F	E	P ₁	P ₂	P ₀	D ₀	T
	±0.3	±0.1	±0.1	±0.1	±0.1	±0.1	±0.05	±0.05
1045 Series	24.0	11.5	1.75	16.0	2.0	4.0	1.55	0.4

	pcs./reel
1045 Series	1000

Reel dimensions



A	B	C	D	E	r	W ₁	W ₂
±5	±5	±0.5	±0.8	±0.5	r	±0.5	±0.5
380	80	13.5	21.0	2.0	R1.0	25.5	29.5



- All specifications in this catalog and production status of products are subject to change without notice. Prior to the purchase, please contact TOKIN for updated product data.
- Please request for a specification sheet for detailed product data prior to the purchase.
- Before using the product in this catalog, please read "Precautions" and other safety precautions listed in the printed version catalog.

Leadless Power Inductors PLC-1055 Series

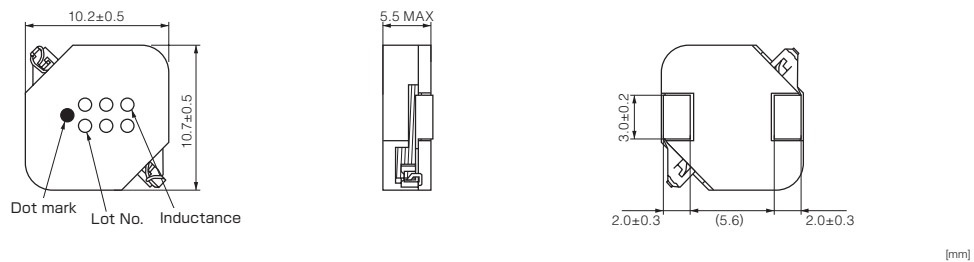
[RoHS Compliant]



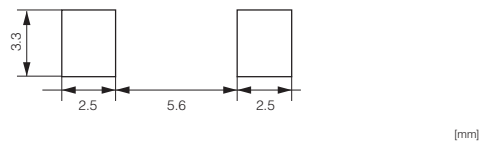
Model	Inductance at 100kHz, 1mA (μ H)	DC resistance RDC (m Ω) max.	I _{rms} * ¹	Rated current (A)	
				Isat (Ref.) * ² at 20°C	at 100°C
PLC-1055-2R0S	2.0 \pm 30%	13	8.2	13.6	11.0
PLC-1055-3R3S	3.3 \pm 30%	18	7.2	9.6	7.0
PLC-1055-4R7S	4.7 \pm 30%	21	5.8	8.7	6.6
PLC-1055-5R6S	5.6 \pm 30%	24	5.7	8.3	6.5
PLC-1055-6R8S	6.8 \pm 30%	26	5.1	8.2	6.1
PLC-1055-8R2S	8.2 \pm 30%	33	4.7	7.4	5.5
PLC-1055-100S	10.0 \pm 20%	43	4.0	6.7	4.9
PLC-1055-120S	12.0 \pm 20%	46	3.8	5.8	4.2
PLC-1055-150S	15.0 \pm 20%	50	3.5	4.9	3.5
PLC-1055-180S	18.0 \pm 20%	54	3.4	4.5	3.4
PLC-1055-220S	22.0 \pm 20%	62	3.3	4.2	3.1
PLC-1055-330S	33.0 \pm 20%	110	2.7	3.1	2.3

*¹ T=40K rise at rated current. *² Inductance drop 30% at rated current.
 ● Operating temperature range: -20 to +120°C (Including self-temperature rise)

Shape and Dimensions

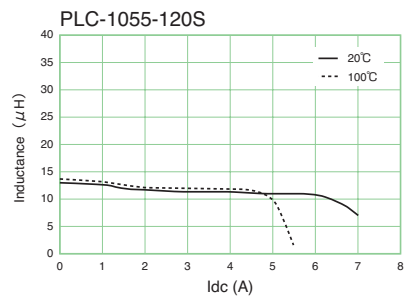
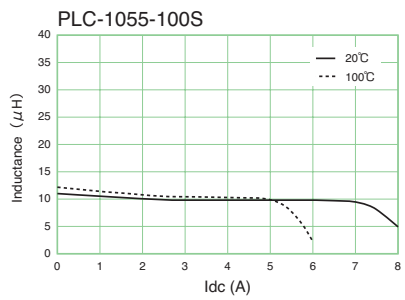
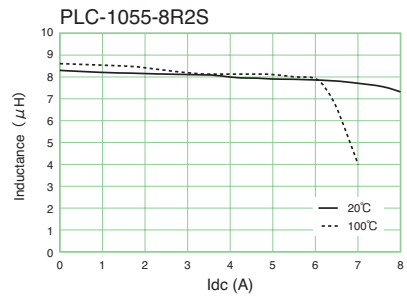
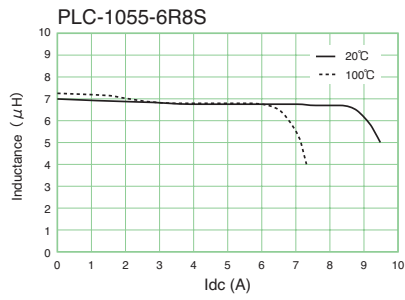
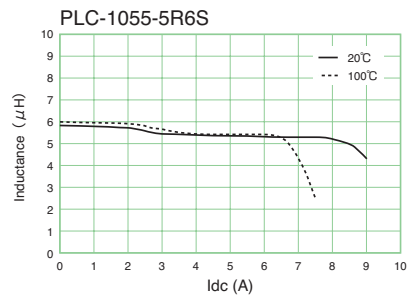
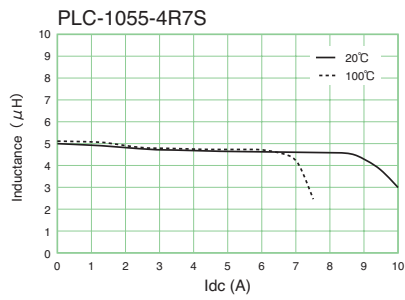
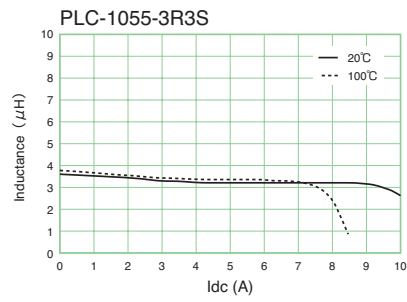
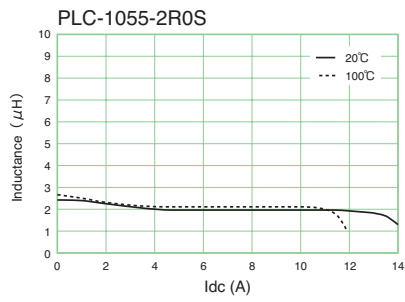


Recommended Land Pattern



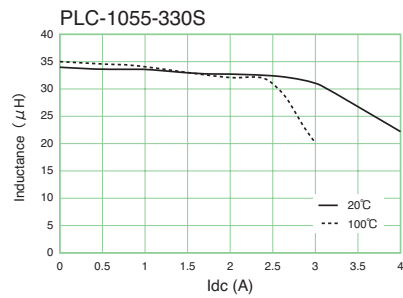
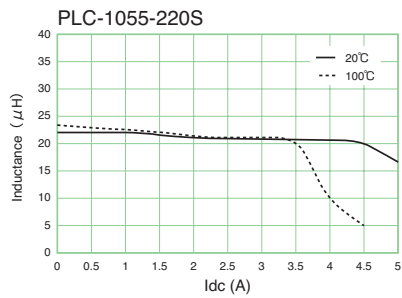
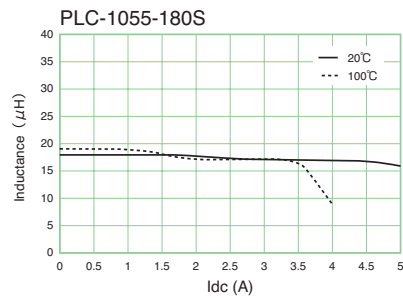
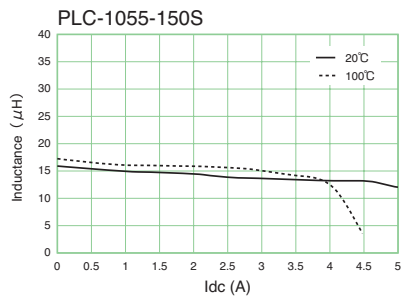
- All specifications in this catalog and production status of products are subject to change without notice. Prior to the purchase, please contact TOKIN for updated product data.
- Please request for a specification sheet for detailed product data prior to the purchase.
- Before using the product in this catalog, please read "Precautions" and other safety precautions listed in the printed version catalog.

DC-Superposed Characteristics



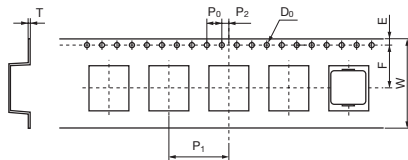
- All specifications in this catalog and production status of products are subject to change without notice. Prior to the purchase, please contact TOKIN for updated product data.
- Please request for a specification sheet for detailed product data prior to the purchase.
- Before using the product in this catalog, please read "Precautions" and other safety precautions listed in the printed version catalog.

DC-Superposed Characteristics



PLC-1055 Series

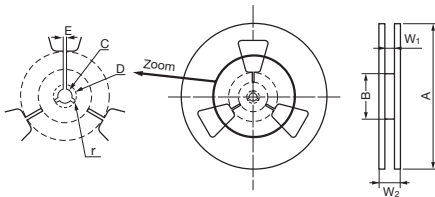
Dimensions of indented square hole plastic tape



	W	F	E	P ₁	P ₂	P ₀	D ₀	T
	±0.3	±0.1	±0.1	±0.1	±0.1	±0.1	±0.05	±0.05
1055 Series	24.0	11.5	1.75	16.0	2.0	4.0	1.55	0.4

	pcs./reel
1055 Series	800

Reel dimensions



A	B	C	D	E	r	W ₁	W ₂
±5	±5	±0.5	±0.8	±0.5		±0.5	±0.5
380	80	13.5	21.0	2.0	R1.0	25.5	29.5



- All specifications in this catalog and production status of products are subject to change without notice. Prior to the purchase, please contact TOKIN for updated product data.
- Please request for a specification sheet for detailed product data prior to the purchase.
- Before using the product in this catalog, please read "Precautions" and other safety precautions listed in the printed version catalog.

Leadless Power Inductors PLC-1060 Series

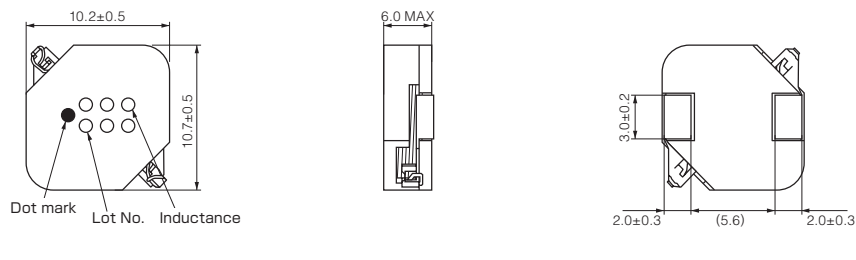
[RoHS Compliant]



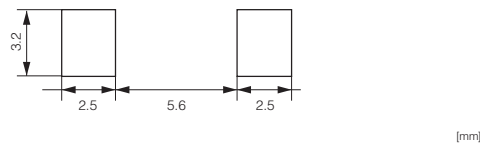
Model	Inductance at 100kHz, 1mA (μ H)	DC resistance RDC (m Ω) max.	I _{rms} *1	Rated current (A)	
				Isat (Ref.) *2 at 20°C	at 100°C
PLC-1060-2R0S	2.0 \pm 30%	16	6.7	15.7	11.9
PLC-1060-3R3S	3.3 \pm 30%	19	6.2	11.2	8.0
PLC-1060-4R7S	4.7 \pm 30%	22	5.7	8.8	6.7
PLC-1060-5R6S	5.6 \pm 30%	24	5.5	8.4	6.6
PLC-1060-6R8S	6.8 \pm 30%	27	4.8	8.3	6.2
PLC-1060-8R2S	8.2 \pm 30%	34	4.6	7.5	5.6
PLC-1060-100S	10.0 \pm 20%	43	3.9	7.0	5.1
PLC-1060-120S	12.0 \pm 20%	47	3.7	5.9	4.6
PLC-1060-150S	15.0 \pm 20%	51	3.5	5.4	4.2
PLC-1060-180S	18.0 \pm 20%	58	3.3	4.9	3.7
PLC-1060-220S	22.0 \pm 20%	65	3.0	4.7	3.5
PLC-1060-330S	33.0 \pm 20%	96	2.3	3.9	2.9

*1 T=40K rise at rated current. *2 Inductance drop 30% at rated current.
 ●Operating temperature range: -20 to +120°C (Including self-temperature rise)

Shape and Dimensions

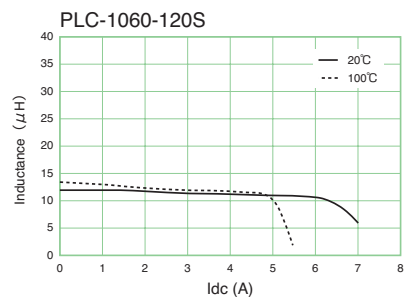
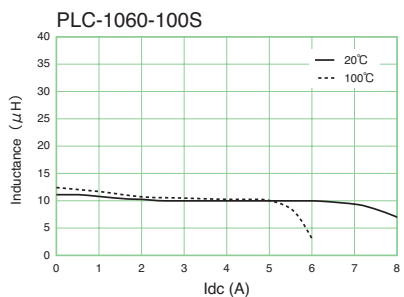
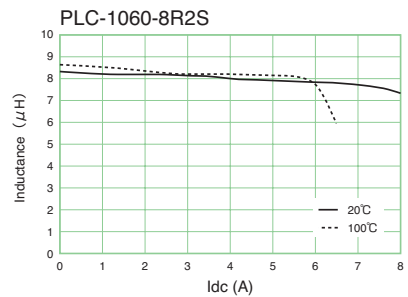
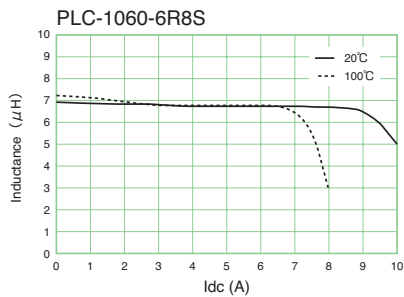
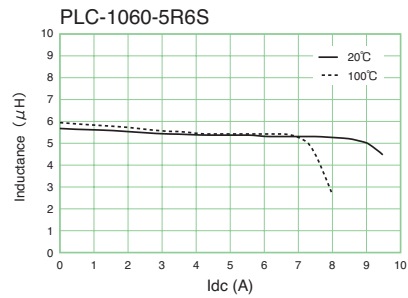
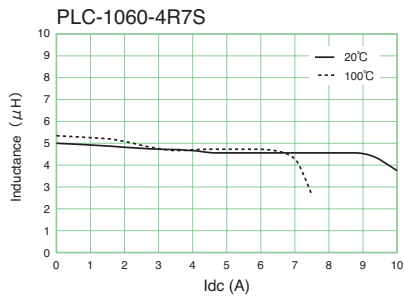
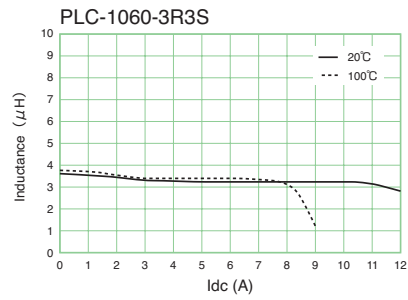
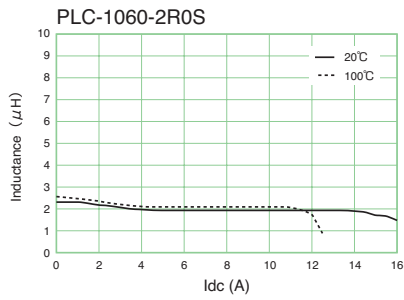


Recommended Land Pattern



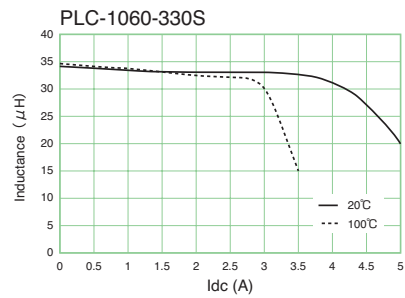
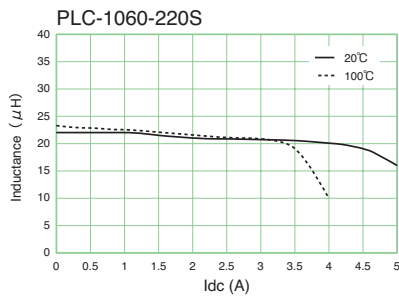
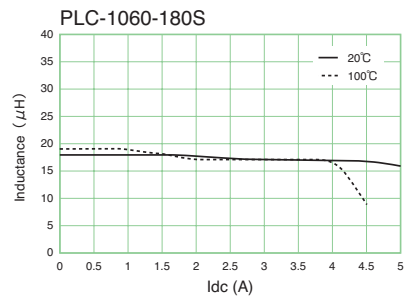
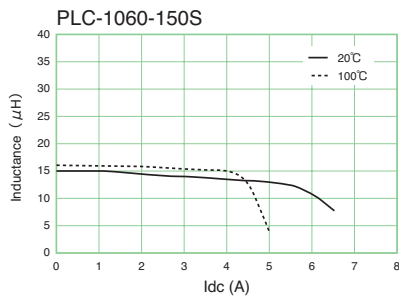
- All specifications in this catalog and production status of products are subject to change without notice. Prior to the purchase, please contact TOKIN for updated product data.
- Please request for a specification sheet for detailed product data prior to the purchase.
- Before using the product in this catalog, please read "Precautions" and other safety precautions listed in the printed version catalog.

DC-Superposed Characteristics



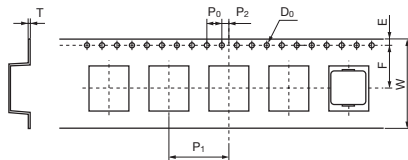
- All specifications in this catalog and production status of products are subject to change without notice. Prior to the purchase, please contact TOKIN for updated product data.
- Please request for a specification sheet for detailed product data prior to the purchase.
- Before using the product in this catalog, please read "Precautions" and other safety precautions listed in the printed version catalog.

DC-Superposed Characteristics



PLC-1060 Series

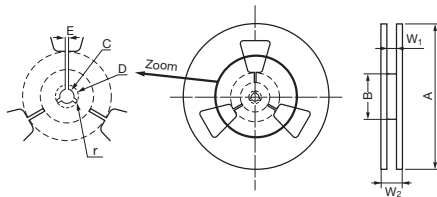
Dimensions of indented square hole plastic tape



	W	F	E	P ₁	P ₂	P ₀	D ₀	T
	±0.3	±0.1	±0.1	±0.1	±0.1	±0.1	±0.05	±0.05
1060 Series	24.0	11.5	1.75	16.0	2.0	4.0	1.55	0.4

	pcs./reel
1060 Series	800

Reel dimensions



A	B	C	D	E	r	W ₁	W ₂
±5	±5	±0.5	±0.8	±0.5	r	±0.5	±0.5
380	80	13.5	21.0	2.0	R1.0	25.5	29.5



- All specifications in this catalog and production status of products are subject to change without notice. Prior to the purchase, please contact TOKIN for updated product data.
- Please request for a specification sheet for detailed product data prior to the purchase.
- Before using the product in this catalog, please read "Precautions" and other safety precautions listed in the printed version catalog.

Leadless Power Inductors PLC-1235 Series

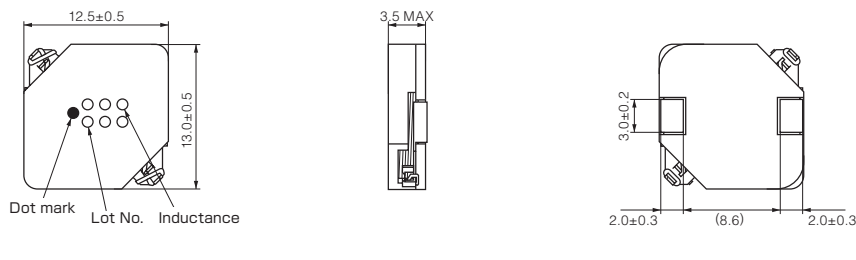
[RoHS Compliant]



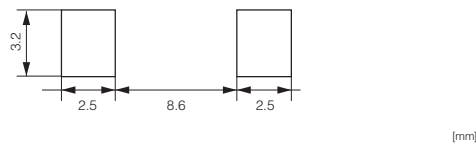
Model	Inductance at 100kHz, 1mA (μ H)	DC resistance RDC (m Ω) max.	I _{rms} * ¹	Rated current (A)	
				Isat (Ref.) * ² at 20°C	at 100°C
PLC-1235-2R0S	2.0 \pm 30%	15	6.7	12.3	9.1
PLC-1235-3R3S	3.3 \pm 30%	19	6.0	9.6	7.1
PLC-1235-4R7S	4.7 \pm 30%	27	5.4	8.5	6.5
PLC-1235-5R6S	5.6 \pm 30%	35	4.5	7.7	6.0
PLC-1235-6R8S	6.8 \pm 30%	39	4.3	6.7	5.1
PLC-1235-8R2S	8.2 \pm 30%	53	3.6	6.2	4.6
PLC-1235-100S	10.0 \pm 20%	58	3.5	6.0	4.5
PLC-1235-120S	12.0 \pm 20%	65	3.2	5.9	4.4
PLC-1235-150S	15.0 \pm 20%	77	3.1	5.4	4.0
PLC-1235-180S	18.0 \pm 20%	120	2.2	4.8	3.3
PLC-1235-220S	22.0 \pm 20%	140	2.1	4.3	3.0
PLC-1235-330S	33.0 \pm 20%	170	1.8	3.3	2.5

*1 T=40K rise at rated current. *2 Inductance drop 30% at rated current.
 ● Operating temperature range: -20 to +120°C (Including self-temperature rise)

Shape and Dimensions

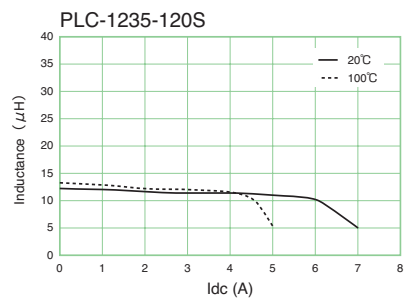
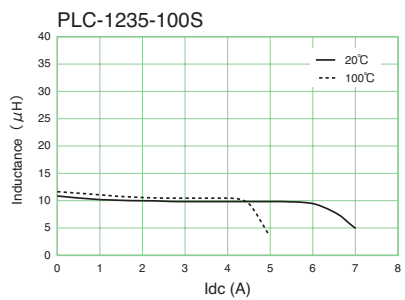
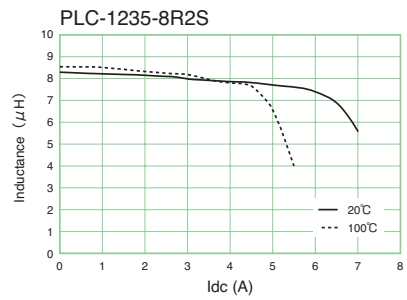
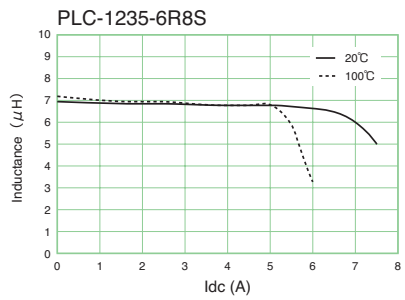
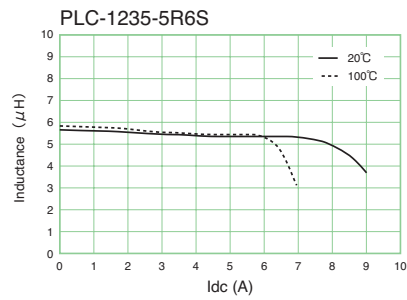
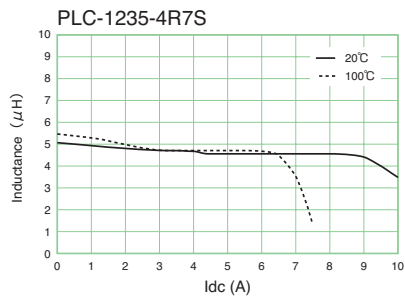
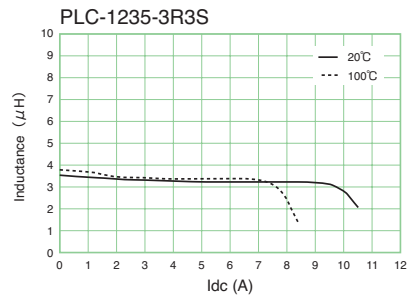
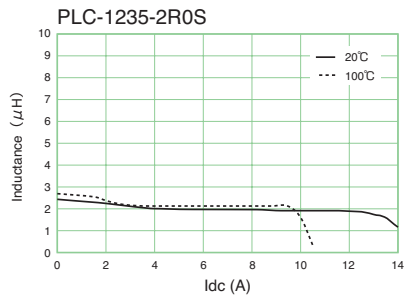


Recommended Land Pattern



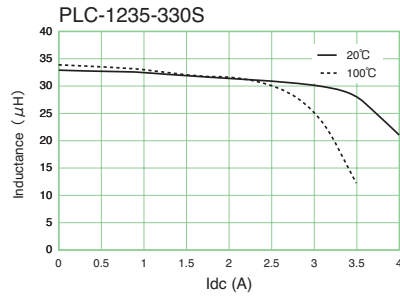
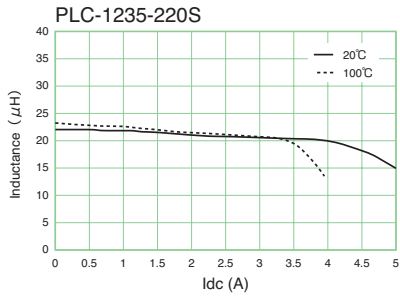
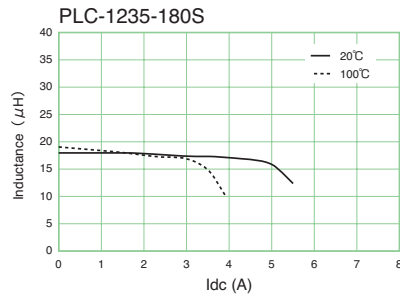
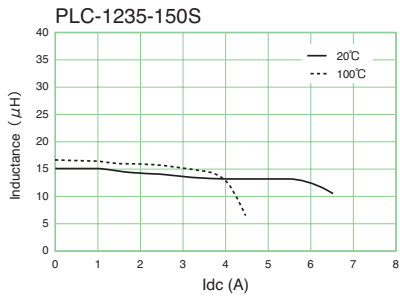
- All specifications in this catalog and production status of products are subject to change without notice. Prior to the purchase, please contact TOKIN for updated product data.
- Please request for a specification sheet for detailed product data prior to the purchase.
- Before using the product in this catalog, please read "Precautions" and other safety precautions listed in the printed version catalog.

DC-Superposed Characteristics



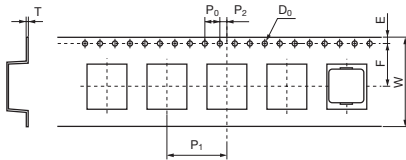
- All specifications in this catalog and production status of products are subject to change without notice. Prior to the purchase, please contact TOKIN for updated product data.
- Please request for a specification sheet for detailed product data prior to the purchase.
- Before using the product in this catalog, please read "Precautions" and other safety precautions listed in the printed version catalog.

DC-Superposed Characteristics



PLC-1235 Series

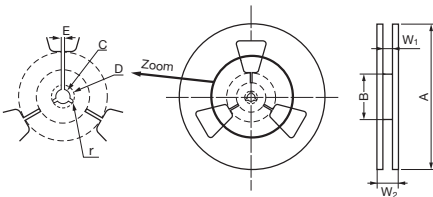
Dimensions of indented square hole plastic tape



	W	F	E	P ₁	P ₂	P ₀	D ₀	T
	±0.3	±0.1	±0.1	±0.1	±0.1	±0.1	±0.05	±0.05
1235 Series	24.0	11.5	1.75	16.0	2.0	4.0	1.55	0.4

	pcs./reel
1235 Series	700

Reel dimensions



	A	B	C	D	E	r	W ₁	W ₂
	±5	±5	±0.5	±0.8	±0.5	r	±0.5	±0.5
	380	80	13.5	21.0	2.0	R1.0	25.5	29.5



- All specifications in this catalog and production status of products are subject to change without notice. Prior to the purchase, please contact TOKIN for updated product data.
- Please request for a specification sheet for detailed product data prior to the purchase.
- Before using the product in this catalog, please read "Precautions" and other safety precautions listed in the printed version catalog.

Leadless Power Inductors PLC-1245 Series

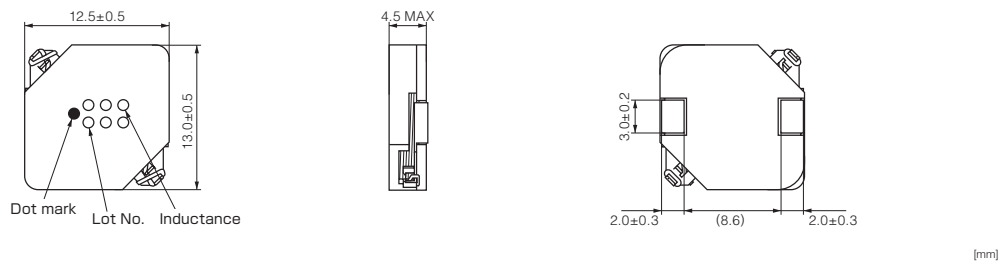
[RoHS Compliant]



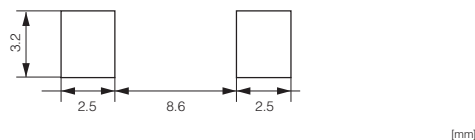
Model	Inductance at 100kHz, 1mA (μ H)	DC resistance RDC (m Ω) max.	I _{rms} *1	Rated current (A)	
				Isat (Ref.) *2 at 20°C	at 100°C
PLC-1245-2R0S	2.0 \pm 30%	13	7.4	12.4	9.2
PLC-1245-3R3S	3.3 \pm 30%	16	6.7	9.7	7.2
PLC-1245-4R7S	4.7 \pm 30%	22	6.2	8.7	6.8
PLC-1245-5R6S	5.6 \pm 30%	25	6.1	8.2	6.1
PLC-1245-6R8S	6.8 \pm 30%	29	5.3	7.2	5.3
PLC-1245-8R2S	8.2 \pm 30%	31	5.0	6.9	5.2
PLC-1245-100S	10.0 \pm 20%	38	4.7	6.3	4.5
PLC-1245-120S	12.0 \pm 20%	42	4.0	6.0	4.4
PLC-1245-150S	15.0 \pm 20%	47	3.7	5.5	4.1
PLC-1245-180S	18.0 \pm 20%	49	3.5	5.1	3.4
PLC-1245-220S	22.0 \pm 20%	66	3.2	4.4	3.1
PLC-1245-330S	33.0 \pm 20%	80	2.9	3.4	2.6

*1 T=40K rise at rated current. *2 Inductance drop 30% at rated current.
 ● Operating temperature range: -20 to +120°C (Including self-temperature rise)

Shape and Dimensions

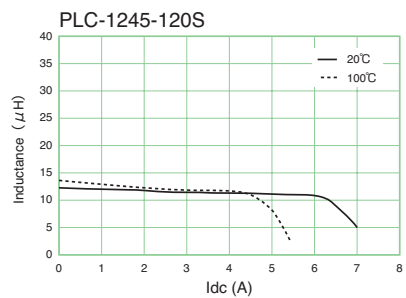
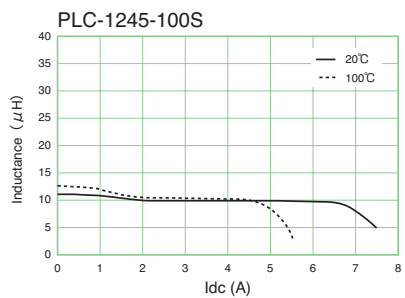
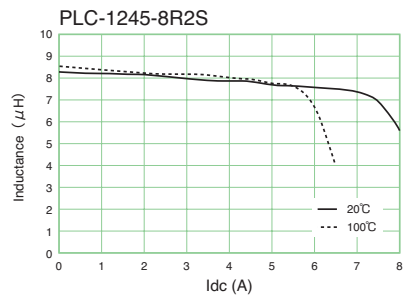
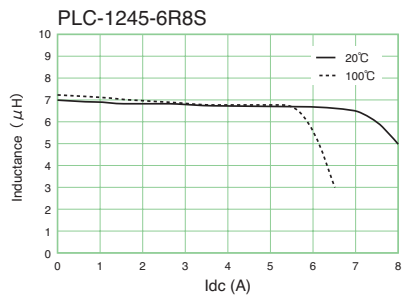
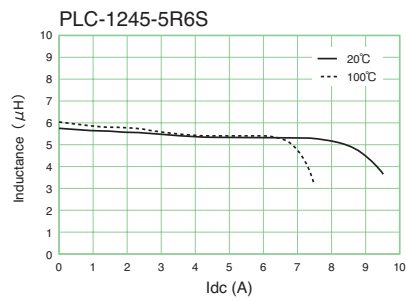
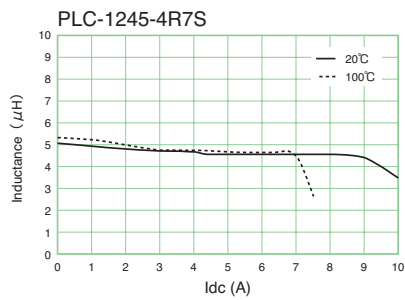
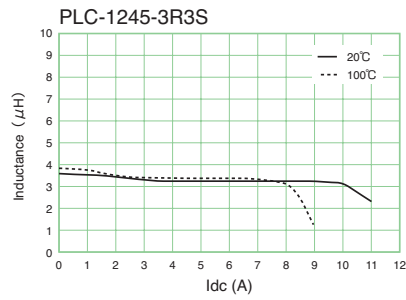
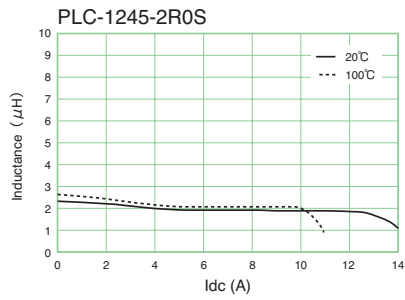


Recommended Land Pattern



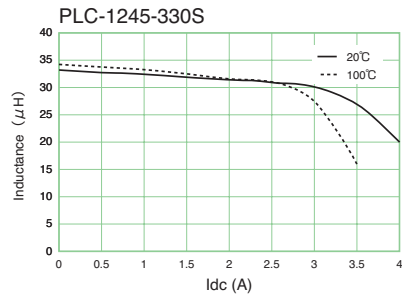
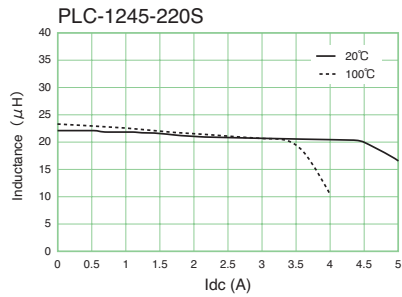
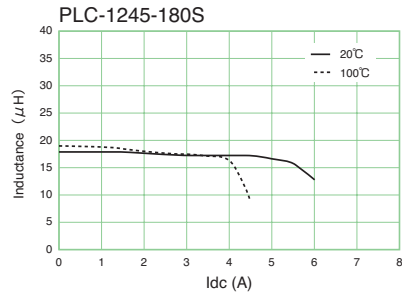
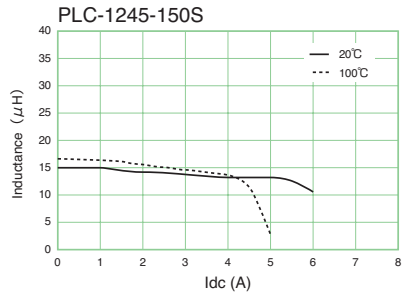
- All specifications in this catalog and production status of products are subject to change without notice. Prior to the purchase, please contact TOKIN for updated product data.
- Please request for a specification sheet for detailed product data prior to the purchase.
- Before using the product in this catalog, please read "Precautions" and other safety precautions listed in the printed version catalog.

DC-Superposed Characteristics



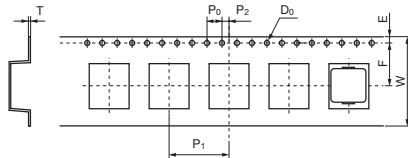
- All specifications in this catalog and production status of products are subject to change without notice. Prior to the purchase, please contact TOKIN for updated product data.
- Please request for a specification sheet for detailed product data prior to the purchase.
- Before using the product in this catalog, please read "Precautions" and other safety precautions listed in the printed version catalog.

DC-Superposed Characteristics



PLC-1245 Series

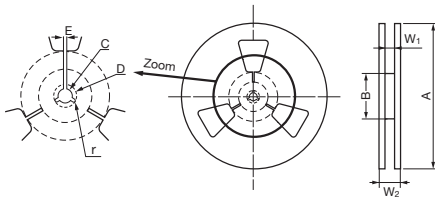
Dimensions of indented square hole plastic tape



	W	F	E	P ₁	P ₂	P ₀	D ₀	T
	±0.3	±0.1	±0.1	±0.1	±0.1	±0.1	±0.05	±0.05
1245 Series	24.0	11.5	1.75	16.0	2.0	4.0	1.55	0.4

	pcs./reel
1245 Series	700

Reel dimensions



A	B	C	D	E	r	W ₁	W ₂
±5	±5	±0.5	±0.8	±0.5	r	±0.5	±0.5
380	80	13.5	21.0	2.0	R1.0	25.5	29.5



- All specifications in this catalog and production status of products are subject to change without notice. Prior to the purchase, please contact TOKIN for updated product data.
- Please request for a specification sheet for detailed product data prior to the purchase.
- Before using the product in this catalog, please read "Precautions" and other safety precautions listed in the printed version catalog.

Leadless Power Inductors PLC-1255 Series

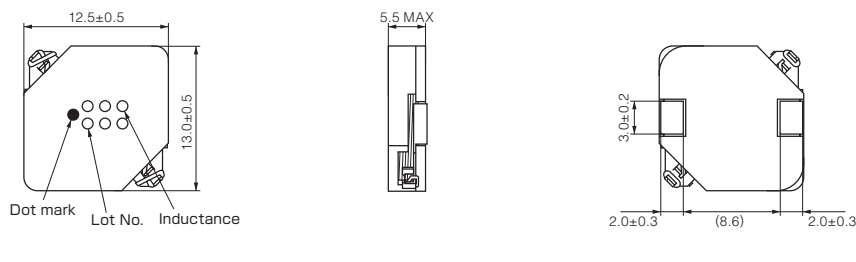
[RoHS Compliant]



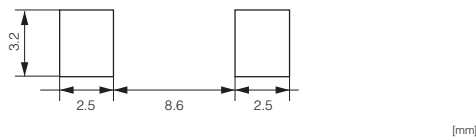
Model	Inductance at 100kHz, 1mA (μ H)	DC resistance RDC (m Ω) max.	I _{rms} * ¹	Rated current (A)	
				Isat (Ref.) * ² at 20°C	at 100°C
PLC-1255-2R0S	2.0 \pm 30%	12	7.8	13.3	9.6
PLC-1255-3R3S	3.3 \pm 30%	13	7.5	10.4	7.5
PLC-1255-4R7S	4.7 \pm 30%	15	7.4	9.5	7.3
PLC-1255-5R6S	5.6 \pm 30%	17	7.2	9.1	6.8
PLC-1255-6R8S	6.8 \pm 30%	19	6.8	8.4	6.0
PLC-1255-8R2S	8.2 \pm 30%	24	6.1	7.3	5.4
PLC-1255-100S	10.0 \pm 20%	25	5.8	6.6	4.6
PLC-1255-120S	12.0 \pm 20%	27	5.2	6.3	4.5
PLC-1255-150S	15.0 \pm 20%	38	4.4	5.8	4.2
PLC-1255-180S	18.0 \pm 20%	44	4.2	5.7	4.1
PLC-1255-220S	22.0 \pm 20%	47	3.9	4.6	3.4
PLC-1255-330S	33.0 \pm 20%	70	3.4	4.0	2.9

*¹ T=40K rise at rated current. *² Inductance drop 30% at rated current.
 ● Operating temperature range: -20 to +120°C (Including self-temperature rise)

Shape and Dimensions

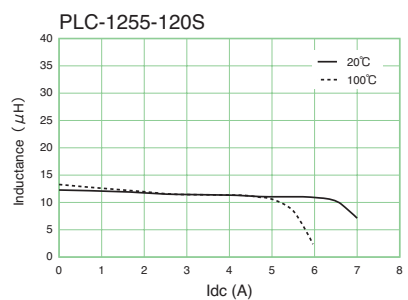
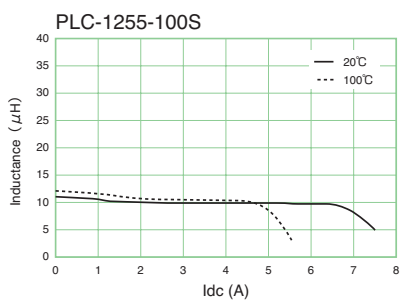
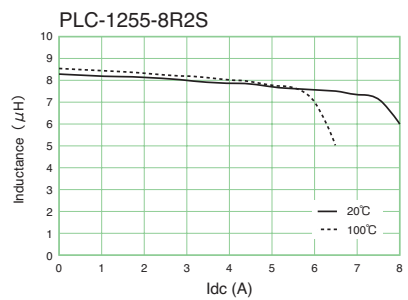
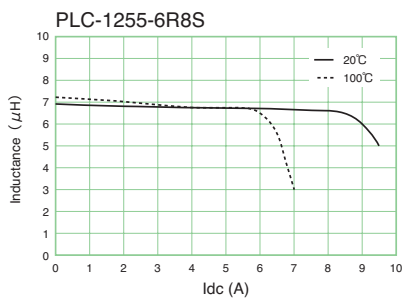
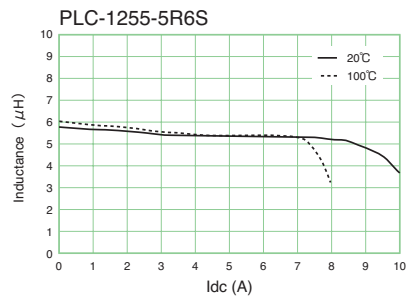
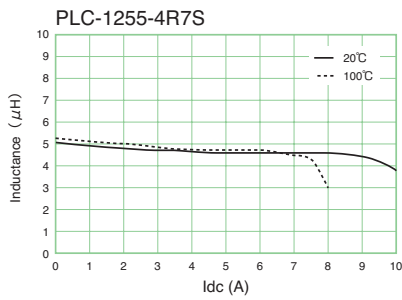
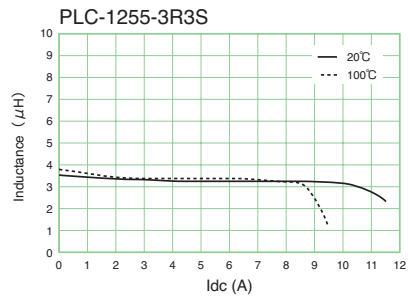
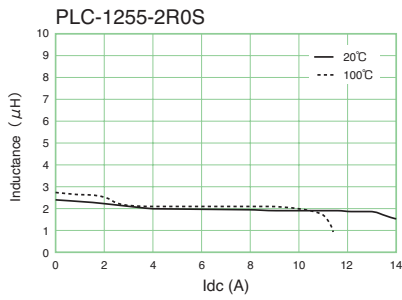


Recommended Land Pattern



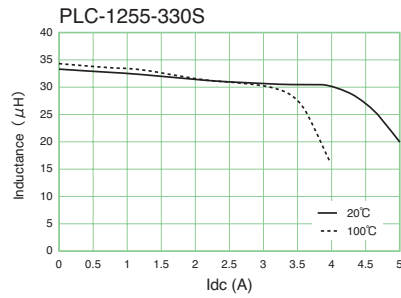
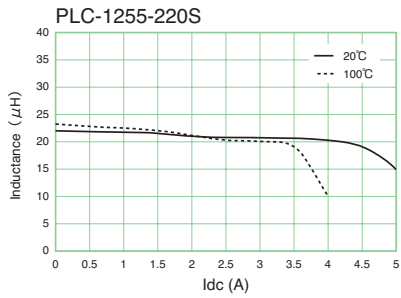
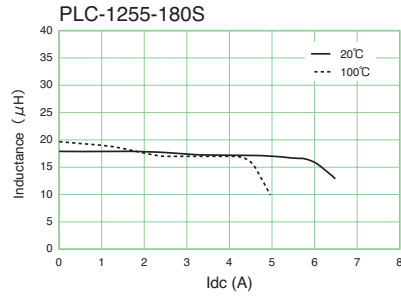
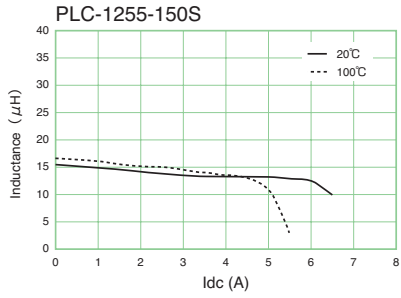
- All specifications in this catalog and production status of products are subject to change without notice. Prior to the purchase, please contact TOKIN for updated product data.
- Please request for a specification sheet for detailed product data prior to the purchase.
- Before using the product in this catalog, please read "Precautions" and other safety precautions listed in the printed version catalog.

DC-Superposed Characteristics



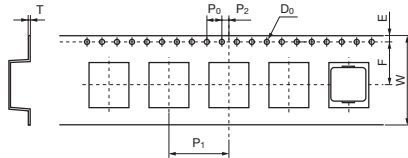
- All specifications in this catalog and production status of products are subject to change without notice. Prior to the purchase, please contact TOKIN for updated product data.
- Please request for a specification sheet for detailed product data prior to the purchase.
- Before using the product in this catalog, please read "Precautions" and other safety precautions listed in the printed version catalog.

DC-Superposed Characteristics



PLC-1255 Series

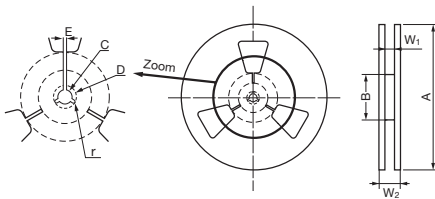
Dimensions of indented square hole plastic tape



	W	F	E	P ₁	P ₂	P ₀	D ₀	T
	±0.3	±0.1	±0.1	±0.1	±0.1	±0.1	±0.05	±0.05
1255 Series	24.0	11.5	1.75	16.0	2.0	4.0	1.55	0.4

	pcs./reel
1255 Series	700

Reel dimensions



A	B	C	D	E	r	W ₁	W ₂
±5	±5	±0.5	±0.8	±0.5		±0.5	±0.5
380	80	13.5	21.0	2.0	R1.0	25.5	29.5



- All specifications in this catalog and production status of products are subject to change without notice. Prior to the purchase, please contact TOKIN for updated product data.
- Please request for a specification sheet for detailed product data prior to the purchase.
- Before using the product in this catalog, please read "Precautions" and other safety precautions listed in the printed version catalog.

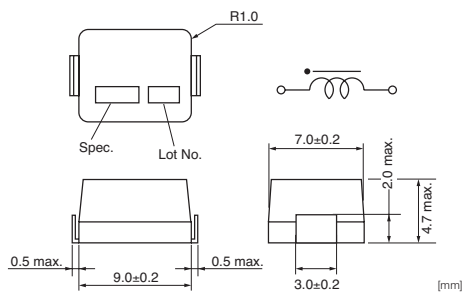
SN-S3M Series

[RoHS Compliant]

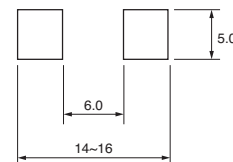


Model	Rated current (A)	Inductance (μH)	DC resistance (mΩ) max.	Operation temperature range (°C)	Packaging
SN-S3M-0523T	0.5	23.0 min.	350	-20~+85	Taping (1000 pcs./reel)
SN-S3M-1010T	1.0	10±20%	80	-20~+85	
SN-S3M-1006AT	1.0	6.0 min.	80	-20~+85	
SN-S3M-2005T	2.0	5.0 min.	40	-20~+85	
SN-S3M-20R8T	2.0	0.8 min.	20	-20~+85	

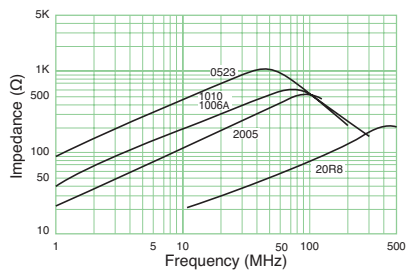
Shape and Dimensions



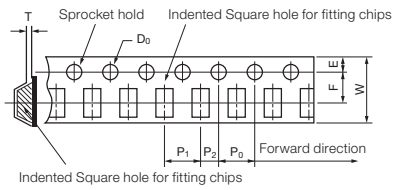
Recommended Land Pattern



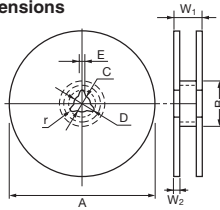
Impedance vs. Frequency



- All specifications in this catalog and production status of products are subject to change without notice. Prior to the purchase, please contact TOKIN for updated product data.
- Please request for a specification sheet for detailed product data prior to the purchase.
- Before using the product in this catalog, please read "Precautions" and other safety precautions listed in the printed version catalog.

SN-S3M Series (In contormity to EIAJ RC-1009)(1000pcs./reel)
Dimensions of indented square hole plastic tape


								[mm]
W	F	E	P ₁	P ₂	P ₀	D ₀	T	
±0.3	±0.1	±0.1	±0.1	±0.1	±0.1	+0.1,-0	max.	
16	7.5	1.75	12	2.0	4.0	1.5	0.6	

Reel dimensions


								[mm]
A	B	C	D	E	r	W ₁	W ₂	
		±0.5	±1.0	±0.5		+0.2,-0	±0.5	
330	80	13	21	2.0	0	12.4	1.5	



- All specifications in this catalog and production status of products are subject to change without notice. Prior to the purchase, please contact TOKIN for updated product data.
- Please request for a specification sheet for detailed product data prior to the purchase.
- Before using the product in this catalog, please read "Precautions" and other safety precautions listed in the printed version catalog.

Leadless Power Inductors H.DI-0520 Series

[RoHS Compliant]

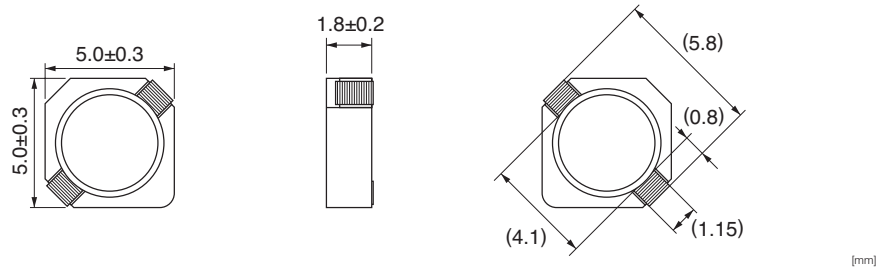


●H.DI-0520 Series

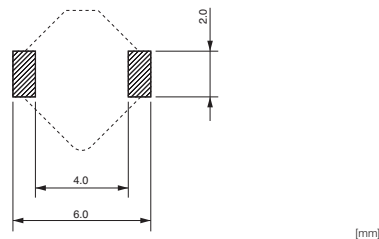
Model	Inductance at 100kHz, 1mA (μH)	DC resistance (Ω) max.	Rated current (A)
H.DI-0520-1R2	1.2±30%	0.035	3.40
H.DI-0520-2R2	2.2±30%	0.048	2.60
H.DI-0520-3R3	3.3±30%	0.062	2.00
H.DI-0520-4R7	4.7±30%	0.09	1.80
H.DI-0520-6R8	6.8±30%	0.14	1.40
H.DI-0520-100	10±20%	0.16	0.90
H.DI-0520-150	15±20%	0.26	0.70
H.DI-0520-220	22±20%	0.32	0.60
H.DI-0520-330	33±20%	0.54	0.40
H.DI-0520-470	47±20%	0.64	0.40
H.DI-0520-680	68±20%	1.07	0.30
H.DI-0520-101	100±20%	1.87	0.20

●Operating temperature range: -20 to +105°C (Including self-temperature rise)

Shape and Dimensions

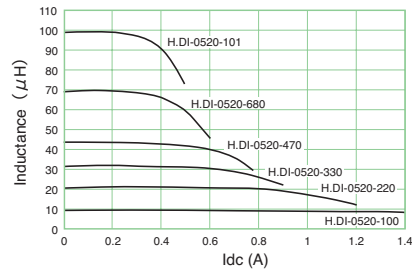
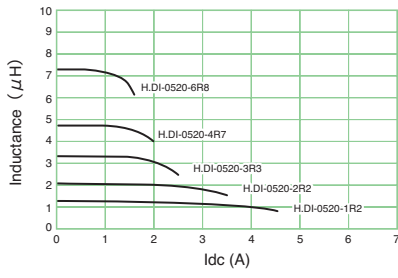


Recommended Land Pattern



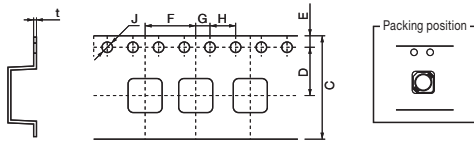
- All specifications in this catalog and production status of products are subject to change without notice. Prior to the purchase, please contact TOKIN for updated product data.
- Please request for a specification sheet for detailed product data prior to the purchase.
- Before using the product in this catalog, please read "Precautions" and other safety precautions listed in the printed version catalog.

DC-Superposed Characteristics



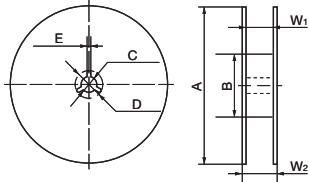
H.DI-0520 Series (2000pcs./reel)

Dimensions of indented square hole plastic tape



C	D	E	F	G	H	J	t
±0.3	±0.1	±0.1	±0.1	±0.1	±0.1	+0.1,-0	±0.05
12.0	5.5	1.75	8.0	2.0	4.0	1.5	0.4

Reel dimensions



A	B	C	D	E	W ₁	W ₂
		±0.5	±1.0	±0.5	+2.0,-0	±2.0
330	80	13.0	21.0	2.0	12.5	16.5



- All specifications in this catalog and production status of products are subject to change without notice. Prior to the purchase, please contact TOKIN for updated product data.
- Please request for a specification sheet for detailed product data prior to the purchase.
- Before using the product in this catalog, please read "Precautions" and other safety precautions listed in the printed version catalog.

Leadless Power Inductors H.DI-0630 Series

[RoHS Compliant]

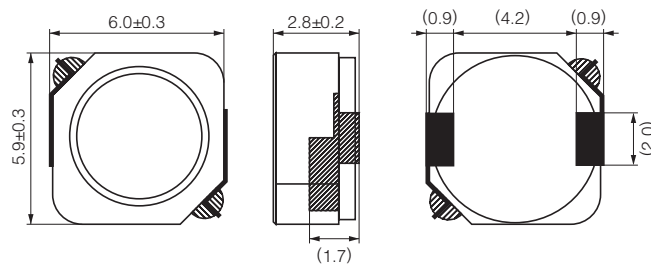


● **H.DI-0630 Series**

Model	Inductance at 100kHz, 1mA (μH)	DC resistance (mΩ) max.	Rated current (A)
H.DI-0630-1R3	1.3±30%	22	2.70
H.DI-0630-2R4	2.4±30%	28	2.50
H.DI-0630-3R8	3.8±30%	40	2.00
H.DI-0630-4R7	4.7±30%	43	1.90
H.DI-0630-6R8	6.8±30%	53	1.60
H.DI-0630-100	10±20%	67	1.20
H.DI-0630-150	15±20%	110	1.10
H.DI-0630-220	22±20%	170	0.85
H.DI-0630-330	33±20%	240	0.70
H.DI-0630-470	47±20%	350	0.60
H.DI-0630-680	68±20%	500	0.50
H.DI-0630-101	100±20%	680	0.45

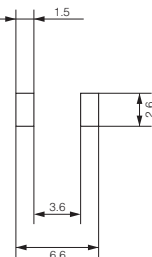
● Operating temperature range: -20 to +105°C (Including self-temperature rise)

Shape and Dimensions



[mm]

Recommended Land Pattern

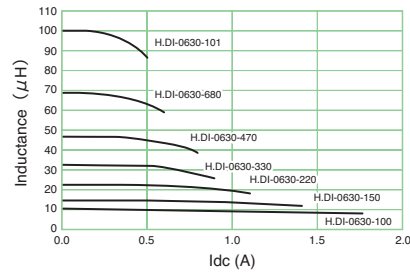
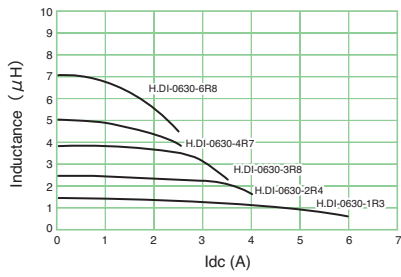


[mm]



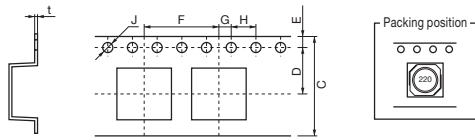
- All specifications in this catalog and production status of products are subject to change without notice. Prior to the purchase, please contact TOKIN for updated product data.
- Please request for a specification sheet for detailed product data prior to the purchase.
- Before using the product in this catalog, please read "Precautions" and other safety precautions listed in the printed version catalog.

DC-Superposed Characteristics



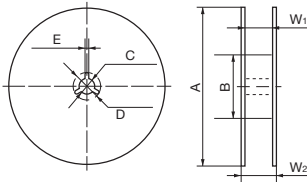
H.DI-0630 Series (2000pcs./reel)

Dimensions of indented square hole plastic tape



C	D	E	F	G	H	J	t
±0.3	±0.1	±0.1	±0.1	±0.1	±0.1	+0.1,-0	±0.05
12.0	5.5	1.75	8.0	2.0	4.0	1.5	0.4

Reel dimensions



A	B	C	D	E	W ₁	W ₂
		±0.5	±1.0	±0.5	+2.0,-0	±2.0
330	80	13.0	21.0	2.0	12.5	16.5



- All specifications in this catalog and production status of products are subject to change without notice. Prior to the purchase, please contact TOKIN for updated product data.
- Please request for a specification sheet for detailed product data prior to the purchase.
- Before using the product in this catalog, please read "Precautions" and other safety precautions listed in the printed version catalog.

Leadless Power Inductors H.DI-0740 Series

[RoHS Compliant]

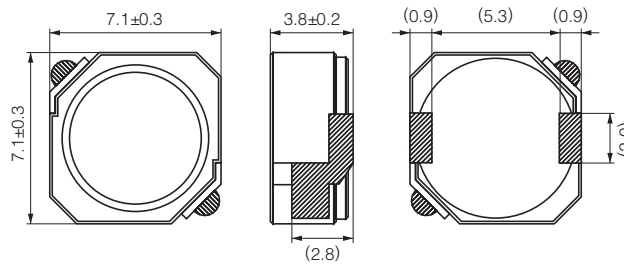


● **H.DI-0740 Series**

Model	Inductance at 100kHz, 1mA (μ H)	DC resistance (m Ω) max.	Rated current (A)
H.DI-0740-1R2	1.2 \pm 30%	14	4.50
H.DI-0740-2R2	2.2 \pm 30%	20	4.00
H.DI-0740-3R0	3.0 \pm 30%	22	3.00
H.DI-0740-4R7	4.7 \pm 30%	29	2.50
H.DI-0740-6R8	6.8 \pm 30%	37	1.70
H.DI-0740-100	10 \pm 25%	47	1.40
H.DI-0740-150	15 \pm 25%	60	1.20
H.DI-0740-220	22 \pm 25%	83	0.90
H.DI-0740-330	33 \pm 25%	140	0.80
H.DI-0740-470	47 \pm 25%	160	0.70
H.DI-0740-680	68 \pm 25%	230	0.65
H.DI-0740-101	100 \pm 25%	350	0.50

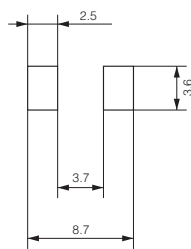
● Operating temperature range: -20 to +105°C (Including self-temperature rise)

Shape and Dimensions



[mm]

Recommended Land Pattern

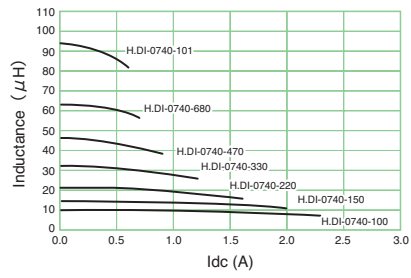
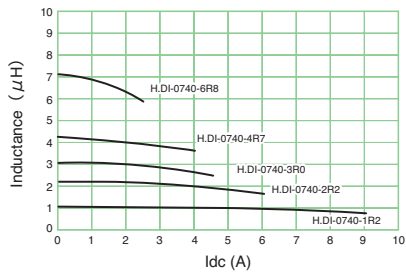


[mm]



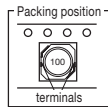
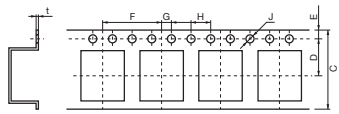
- All specifications in this catalog and production status of products are subject to change without notice. Prior to the purchase, please contact TOKIN for updated product data.
- Please request for a specification sheet for detailed product data prior to the purchase.
- Before using the product in this catalog, please read "Precautions" and other safety precautions listed in the printed version catalog.

DC-Superposed Characteristics



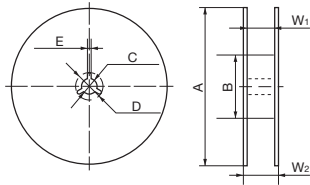
H.DI-0740 Series (1000pcs./reel)

Dimensions of indented square hole plastic tape



[mm]							
C	D	E	F	G	H	J	t
±0.3	±0.1	±0.1	±0.1	±0.1	±0.1	+0.1,-0	±0.05
16.0	7.5	1.75	12.0	2.0	4.0	1.5	0.4

Reel dimensions



[mm]						
A	B	C	D	E	W ₁	W ₂
		±0.5	±1.0	±0.5	+2.0,-0	±2.0
330	80	13.0	21.0	2.0	16.5	20.5



- All specifications in this catalog and production status of products are subject to change without notice. Prior to the purchase, please contact TOKIN for updated product data.
- Please request for a specification sheet for detailed product data prior to the purchase.
- Before using the product in this catalog, please read "Precautions" and other safety precautions listed in the printed version catalog.

Leadless Power Inductors H.DI-0940 Series

[RoHS Compliant]

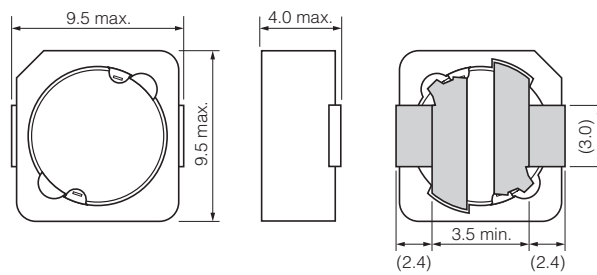


● H.DI-0940 Series

Model	Inductance at 10kHz, 1mA (μH)	DC resistance (Ω) max.	Rated current (A)
H.DI-0940-6R8	6.8±25%	0.045	3.40
H.DI-0940-100	10±25%	0.053	2.80
H.DI-0940-150	15±25%	0.08	2.30
H.DI-0940-220	22±25%	0.12	1.90
H.DI-0940-330	33±25%	0.17	1.50
H.DI-0940-470	47±20%	0.23	1.30
H.DI-0940-680	68±20%	0.30	1.10
H.DI-0940-101	100±20%	0.43	0.88
H.DI-0940-151	150±20%	0.70	0.72
H.DI-0940-221	220±20%	1.0	0.59
H.DI-0940-331	330±20%	1.5	0.48
H.DI-0940-471	470±20%	2.3	0.41
H.DI-0940-681	680±20%	3.7	0.34
H.DI-0940-102	1000±20%	4.6	0.28

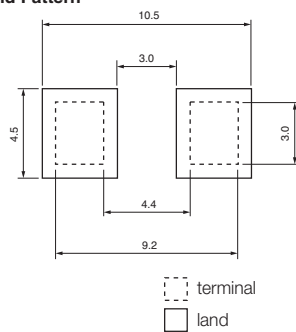
● Operating temperature range: -20 to +105°C (Including self-temperature rise)

Shape and Dimensions



[mm]

Recommended Land Pattern

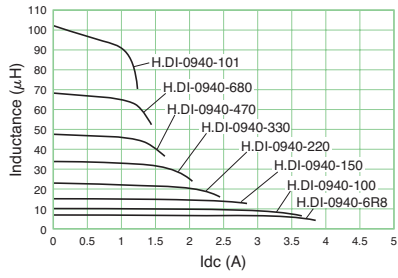


[mm]



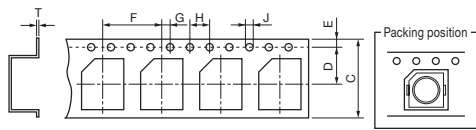
- All specifications in this catalog and production status of products are subject to change without notice. Prior to the purchase, please contact TOKIN for updated product data.
- Please request for a specification sheet for detailed product data prior to the purchase.
- Before using the product in this catalog, please read "Precautions" and other safety precautions listed in the printed version catalog.

DC-Superposed Characteristics



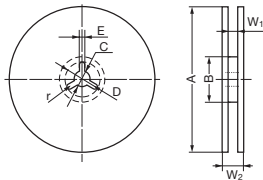
H.DI-0940 Series (1000pcs./reel)

Dimensions of indented square hole plastic tape



[mm]							
C	D	E	F	G	H	J	t
±0.3	±0.1	±0.1	±0.1	±0.05	±0.1	+0.1,-0	±0.05
16	7.5	1.75	12	2.0	4.0	1.5	0.4

Reel dimensions



[mm]							
A	B	C	D	E	r	W ₁	W ₂
±2.0	±5.0	±0.5	±1.0	±0.5		+2.0,-0	±1.0
330	80	13	21	2.0	R1.0	16.5	19.5



- All specifications in this catalog and production status of products are subject to change without notice. Prior to the purchase, please contact TOKIN for updated product data.
- Please request for a specification sheet for detailed product data prior to the purchase.
- Before using the product in this catalog, please read "Precautions" and other safety precautions listed in the printed version catalog.

Leadless Power Inductors H.DI-1040 Series

[RoHS Compliant]

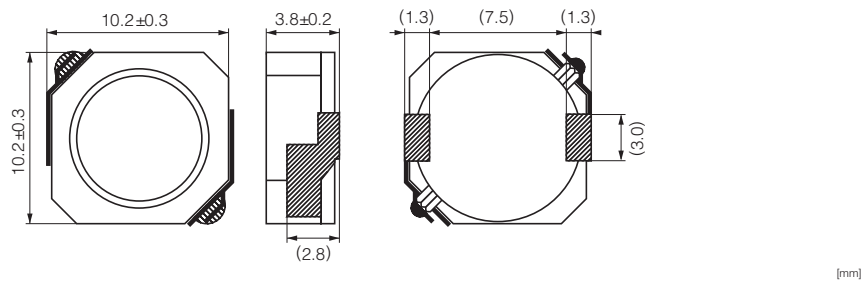


●H.DI-1040 Series

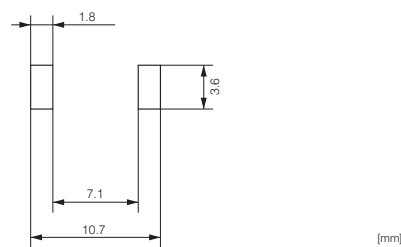
Model	Inductance at 100kHz, 1mA (μH)	DC resistance (mΩ) max.	Rated current (A)
H.DI-1040-1R5	1.5±30%	12	7.3
H.DI-1040-2R0	2.0±30%	16	6.4
H.DI-1040-3R0	3.0±30%	17	5.8
H.DI-1040-4R2	4.2±30%	21	5.4
H.DI-1040-5R6	5.6±30%	25	5.0
H.DI-1040-7R5	7.5±30%	27	4.7
H.DI-1040-100	10±30%	35	3.9
H.DI-1040-150	15±20%	52	3.4
H.DI-1040-220	22±20%	63	2.9
H.DI-1040-330	33±20%	100	2.4
H.DI-1040-470	47±20%	140	1.9
H.DI-1040-680	68±20%	220	1.6
H.DI-1040-101	100±20%	300	1.3

●Operating temperature range: -20 to +105°C (Including self-temperature rise)

Shape and Dimensions

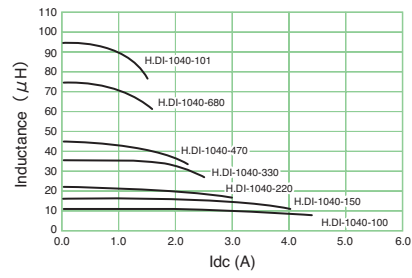
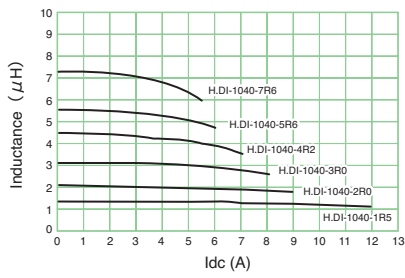


Recommended Land Pattern



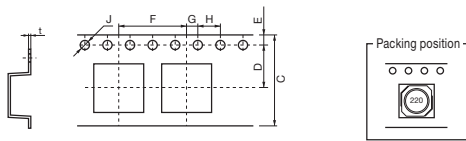
- All specifications in this catalog and production status of products are subject to change without notice. Prior to the purchase, please contact TOKIN for updated product data.
- Please request for a specification sheet for detailed product data prior to the purchase.
- Before using the product in this catalog, please read "Precautions" and other safety precautions listed in the printed version catalog.

DC-Superposed Characteristics



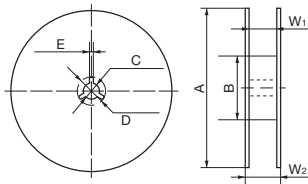
H.DI-1040 Series (1000pcs./reel)

Dimensions of indented square hole plastic tape



[mm]							
C	D	E	F	G	H	J	t
±0.3	±0.1	±0.1	±0.1	±0.1	±0.1	+0.1,-0	±0.05
24.0	11.5	1.75	16.0	2.0	4.0	1.5	0.4

Reel dimensions



[mm]						
A	B	C	D	E	W ₁	W ₂
		±0.5	±1.0	±0.5	+2.0,-0	±2.0
380	80	13.0	21.0	2.0	24.4	28.4



- All specifications in this catalog and production status of products are subject to change without notice. Prior to the purchase, please contact TOKIN for updated product data.
- Please request for a specification sheet for detailed product data prior to the purchase.
- Before using the product in this catalog, please read "Precautions" and other safety precautions listed in the printed version catalog.

Leadless Power Inductors H.DI-1240 Series

[RoHS Compliant]

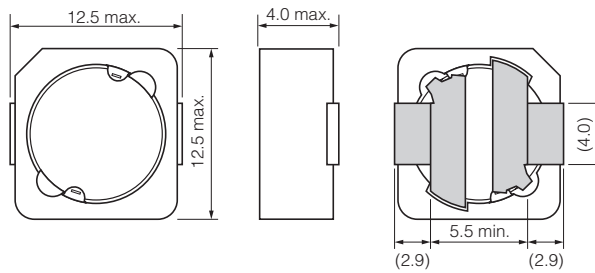


● H.DI-1240 Series

Model	Inductance at 10kHz, 1mA (μH)	DC resistance (Ω) max.	Rated current (A)
H.DI-1240-2R2	2.2±25%	0.017	5.10
H.DI-1240-3R3	3.3±25%	0.023	4.60
H.DI-1240-4R7	4.7±25%	0.026	4.30
H.DI-1240-6R8	6.8±25%	0.033	3.90
H.DI-1240-100	10±25%	0.039	3.50
H.DI-1240-150	15±25%	0.060	2.90
H.DI-1240-220	22±25%	0.075	2.40
H.DI-1240-330	33±25%	0.12	1.90
H.DI-1240-470	47±20%	0.18	1.60
H.DI-1240-680	68±20%	0.24	1.40
H.DI-1240-101	100±20%	0.30	1.10
H.DI-1240-151	150±20%	0.50	0.90
H.DI-1240-221	220±20%	0.74	0.75
H.DI-1240-331	330±20%	1.1	0.60
H.DI-1240-471	470±20%	1.6	0.50
H.DI-1240-681	680±20%	2.5	0.40
H.DI-1240-102	1000±20%	3.7	0.35

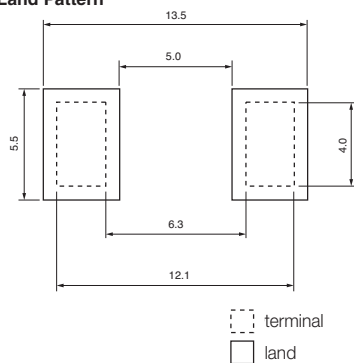
● Operating temperature range: -20 to +105°C (Including self-temperature rise)

Shape and Dimensions



[mm]

Recommended Land Pattern

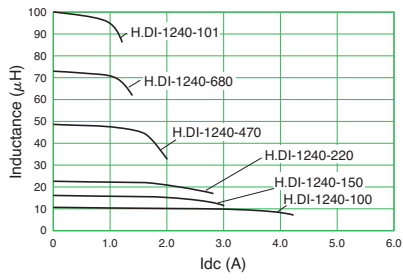


[mm]



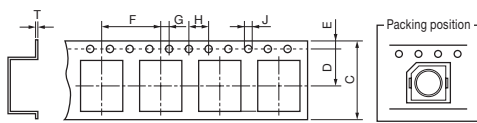
- All specifications in this catalog and production status of products are subject to change without notice. Prior to the purchase, please contact TOKIN for updated product data.
- Please request for a specification sheet for detailed product data prior to the purchase.
- Before using the product in this catalog, please read "Precautions" and other safety precautions listed in the printed version catalog.

DC-Superposed Characteristics



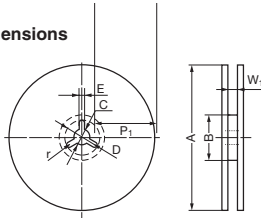
H.DI-1240 Series (500pcs./reel)

Dimensions of indented square hole plastic tape



[mm]							
C	D	E	F	G	H	J	t
±0.3	±0.1	±0.1	±0.1	±0.05	±0.1	+0.1,-0	±0.05
24	11.5	1.75	16	2.0	4.0	1.5	0.4

Reel dimensions



[mm]							
A	B	C	D	E	r	W ₁	W ₂
±2.0	±6.0	±0.5	±1.0	±0.5		+2.0,-0	±1.0
330	80	13	21	2.0	R1.0	24.4	27.4



- All specifications in this catalog and production status of products are subject to change without notice. Prior to the purchase, please contact TOKIN for updated product data.
- Please request for a specification sheet for detailed product data prior to the purchase.
- Before using the product in this catalog, please read "Precautions" and other safety precautions listed in the printed version catalog.

Leadless Power Inductors H.DI-1245G Series

[RoHS Compliant]

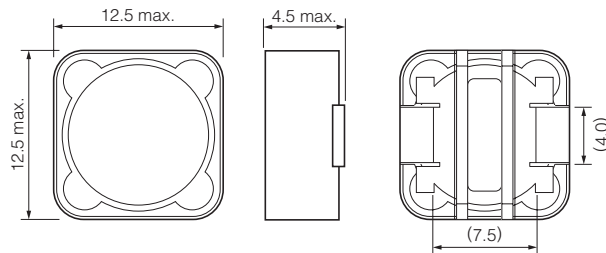


● **H.DI-1245G Series**

Model	Inductance at 100kHz, 1mA (μH)	DC resistance (Ω) max.	Rated current (A)
H.DI-1245G-100	10±20%	28m	4.50
H.DI-1245G-150	15±20%	50m	3.20
H.DI-1245G-220	22±20%	66m	2.90
H.DI-1245G-330	33±20%	97m	2.70
H.DI-1245G-470	47±20%	0.15	1.90
H.DI-1245G-680	68±20%	0.19	1.50
H.DI-1245G-101	100±20%	0.28	1.30
H.DI-1245G-151	150±20%	0.48	1.00
H.DI-1245G-221	220±20%	0.61	0.85

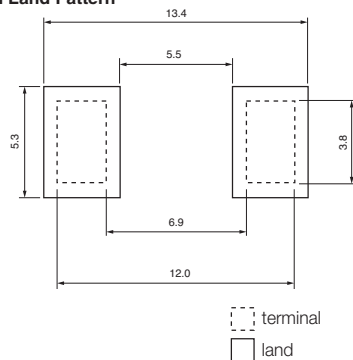
● Operating temperature range: -20 to +105°C (Including self-temperature rise)

Shape and Dimensions



[mm]

Recommended Land Pattern

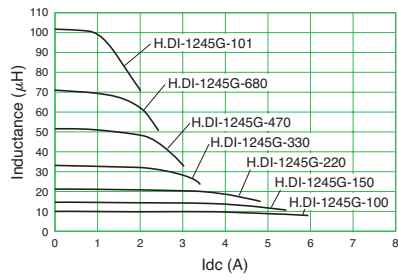


[mm]



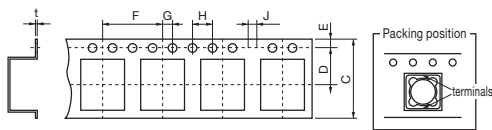
- All specifications in this catalog and production status of products are subject to change without notice. Prior to the purchase, please contact TOKIN for updated product data.
- Please request for a specification sheet for detailed product data prior to the purchase.
- Before using the product in this catalog, please read "Precautions" and other safety precautions listed in the printed version catalog.

DC-Superposed Characteristics



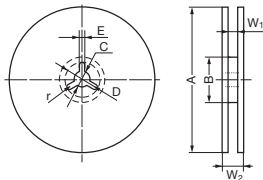
H.DI-1245G Series (500pcs./reel)

Dimensions of indented square hole plastic tape



[mm]							
C	D	E	F	G	H	J	t
±0.3	±0.1	±0.1	±0.1	±0.05	±0.1	+0.1,-0	±0.05
24.0	11.5	1.75	16.0	2.0	4.0	1.5	0.4

Reel dimensions




[mm]							
A	B	C	D	E	r	W ₁	W ₂
±2.0	±5.0	±0.5	±1.0	±0.5		±2.0	±3.0
330	80	13	21	2.0	R1.0	24.4	27.4



- All specifications in this catalog and production status of products are subject to change without notice. Prior to the purchase, please contact TOKIN for updated product data.
- Please request for a specification sheet for detailed product data prior to the purchase.
- Before using the product in this catalog, please read "Precautions" and other safety precautions listed in the printed version catalog.

Leadless Power Inductors H.DI-1280G Series

[RoHS Compliant]

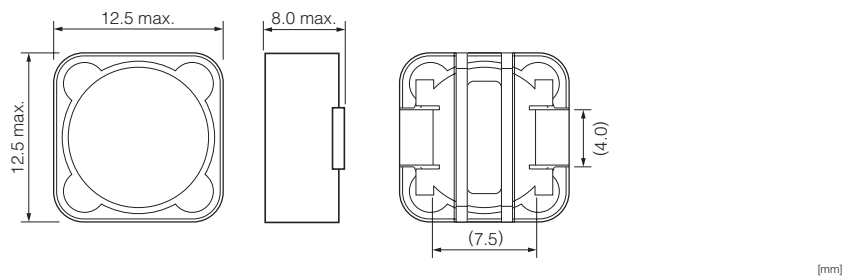


● H.DI-1280G Series

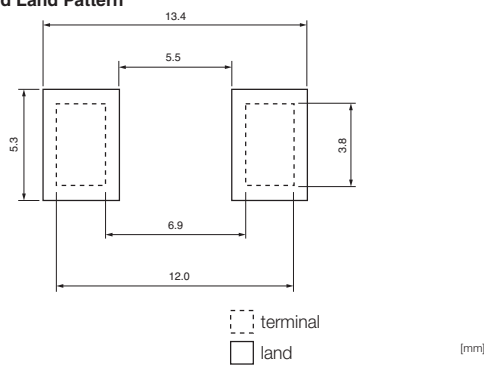
Model	Inductance at 100kHz, 1mA (μH)	DC resistance (mΩ) max.	Rated current (A)
H.DI-1280G-1R7	1.7±30%	9	8.5
H.DI-1280G-2R7	2.7±30%	10	8.0
H.DI-1280G-3R3	3.3±30%	11	7.5
H.DI-1280G-4R7	4.7±30%	13	6.5
H.DI-1280G-6R0	6.0±30%	14	6.0
H.DI-1280G-100	10±20%	22	5.4
H.DI-1280G-150	15±20%	25	4.7
H.DI-1280G-220	22±20%	35	4.0
H.DI-1280G-330	33±20%	49	3.3
H.DI-1280G-470	47±20%	69	2.7
H.DI-1280G-680	68±20%	100	2.2
H.DI-1280G-101	100±20%	150	1.9
H.DI-1280G-151	150±20%	210	1.5
H.DI-1280G-221	220±20%	300	1.3

● Operating temperature range: -20 to +105°C (Including self-temperature rise)

Shape and Dimensions

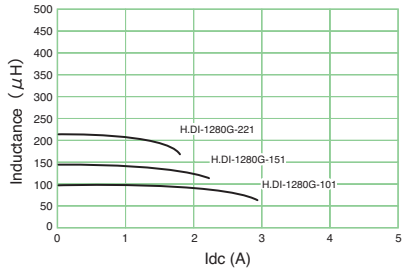
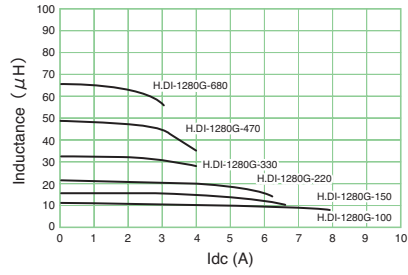
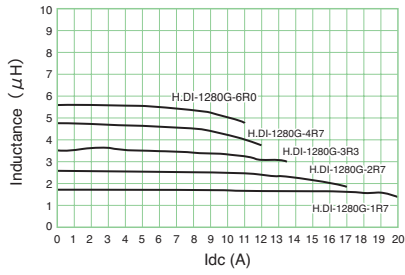


Recommended Land Pattern



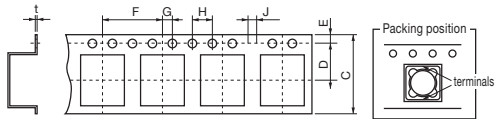
- All specifications in this catalog and production status of products are subject to change without notice. Prior to the purchase, please contact TOKIN for updated product data.
- Please request for a specification sheet for detailed product data prior to the purchase.
- Before using the product in this catalog, please read "Precautions" and other safety precautions listed in the printed version catalog.

DC-Superposed Characteristics



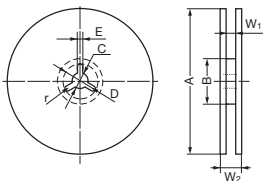
H.DI-1280G Series (500pcs./reel)

Dimensions of indented square hole plastic tape



C	D	E	F	G	H	J	t
±0.3	±0.1	±0.1	±0.1	±0.05	±0.1	+0.1,-0	±0.05
24.0	11.5	1.75	16.0	2.0	4.0	1.5	0.4

Reel dimensions



A	B	C	D	E	r	W ₁	W ₂
±2.0	±5.0	±0.5	±1.0	±0.5		±2.0	±3.0
330	80	13	21	2.0	R1.0	24.4	27.4



- All specifications in this catalog and production status of products are subject to change without notice. Prior to the purchase, please contact TOKIN for updated product data.
- Please request for a specification sheet for detailed product data prior to the purchase.
- Before using the product in this catalog, please read "Precautions" and other safety precautions listed in the printed version catalog.

Precautions

Shelf Life

Use within 6 months. If the product is used after a storage period of 6 months or longer, confirm its solderability before use.

Recommended conditions for soldering

- Soldering iron:
Soldering iron temperature: 280°C to 320°C
Soldering duration: approx. 4 sec.
- Flow soldering:
Preheating: Approx. 100°C to 150°C for 1 min.
Soldering temperature: 260°C±5°C for 10±1 sec.
- Reflow soldering:
Refer to the following temperature profile.

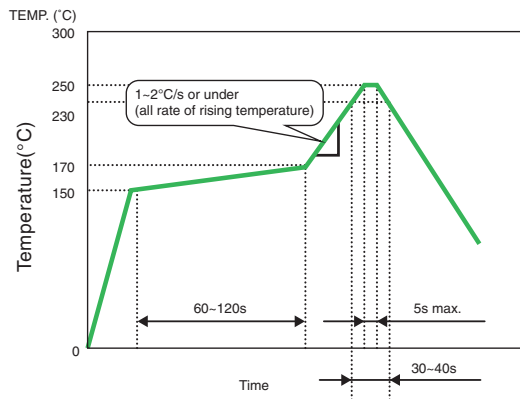
Precautions for product storage

Storage condition

- Avoid storage in high temperature and high humidity environment as such condition may deteriorate the solderability of external electrode.
- Avoid storage in atmosphere containing toxic gasses or acid (e.g. sulphur and chlorine) as such gas may deteriorate the solderability of external electrode.
- Avoid storage near strong magnetic field as such condition may magnetize the product.

Storage after unpacking

- Products should be stored in environment with temperature lower than 40°C and humidity lower than 70%RH.
- To achieve best solderability, use the products as soon as possible after unpacking. Store the leftover product in dry condition with desiccant.



●All specifications in this catalog and production status of products are subject to change without notice. Prior to the purchase, please contact TOKIN for updated product data.
 ●Please request for a specification sheet for detailed product data prior to the purchase.
 ●Before using the product in this catalog, please read "Precautions" and other safety precautions listed in the printed version catalog.

OH Coils

[RoHS Compliant]

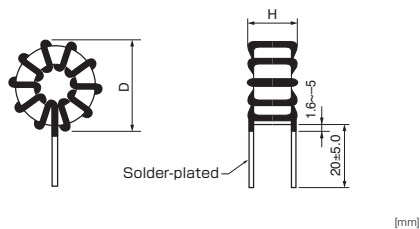


Model	Rated current (A)	Inductance L (μ H) at 100kHz		DC resistance (m Ω) max.	External dimensions (mm) max.	Diameter of magnetic wire (mm)
		$\pm 25\%$ at $I_{dc}=0$	min. at $I_{dc}=\text{Rated}^*$			
OH-011Z	1	200	120 (160)	150	$\phi 17 \times 10$	0.5
OH-021Z	2	65	41 (55)	50	$\phi 18 \times 11$	0.7
OH-031Z	3	30	17 (23)	30	$\phi 18 \times 10$	0.8
OH-012Z	1	600	337 (450)	220	$\phi 21 \times 11$	0.5
OH-022Z	2	180	101 (135)	65	$\phi 22 \times 12$	0.7
OH-032Z	3	120	60 (80)	45	$\phi 22 \times 12$	0.8
OH-052Z	5	45	22 (30)	20	$\phi 23 \times 13$	1.0
OH-013Z	1	1000	600 (800)	375	$\phi 26 \times 12$	0.5
OH-023Z	2	500	247 (330)	140	$\phi 26 \times 13$	0.7
OH-033Z	3	130	75 (100)	55	$\phi 26 \times 12$	0.8
OH-053Z	5	90	41 (55)	30	$\phi 26 \times 13$	1.0
OH-073Z	7	90	28 (36)	25	$\phi 27 \times 13$	1.2
OH-034SZ	3	400	187 (250)	105	$\phi 32 \times 14$	0.8
OH-054SZ	5	350	120 (160)	65	$\phi 33 \times 16$	1.0
OH-074SZ	7	250	80 (106)	40	$\phi 34 \times 18$	1.2
OH-104SZ	10	50	22 (30)	15	$\phi 34 \times 16$	1.1 $\times 2$ P
OH-024Z	2	1500	712 (950)	270	$\phi 34 \times 19$	0.7
OH-034Z	3	300	172 (230)	95	$\phi 34 \times 19$	0.8
OH-054Z	5	210	105 (140)	50	$\phi 34 \times 20$	1.0
OH-074Z	7	100	65 (87)	30	$\phi 34 \times 18$	1.2
OH-104Z	10	45	22 (30)	10	$\phi 34 \times 20$	1.6
OH-035Z	3	700	350 (450)	140	$\phi 39 \times 19$	0.8
OH-055Z	5	600	270 (290)	85	$\phi 40 \times 19$	1.0
OH-075Z	7	400	120 (160)	50	$\phi 40 \times 21$	1.2
OH-105Z	10	180	60 (80)	20	$\phi 41 \times 20$	1.6
OH-205Z	20	20	10 (14)	6	$\phi 42 \times 20$	1.8 $\times 2$ P

* Parenthesized values are examples of actually measured values.

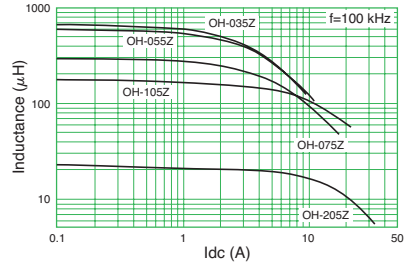
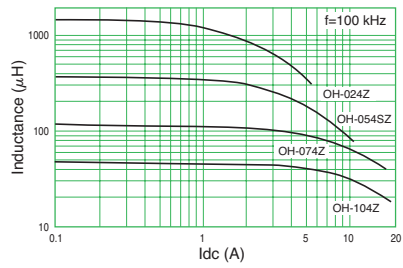
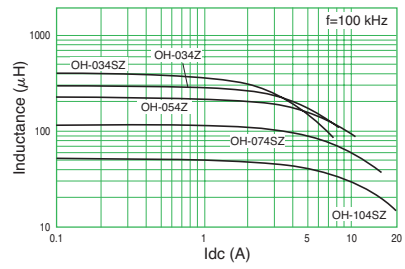
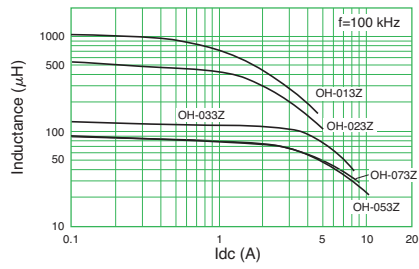
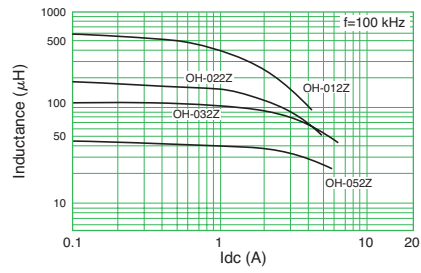
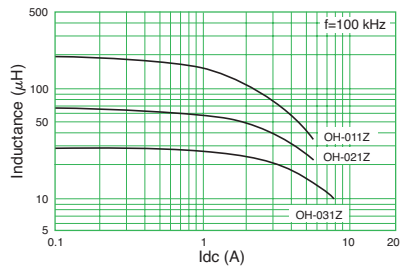
● The core is covered with coating. (powder epoxy coating)

Shape and Dimensions



- All specifications in this catalog and production status of products are subject to change without notice. Prior to the purchase, please contact TOKIN for updated product data.
- Please request for a specification sheet for detailed product data prior to the purchase.
- Before using the product in this catalog, please read "Precautions" and other safety precautions listed in the printed version catalog.

DC-Superposed Characteristics



- All specifications in this catalog and production status of products are subject to change without notice. Prior to the purchase, please contact TOKIN for updated product data.
- Please request for a specification sheet for detailed product data prior to the purchase.
- Before using the product in this catalog, please read "Precautions" and other safety precautions listed in the printed version catalog.

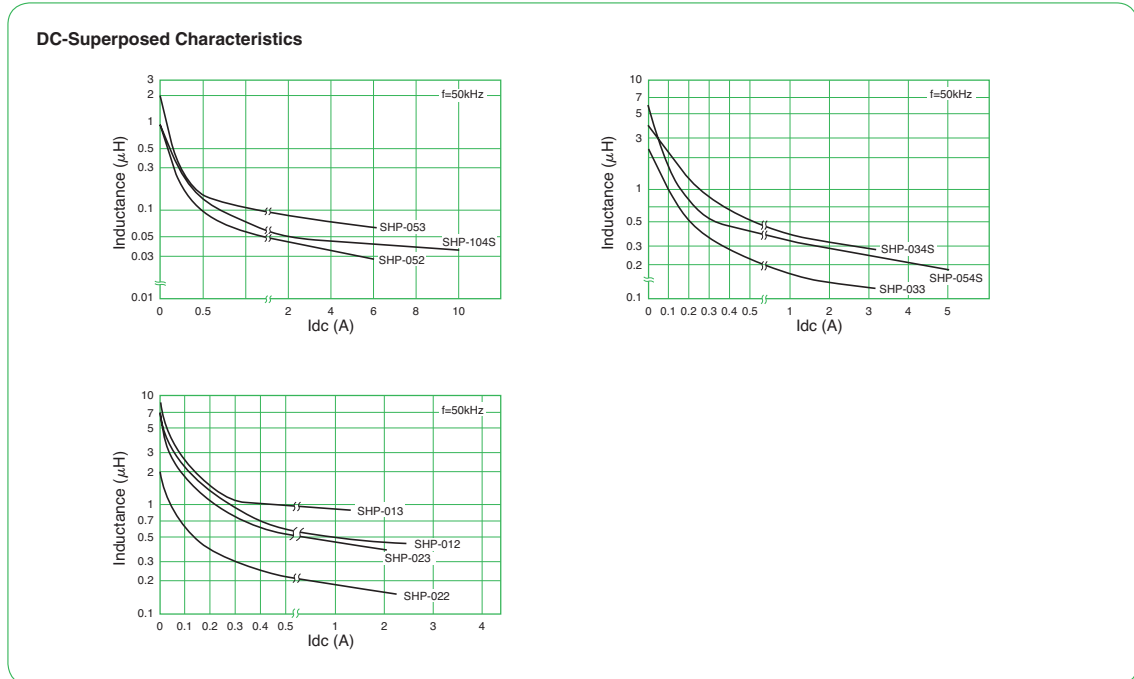
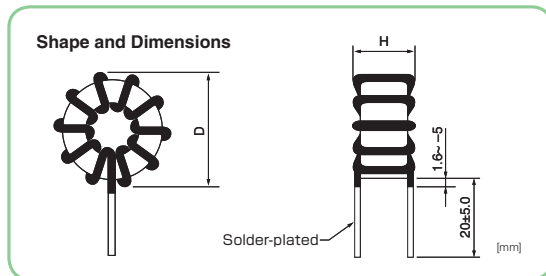
SHP Coils

[RoHS Compliant]



Model	Rated current (A)	Inductance (μH) at 50kHz		DC resistance ($\text{m}\Omega$) max.	External dimensions D \times H (mm) max.	Diameter of magnetic wire (mm ϕ)	Temperature rise (K) *2
		min. at Idc	min. at Idc Rated *1				
SHP-012	1	4500	365 (490)	340	$\phi 24 \times 18$	0.5	≤ 30
SHP-022	2	1500	115 (155)	110	$\phi 24 \times 18$	0.7	≤ 30
SHP-032	3	1120	63 (85)	70	$\phi 25 \times 19$	0.8	≤ 30
SHP-052	5	375	25 (35)	30	$\phi 27 \times 20$	1.0	≤ 30
SHP-013	1	9000	675 (900)	500	$\phi 28 \times 19$	0.5	≤ 30
SHP-023	2	4500	260 (350)	190	$\phi 29 \times 19$	0.7	≤ 30
SHP-033	3	1120	95 (130)	80	$\phi 28 \times 18$	0.8	≤ 30
SHP-053	5	750	48 (65)	50	$\phi 29 \times 20$	1.0	≤ 30
SHP-034S	3	3750	215 (290)	130	$\phi 35 \times 21$	0.8	≤ 40
SHP-054S	5	3750	135 (180)	85	$\phi 36 \times 21$	1.0	≤ 40
SHP-104S	10	525	25 (35)	20	$\phi 37 \times 23$	1.6	≤ 40

* Parenthesized values are examples of actually measured values.
 *1: Temperature rise of Idc rated. •Cores insulation cap: polypropylene, A type insulation



- All specifications in this catalog and production status of products are subject to change without notice. Prior to the purchase, please contact TOKIN for updated product data.
- Please request for a specification sheet for detailed product data prior to the purchase.
- Before using the product in this catalog, please read "Precautions" and other safety precautions listed in the printed version catalog.

SBC Coils

[RoHS Compliant]



● **SBC1 Series (SBC1-□□□-○○○)**

Model	Inductance L (μH) at 10kHz, 1mA	DC resistance (Ω) max.	Rated current (A) ΔT=20°C	Current (Reference value) (A)			Terminal	
				ΔT=40°C	L change rate -10%	Soft lead	Pin lead	
SBC1-1R0-312	1.0±20%	0.03	3.10	4.30	5.20	○		
SBC1-1R5-292	1.5±20%	0.03	2.90	4.00	4.00	○		
SBC1-2R2-272	2.2±20%	0.04	2.70	3.70	3.20	○		
SBC1-3R3-232	3.3±20%	0.04	2.30	3.20	2.70	○		
SBC1-4R7-202	4.7±20%	0.05	2.00	2.80	2.10	○		
SBC1-6R8-182	6.8±20%	0.06	1.80	2.50	1.90	○		
SBC1-100-172	10±20%	0.08	1.70	2.30	1.50	○		
SBC1-150-162	15±20%	0.10	1.60	2.20	1.20	○		
SBC1-220-132	22±20%	0.13	1.30	1.80	1.00	○		
SBC1-330-102	33±20%	0.22	1.00	1.40	0.83	○		
SBC1-470-711	47±10%	0.34	0.71	0.99	0.71		○	
SBC1-680-651	68±10%	0.42	0.65	0.91	0.59		○	
SBC1-101-571	100±10%	0.65	0.57	0.79	0.47		○	
SBC1-151-431	150±10%	1.00	0.43	0.60	0.38		○	
SBC1-221-391	220±10%	1.20	0.39	0.54	0.32		○	
SBC1-331-341	330±10%	1.90	0.34	0.47	0.26		○	
SBC1-471-301	470±10%	2.40	0.30	0.42	0.21		○	
SBC1-681-251	680±10%	3.40	0.25	0.35	0.18		○	
SBC1-102-211	1000±10%	4.90	0.21	0.29	0.14		○	
SBC1-152-181	1500±10%	8.00	0.18	0.25	0.12		○	

Package: Bulk 10,000pcs/box

● **SBC2 Series (SBC2-□□□-○○○)**

Model	Inductance L (μH) at 10kHz, 1mA	DC resistance (Ω) max.	Rated current (A) ΔT=20°C	Current (Reference value) (A)			Terminal	
				ΔT=40°C	L change rate -10%	Soft lead	Pin lead	
SBC2-1R0-612	1.0±20%	0.01	6.10	8.50	6.40	○		
SBC2-1R5-402	1.5±20%	0.02	4.00	5.60	4.90	○		
SBC2-3R3-352	3.3±20%	0.03	3.50	4.90	4.00	○		
SBC2-4R7-262	4.7±20%	0.04	2.60	3.60	3.10	○		
SBC2-6R8-242	6.8±20%	0.05	2.40	3.30	2.70	○		
SBC2-100-212	10±20%	0.06	2.10	2.90	2.10	○		
SBC2-150-162	15±20%	0.08	1.60	2.20	1.70	○		
SBC2-220-132	22±20%	0.11	1.30	1.80	1.40	○		
SBC2-330-112	33±20%	0.18	1.10	1.50	1.20	○		
SBC2-470-951	47±10%	0.21	0.95	1.30	1.00	○		
SBC2-680-871	68±10%	0.26	0.87	1.20	0.81	○		
SBC2-101-671	100±10%	0.41	0.67	0.93	0.68		○	
SBC2-151-501	150±10%	0.64	0.50	0.70	0.55		○	
SBC2-221-411	220±10%	0.87	0.41	0.57	0.45		○	
SBC2-331-341	330±10%	1.40	0.34	0.47	0.37		○	
SBC2-471-271	470±10%	2.00	0.27	0.37	0.32		○	
SBC2-681-211	680±10%	3.10	0.21	0.29	0.26		○	
SBC2-102-181	1000±10%	4.00	0.18	0.25	0.21		○	
SBC2-152-141	1500±10%	6.20	0.14	0.19	0.17		○	
SBC2-222-121	2200±10%	8.00	0.12	0.16	0.14		○	
SBC2-332-900	3300±10%	13.80	0.09	0.12	0.11		○	

Package : Soft lead · bulk 3,750pcs/box
Pin lead · bulk 8,000pcs/box



- All specifications in this catalog and production status of products are subject to change without notice. Prior to the purchase, please contact TOKIN for updated product data.
- Please request for a specification sheet for detailed product data prior to the purchase.
- Before using the product in this catalog, please read "Precautions" and other safety precautions listed in the printed version catalog.

●SBC3 Series (SBC3-□□□-○○○)

Model	Inductance L (μH) at 10kHz, 1mA	DC resistance (Ω) max.	Rated current (A) ΔT=20°C	Current (Reference value) (A)		Terminal	
				ΔT=40°C	L change rate -10%	Soft lead	Pin lead
SBC3-1R2-752	1.2±20%	0.01	7.50	10.50	9.80	○	
SBC3-1R5-632	1.5±20%	0.01	6.30	8.80	8.30	○	
SBC3-2R2-602	2.2±20%	0.02	6.00	8.40	7.20	○	
SBC3-3R3-472	3.3±20%	0.02	4.70	6.50	5.60	○	
SBC3-4R7-422	4.7±20%	0.02	4.20	5.80	4.60	○	
SBC3-6R8-392	6.8±20%	0.03	3.90	5.40	4.00	○	
SBC3-100-362	10±20%	0.03	3.60	5.00	3.00	○	
SBC3-150-232	15±20%	0.05	2.30	3.20	2.60	○	
SBC3-220-202	22±20%	0.06	2.00	2.80	2.10	○	
SBC3-330-172	33±20%	0.09	1.70	2.30	1.80	○	
SBC3-470-142	47±10%	0.12	1.40	1.90	1.40	○	
SBC3-680-112	68±10%	0.19	1.10	1.50	1.20	○	
SBC3-101-961	100±10%	0.26	0.96	1.30	1.00	○	
SBC3-151-791	150±10%	0.36	0.79	1.10	0.81	○	
SBC3-221-681	220±10%	0.49	0.68	0.95	0.67		○
SBC3-331-551	330±10%	0.72	0.55	0.77	0.53		○
SBC3-471-491	470±10%	1.02	0.49	0.68	0.46		○
SBC3-681-361	680±10%	1.62	0.36	0.50	0.38		○
SBC3-102-281	1000±10%	2.37	0.28	0.39	0.31		○
SBC3-152-251	1500±10%	3.64	0.25	0.35	0.26		○
SBC3-222-191	2200±10%	5.62	0.19	0.26	0.21		○
SBC3-332-151	3300±10%	7.66	0.15	0.21	0.17		○
SBC3-472-121	4700±10%	11.40	0.12	0.16	0.14		○
SBC3-682-111	6800±10%	14.50	0.11	0.15	0.12		○

Package: Bulk 4,000pcs/box

●SBC4 Series (SBC4-□□□-○○○)

Model	Inductance L (μH) at 10kHz, 1mA	DC resistance (Ω) max.	Rated current (A) ΔT=20°C	Current (Reference value) (A)		Terminal	
				ΔT=40°C	L change rate -10%	Soft lead	Pin lead
SBC4-1R0-742	1.0±20%	0.01	7.40	10.30	14.90	○	
SBC4-1R5-712	1.5±20%	0.01	7.10	9.90	12.60	○	
SBC4-2R7-662	2.7±20%	0.02	6.60	9.20	9.60	○	
SBC4-3R3-642	3.3±20%	0.02	6.40	8.90	8.60	○	
SBC4-4R7-582	4.7±20%	0.02	5.80	8.10	7.10	○	
SBC4-6R8-452	6.8±20%	0.03	4.50	6.30	5.60	○	
SBC4-100-292	10±20%	0.04	2.90	4.00	4.60	○	
SBC4-150-232	15±20%	0.06	2.30	3.20	4.00	○	
SBC4-220-202	22±20%	0.07	2.00	2.80	3.20	○	
SBC4-330-182	33±20%	0.09	1.80	2.50	2.60	○	
SBC4-470-162	47±10%	0.11	1.60	2.20	2.10	○	
SBC4-680-122	68±10%	0.19	1.20	1.60	1.80	○	
SBC4-101-102	100±10%	0.26	1.00	1.40	1.50	○	
SBC4-151-861	150±10%	0.36	0.86	1.20	1.20	○	
SBC4-221-721	220±10%	0.47	0.72	1.00	1.00		○
SBC4-331-591	330±10%	0.67	0.59	0.82	0.81		○
SBC4-471-491	470±10%	0.95	0.49	0.68	0.68		○
SBC4-681-431	680±10%	1.32	0.43	0.60	0.57		○
SBC4-102-291	1000±10%	2.15	0.29	0.40	0.47		○
SBC4-152-221	1500±10%	3.24	0.22	0.30	0.38		○
SBC4-222-211	2200±10%	4.97	0.21	0.29	0.32		○
SBC4-332-161	3300±10%	7.69	0.16	0.22	0.26		○
SBC4-472-141	4700±10%	9.78	0.14	0.19	0.21		○
SBC4-682-111	6800±10%	15.00	0.11	0.15	0.18		○
SBC4-103-111	10000±10%	19.50	0.11	0.15	0.14		○

Package : Soft lead - bulk 3,000pcs/box
Pin lead - bulk 4,000pcs/box

- All specifications in this catalog and production status of products are subject to change without notice. Prior to the purchase, please contact TOKIN for updated product data.
- Please request for a specification sheet for detailed product data prior to the purchase.
- Before using the product in this catalog, please read "Precautions" and other safety precautions listed in the printed version catalog.

●SBC6 Series (SBC6-□□□-○○○)

Model	Inductance L (μH) at 10kHz, 1mA	DC resistance (Ω) max.	Rated current (A) ΔT=20°C	Current (Reference value) (A)		Terminal	
				ΔT=40°C	L change rate -10%	Soft lead	Pin lead
SBC6-1R0-962	1.0±20%	0.01	9.60	13.40	37.70	○	
SBC6-1R5-942	1.5±20%	0.01	9.40	13.10	30.90	○	
SBC6-2R7-872	2.7±20%	0.01	8.70	12.10	22.60	○	
SBC6-3R3-852	3.3±20%	0.01	8.50	11.90	20.00	○	
SBC6-4R7-802	4.7±20%	0.01	8.00	11.20	16.10	○	
SBC6-6R8-662	6.8±20%	0.02	6.60	9.20	13.60	○	
SBC6-100-462	10±20%	0.03	4.60	6.40	10.90	○	
SBC6-150-382	15±20%	0.03	3.80	5.30	9.10	○	
SBC6-220-302	22±20%	0.05	3.00	4.20	7.50	○	
SBC6-330-272	33±20%	0.06	2.70	3.70	6.10	○	
SBC6-470-232	47±10%	0.08	2.30	3.20	5.00	○	
SBC6-680-222	68±10%	0.09	2.20	3.00	4.10	○	
SBC6-101-172	100±10%	0.13	1.70	2.30	3.50	○	
SBC6-151-122	150±10%	0.23	1.20	1.60	2.80	○	
SBC6-221-112	220±10%	0.33	1.10	1.50	2.30	○	
SBC6-331-871	330±10%	0.41	0.87	1.20	1.90	○	
SBC6-471-701	470±10%	0.63	0.70	0.98	1.60	○	
SBC6-681-631	680±10%	0.98	0.63	0.88	1.30		○
SBC6-102-561	1000±10%	1.21	0.56	0.78	1.10		○
SBC6-152-451	1500±10%	1.80	0.45	0.63	0.90		○
SBC6-222-351	2200±10%	2.63	0.35	0.49	0.73		○
SBC6-332-281	3300±10%	4.24	0.28	0.39	0.61		○
SBC6-472-241	4700±10%	5.92	0.24	0.33	0.50		○
SBC6-682-181	6800±10%	8.92	0.18	0.25	0.42		○
SBC6-103-161	10000±10%	13.60	0.16	0.22	0.35		○

Package : Soft lead · bulk 1,600pcs/box
Pin lead · bulk 2,000pcs/box

●SBC7 Series (SBC7-□□□-○○○)

Model	Inductance L (μH) at 10kHz, 1mA	DC resistance (Ω) max.	Rated current (A) ΔT=20°C	Current (Reference value) (A)		Terminal	
				ΔT=40°C	L change rate -10%	Soft lead	Pin lead
SBC7-6R8-612	6.8±20%	0.02	6.10	8.50	13.90	○	
SBC7-100-532	10±20%	0.02	5.30	7.20	11.80	○	
SBC7-150-482	15±20%	0.03	4.80	6.70	9.60	○	
SBC7-220-432	22±20%	0.03	4.30	6.00	7.80	○	
SBC7-330-342	33±20%	0.05	3.40	4.70	6.20	○	
SBC7-470-282	47±10%	0.06	2.80	3.90	5.20	○	
SBC7-680-222	68±10%	0.09	2.20	3.00	4.50	○	
SBC7-101-192	100±10%	0.12	1.90	2.60	3.60	○	
SBC7-151-172	150±10%	0.16	1.70	2.30	2.90	○	
SBC7-221-132	220±10%	0.25	1.30	1.80	2.40	○	
SBC7-331-941	330±10%	0.45	0.94	1.30	2.00	○	
SBC7-471-851	470±10%	0.55	0.85	1.10	1.60	○	
SBC7-681-701	680±10%	0.81	0.70	0.98	1.40	○	
SBC7-102-541	1000±10%	1.20	0.54	0.75	1.10		○
SBC7-152-481	1500±10%	1.58	0.48	0.67	0.93		○
SBC7-222-421	2200±10%	2.18	0.42	0.58	0.77		○
SBC7-332-361	3300±10%	3.51	0.36	0.50	0.63		○
SBC7-472-281	4700±10%	4.83	0.28	0.39	0.53		○
SBC7-682-211	6800±10%	7.00	0.21	0.29	0.44		○
SBC7-103-191	10000±10%	10.30	0.19	0.26	0.36		○

Package: Bulk 1,000pcs/box



- All specifications in this catalog and production status of products are subject to change without notice. Prior to the purchase, please contact TOKIN for updated product data.
- Please request for a specification sheet for detailed product data prior to the purchase.
- Before using the product in this catalog, please read "Precautions" and other safety precautions listed in the printed version catalog.

●SBC8 Series (SBC8-□□□-○○○)

Model	Inductance L (μH) at 10kHz, 1mA	DC resistance (Ω) max.	Rated current (A) ΔT=20°C	Current (Reference value) (A)		Terminal	
				ΔT=40°C	L change rate -10%	Soft lead	Pin lead
SBC8-6R8-862	6.8±20%	0.02	8.60	12.00	13.90	○	
SBC8-100-692	10±20%	0.02	6.90	9.60	11.80	○	
SBC8-150-532	15±20%	0.03	5.30	7.40	9.60	○	
SBC8-220-492	22±20%	0.03	4.90	6.80	7.80	○	
SBC8-330-452	33±20%	0.04	4.50	6.30	6.50	○	
SBC8-470-372	47±10%	0.04	3.70	5.10	5.40	○	
SBC8-680-322	68±10%	0.06	3.20	4.40	4.30	○	
SBC8-101-242	100±10%	0.09	2.40	3.30	3.50	○	
SBC8-151-202	150±10%	0.15	2.00	2.80	3.00	○	
SBC8-221-182	220±10%	0.17	1.80	2.50	2.40	○	
SBC8-331-142	330±10%	0.25	1.40	1.90	2.00	○	
SBC8-471-112	470±10%	0.42	1.10	1.50	1.60	○	
SBC8-681-102	680±10%	0.52	1.00	1.40	1.30	○	
SBC8-102-761	1000±10%	0.78	0.76	1.00	1.10	○	
SBC8-152-581	1500±10%	1.30	0.58	0.81	0.92		○
SBC8-222-471	2200±10%	1.80	0.47	0.67	0.78		○
SBC8-332-421	3300±10%	2.50	0.42	0.58	0.63		○
SBC8-472-391	4700±10%	3.20	0.39	0.54	0.53		○
SBC8-682-311	6800±10%	4.90	0.31	0.43	0.44		○
SBC8-103-251	10000±10%	6.90	0.25	0.35	0.36		○

Package : Soft lead · bulk 900pcs/box
Pin lead · bulk 1,000pcs/box

●SBC9 Series (SBC9-□□□-○○○)

Model	Inductance L (μH) at 10kHz, 1mA	DC resistance (Ω) max.	Rated current (A) ΔT=20°C	Current (Reference value) (A)		Terminal	
				ΔT=40°C	L change rate -10%	Soft lead	Pin lead
SBC9-1R0-982	1.0±20%	0.01	9.80	13.70	31.10	○	
SBC9-1R5-942	1.5±20%	0.01	9.40	13.10	25.40	○	
SBC9-2R2-792	2.2±20%	0.01	7.90	11.00	21.50	○	
SBC9-3R3-622	3.3±20%	0.02	6.20	8.60	16.40	○	
SBC9-4R7-562	4.7±20%	0.02	5.60	7.80	14.70	○	
SBC9-6R8-492	6.8±20%	0.03	4.90	6.80	12.10	○	
SBC9-100-422	10±20%	0.03	4.20	5.80	9.60	○	
SBC9-150-362	15±20%	0.04	3.60	5.00	7.50	○	
SBC9-220-312	22±20%	0.04	3.10	4.30	6.20	○	
SBC9-330-252	33±20%	0.06	2.50	3.50	5.20	○	
SBC9-470-202	47±10%	0.09	2.00	2.80	4.30	○	
SBC9-680-152	68±10%	0.15	1.50	2.10	3.70	○	
SBC9-101-122	100±10%	0.21	1.20	1.60	3.00	○	
SBC9-151-112	150±10%	0.26	1.10	1.50	2.40	○	
SBC9-221-821	220±10%	0.41	0.82	1.10	2.00	○	
SBC9-331-671	330±10%	0.58	0.67	0.93	1.60	○	
SBC9-471-601	470±10%	0.82	0.60	0.84	1.30		○
SBC9-681-551	680±10%	1.05	0.55	0.77	1.10		○
SBC9-102-451	1000±10%	1.53	0.45	0.63	0.87		○
SBC9-152-341	1500±10%	2.49	0.34	0.47	0.72		○
SBC9-222-271	2200±10%	3.78	0.27	0.38	0.60		○
SBC9-332-221	3300±10%	5.68	0.22	0.31	0.48		○
SBC9-472-181	4700±10%	8.20	0.18	0.25	0.40		○
SBC9-682-141	6800±10%	12.70	0.14	0.20	0.34		○
SBC9-103-121	10000±10%	16.10	0.12	0.17	0.28		○

Package: Bulk 2,000pcs/box

●Operating temperature range: -20 to +105°C (including self-temperature rise)

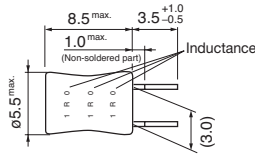


- All specifications in this catalog and production status of products are subject to change without notice. Prior to the purchase, please contact TOKIN for updated product data.
- Please request for a specification sheet for detailed product data prior to the purchase.
- Before using the product in this catalog, please read "Precautions" and other safety precautions listed in the printed version catalog.

Shape and Dimensions

● **SBC1 Series (SBC1-□□□-○○○)**

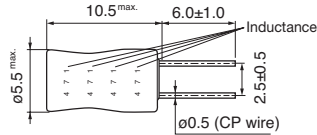
[Soft leads]



Model	Lead diam.
SBC1-1R0-312	ø0.30
SBC1-1R5-292	ø0.30
SBC1-2R2-272	ø0.30
SBC1-3R3-232	ø0.30
SBC1-4R7-202	ø0.30
SBC1-6R8-182	ø0.30
SBC1-100-172	ø0.30
SBC1-150-162	ø0.30
SBC1-220-132	ø0.28
SBC1-330-102	ø0.24

*Lead pitch is a reference value at the root end.
*Integrated soft/hard lead structure.

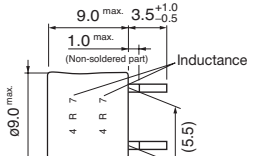
[Hard leads]



*Lead pitch is a value at the root end.
*With phenolic resin base.

● **SBC3 Series (SBC3-□□□-○○○)**

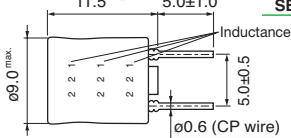
[Soft leads]



Model	Lead diam.
SBC3-1R2-752	ø0.80
SBC3-1R5-632	ø0.70
SBC3-2R2-602	ø0.70
SBC3-3R3-472	ø0.60
SBC3-4R7-422	ø0.60
SBC3-6R8-392	ø0.60
SBC3-100-362	ø0.60
SBC3-150-232	ø0.50
SBC3-220-202	ø0.45
SBC3-330-172	ø0.40
SBC3-470-142	ø0.40
SBC3-680-112	ø0.35
SBC3-101-961	ø0.32
SBC3-151-791	ø0.30

*Lead pitch is a reference value at the root end.
*Integrated soft/hard lead structure.

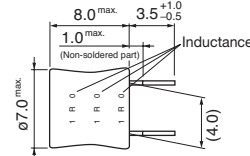
[Hard leads]



*Lead pitch is a value at the root end.
*With phenolic resin base.

● **SBC2 Series (SBC2-□□□-○○○)**

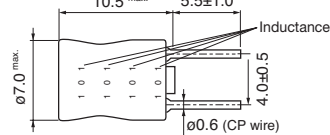
[Soft leads]



Model	Lead diam.
SBC2-1R0-612	ø0.60
SBC2-1R5-402	ø0.50
SBC2-3R3-352	ø0.45
SBC2-4R7-262	ø0.40
SBC2-6R8-242	ø0.40
SBC2-100-212	ø0.40
SBC2-150-162	ø0.35
SBC2-220-132	ø0.32
SBC2-330-112	ø0.28
SBC2-470-951	ø0.28
SBC2-680-871	ø0.28

*Lead pitch is a reference value at the root end.
*Integrated soft/hard lead structure.

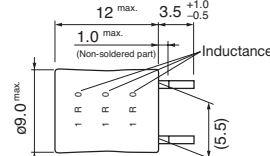
[Hard leads]



*Lead pitch is a value at the root end.
*With phenolic resin base.

● **SBC4 Series (SBC4-□□□-○○○)**

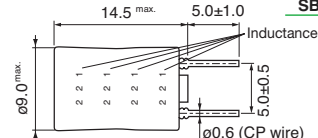
[Soft leads]



Model	Lead diam.
SBC4-1R0-742	ø0.80
SBC4-1R5-712	ø0.80
SBC4-2R7-662	ø0.80
SBC4-3R3-642	ø0.80
SBC4-4R7-582	ø0.70
SBC4-6R8-452	ø0.60
SBC4-100-292	ø0.50
SBC4-150-232	ø0.45
SBC4-220-202	ø0.45
SBC4-330-182	ø0.45
SBC4-470-162	ø0.45
SBC4-680-122	ø0.35
SBC4-101-102	ø0.32
SBC4-151-861	ø0.32

*Lead pitch is a reference value at the root end.
*Integrated soft/hard lead structure.

[Hard leads]



*Lead pitch is a value at the root end.
*With phenolic resin base.

[mm]

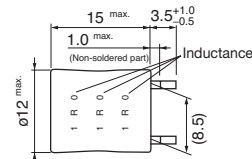


- All specifications in this catalog and production status of products are subject to change without notice. Prior to the purchase, please contact TOKIN for updated product data.
- Please request for a specification sheet for detailed product data prior to the purchase.
- Before using the product in this catalog, please read "Precautions" and other safety precautions listed in the printed version catalog.

Shape and Dimensions

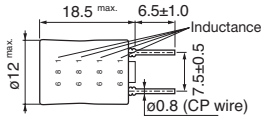
●SBC6 Series (SBC6-□□□-○○○)

[Soft leads]



*Lead pitch is a reference value at the root end.
*Integrated soft/hard lead structure.

[Hard leads]

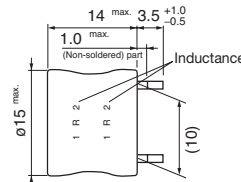


*Lead pitch is a value at the root end.
*With phenolic resin base.

Model	Lead diam.
SBC6-1R0-962	ø1.20
SBC6-1R5-942	ø1.20
SBC6-2R7-872	ø1.20
SBC6-3R3-852	ø1.20
SBC6-4R7-802	ø1.20
SBC6-6R8-662	ø1.00
SBC6-100-462	ø0.80
SBC6-150-382	ø0.70
SBC6-220-302	ø0.60
SBC6-330-272	ø0.60
SBC6-680-222	ø0.60
SBC6-101-172	ø0.55
SBC6-151-122	ø0.45
SBC6-221-112	ø0.40
SBC6-331-871	ø0.40
SBC6-471-701	ø0.35

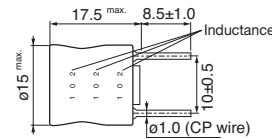
●SBC7 Series (SBC7-□□□-○○○)

[Soft leads]



*Lead pitch is a reference value at the root end.
*Integrated soft/hard lead structure.

[Hard leads]

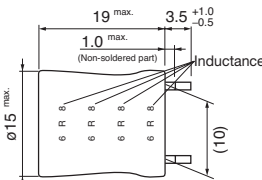


*Lead pitch is a value at the root end.
*With phenolic resin base.

Model	Lead diam.
SBC7-6R8-612	ø0.90
SBC7-100-532	ø0.90
SBC7-150-482	ø0.90
SBC7-220-432	ø0.90
SBC7-330-342	ø0.80
SBC7-470-282	ø0.70
SBC7-680-222	ø0.60
SBC7-101-192	ø0.60
SBC7-151-172	ø0.60
SBC7-221-132	ø0.50
SBC7-331-941	ø0.40
SBC7-471-851	ø0.40
SBC7-681-701	ø0.35

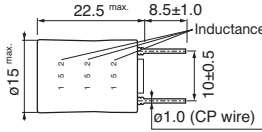
●SBC8 Series (SBC8-□□□-○○○)

[Soft leads]



*Lead pitch is a reference value at the root end.
*Integrated soft/hard lead structure.

[Hard leads]

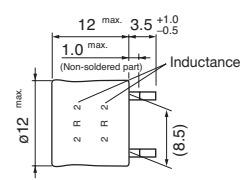


*Lead pitch is a value at the root end.
*With phenolic resin base.

Model	Lead diam.
SBC8-6R8-862	ø1.20
SBC8-100-692	ø1.00
SBC8-150-532	ø0.90
SBC8-220-492	ø0.90
SBC8-330-452	ø0.90
SBC8-470-372	ø0.90
SBC8-680-322	ø0.80
SBC8-101-242	ø0.70
SBC8-151-202	ø0.60
SBC8-221-182	ø0.60
SBC8-331-142	ø0.55
SBC8-471-112	ø0.45
SBC8-681-102	ø0.45
SBC8-102-761	ø0.40

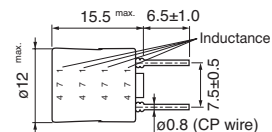
●SBC9 Series (SBC9-□□□-○○○)

[Soft leads]



*Lead pitch is a reference value at the root end.
*Integrated soft/hard lead structure.

[Hard leads]



*Lead pitch is a value at the root end.
*With phenolic resin base.

Model	Lead diam.
SBC9-1R0-982	ø1.20
SBC9-1R5-942	ø1.20
SBC9-2R2-792	ø1.00
SBC9-3R3-622	ø0.90
SBC9-4R7-562	ø0.80
SBC9-6R8-492	ø0.70
SBC9-100-422	ø0.70
SBC9-150-362	ø0.70
SBC9-220-312	ø0.70
SBC9-330-252	ø0.60
SBC9-470-202	ø0.55
SBC9-680-152	ø0.45
SBC9-101-122	ø0.40
SBC9-151-112	ø0.40
SBC9-221-821	ø0.35
SBC9-331-671	ø0.32

[mm]

Numbering System

SBC 1 - 101 - 571

① ② ③ ④

- ① Series
- ② Core size

Model numbers and Core sizes

The model numbers are classified according to core size as shown below.

Model	Core size [mm]
SBC1 Series	ø4.5×6.5
SBC2 Series	ø6.0×6.0
SBC3 Series	ø8.0×7.0
SBC4 Series	ø8.0×10.0
SBC6 Series	ø11.0×13.0
SBC7 Series	ø14.0×12.0
SBC8 Series	ø14.0×17.0
SBC9 Series	ø11.0×10.0

- ③ Inductance : $10 \times 10^{-6} = 100$ (μH)
- ④ Rated current : $57 \times 10^{-3} = 570$ (mA)

*The presence of an external tube may not be indicated on the surface of sample products.



- All specifications in this catalog and production status of products are subject to change without notice. Prior to the purchase, please contact TOKIN for updated product data.
- Please request for a specification sheet for detailed product data prior to the purchase.
- Before using the product in this catalog, please read "Precautions" and other safety precautions listed in the printed version catalog.

SBCP-47HY Coils

[RoHS Compliant]



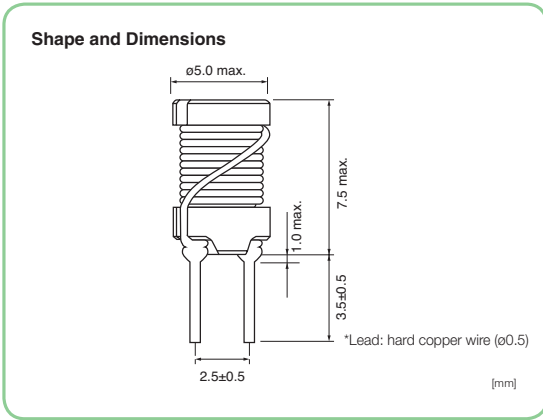
●SBCP-47HY Series (SBCP-47HY□□□B)

Model	Inductance at 10kHz, 1mA (μH)	DC resistance (Ω) max.	Rated current (A)	Current (Reference value) (A)		
				ΔT=20°C	ΔT=40°C	L -10%(85°C)
SBCP-47HY1R2B	1.2±20%	21m	3.00	3.02	4.26	4.16
SBCP-47HY1R5B	1.5±20%	24m	2.85	2.85	4.01	3.67
SBCP-47HY2R2B	2.2±20%	29m	2.60	2.59	3.66	3.20
SBCP-47HY2R7B	2.7±20%	32m	2.45	2.47	3.48	2.92
SBCP-47HY3R3B	3.3±20%	37m	2.30	2.28	3.21	2.70
SBCP-47HY3R9B	3.9±20%	40m	2.15	2.18	3.08	2.51
SBCP-47HY4R7B	4.7±20%	43m	2.10	2.10	2.96	2.30
SBCP-47HY5R6B	5.6±20%	49m	1.95	1.99	2.80	2.04
SBCP-47HY6R8B	6.8±20%	52m	1.90	1.92	2.71	1.93
SBCP-47HY8R2B	8.2±20%	59m	1.70	1.81	2.55	1.74
SBCP-47HY100B	10±20%	67m	1.60	1.69	2.38	1.60
SBCP-47HY120B	12±20%	76m	1.40	1.59	2.24	1.41
SBCP-47HY150B	15±20%	87m	1.25	1.48	2.09	1.26
SBCP-47HY220B	22±20%	123m	1.05	1.24	1.75	1.04
SBCP-47HY270B	27±20%	137m	0.96	1.18	1.66	0.96
SBCP-47HY330B	33±20%	169m	0.87	1.06	1.50	0.87
SBCP-47HY390B	39±20%	213m	0.79	1.95	1.33	0.79
SBCP-47HY470B	47±10%	267m	0.73	0.84	1.19	0.73
SBCP-47HY560B	56±10%	350m	0.65	0.65	0.87	0.66
SBCP-47HY680B	68±10%	397m	0.60	0.61	0.81	0.60
SBCP-47HY820B	82±10%	519m	0.53	0.53	0.71	0.55
SBCP-47HY101B	100±10%	584m	0.50	0.50	0.67	0.50
SBCP-47HY121B	120±10%	657m	0.45	0.47	0.63	0.45
SBCP-47HY151B	150±10%	878m	0.41	0.41	0.55	0.41
SBCP-47HY221B	220±10%	1.10	0.33	0.36	0.48	0.33
SBCP-47HY271B	270±10%	1.30	0.30	0.34	0.45	0.30
SBCP-47HY331B	330±10%	1.80	0.27	0.29	0.39	0.27
SBCP-47HY391B	390±10%	2.00	0.25	0.26	0.36	0.25
SBCP-47HY471B	470±10%	2.80	0.22	0.22	0.31	0.23
SBCP-47HY561B	560±10%	3.10	0.21	0.21	0.29	0.21
SBCP-47HY681B	680±10%	3.50	0.19	0.20	0.28	0.19
SBCP-47HY821B	820±10%	5.30	0.16	0.16	0.22	0.17
SBCP-47HY102B	1000±10%	6.00	0.15	0.15	0.21	0.16

Package: Bulk - 6,000pcs/box
 Tape & reel - 1,000pcs/AMMO pack 4,000pcs/box
 ●Operating temperature range: -20 to +105°C (including the heat generation by the coil)



- All specifications in this catalog and production status of products are subject to change without notice. Prior to the purchase, please contact TOKIN for updated product data.
- Please request for a specification sheet for detailed product data prior to the purchase.
- Before using the product in this catalog, please read "Precautions" and other safety precautions listed in the printed version catalog.

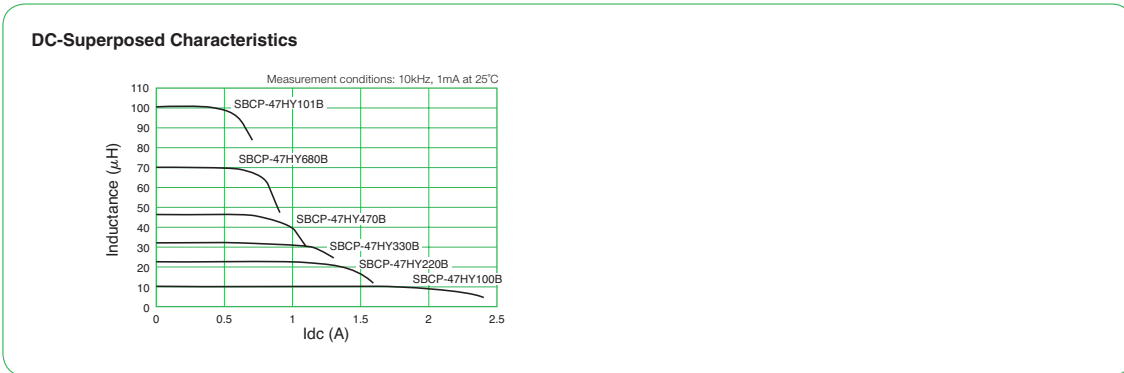


Numbering System

SBCP - 47HY 150 B

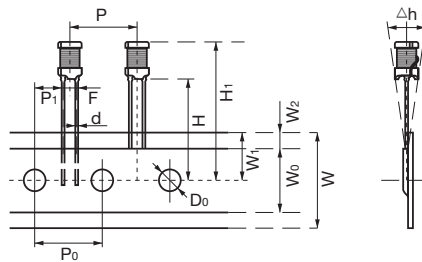
① ② ③ ④

- ① Series
- ② Core size : Outer size × height (ø4.5×7)
- ③ Inductance : $15 \times 10^2 = 15$ (μH)
- ④ Packaging type : (B) indicates bulk type.
No indication for tape type.



SBCP-47HY Series

Dimensions of indented square hole tape




													[mm]
P	P ₀	P ₁	F	W	W ₀	W ₁	W ₂	H	H ₁	D ₀	d	Δh	
±1.0	±0.3	±0.7	±0.5	+1.0,-0.5	min.	+0.75,-0.5	max.	+2.0,-0	max.	±0.2		±2.0	
12.7	12.7	5.1	2.5	18	12.5	9.0	3.0	18	29.5	4.0	0.5	0	



- All specifications in this catalog and production status of products are subject to change without notice. Prior to the purchase, please contact TOKIN for updated product data.
- Please request for a specification sheet for detailed product data prior to the purchase.
- Before using the product in this catalog, please read "Precautions" and other safety precautions listed in the printed version catalog.

SBCP-87HY Coils

[RoHS Compliant]



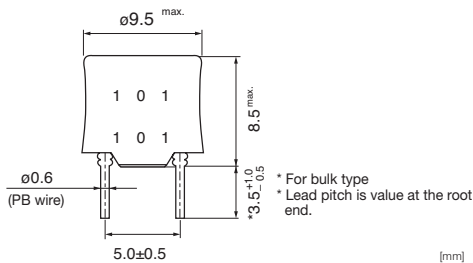
●SBCP-87HY Series (SBCP-87HY□□□H)

Model	Inductance L (μH) at 10kHz, 1mA	DC resistance (Ω) max.	Rated current (A) ΔT=20°C	Current (Reference value) (A)	
				ΔT=40°C	L change rate -10%
SBCP-87HY1R0H	1.0±30%	0.02	4.50	6.30	10.20
SBCP-87HY2R2H	2.2±30%	0.03	4.00	5.60	6.10
SBCP-87HY3R3H	3.3±30%	0.03	3.20	4.40	4.80
SBCP-87HY4R7H	4.7±20%	0.03	3.20	4.40	4.30
SBCP-87HY6R8H	6.8±20%	0.04	2.80	3.90	3.40
SBCP-87HY100H	10±20%	0.05	2.30	3.20	2.40
SBCP-87HY150H	15±20%	0.06	2.10	2.90	2.20
SBCP-87HY220H	22±20%	0.08	1.90	2.60	1.80
SBCP-87HY330H	33±20%	0.12	1.50	2.10	1.50
SBCP-87HY470H	47±20%	0.15	1.30	1.80	1.20
SBCP-87HY680H	68±10%	0.19	1.16	1.60	1.00
SBCP-87HY820H	82±10%	0.23	1.10	1.50	0.94
SBCP-87HY101H	100±10%	0.30	0.90	1.20	0.87
SBCP-87HY151H	150±10%	0.39	0.79	1.10	0.70
SBCP-87HY221H	220±10%	0.57	0.65	0.91	0.57
SBCP-87HY331H	330±10%	0.92	0.50	0.70	0.47
SBCP-87HY471H	470±10%	1.30	0.42	0.58	0.39
SBCP-87HY681H	680±10%	1.66	0.33	0.46	0.32
SBCP-87HY102H	1000±10%	2.82	0.25	0.35	0.27

Package: Soft lead · bulk 4,000pcs/box
Pin lead · bulk 500pcs/AMMO pack 2,000pcs/box

Shape and Dimensions

●SBCP-87HY Series (SBCP-87HY□□□H)



Numbering System

SBCP - 87HY - 101 H B

① ② ③ ④ ⑤

- ① Series
- ② Core size (Outer size x height)

Model numbers and Core sizes

The model number (5 digits) consists of core size and inductance as shown below.

Model	Core size [mm]
SBCP-87HY □□□ H	ø8.0x7.5

- ③ Inductance : $10 \times 10^1 = 100$ (μH)
- ④ Presence of external tube: H shows presence.
- ⑤ Packaging type : No indication for tape type. ;B; indicates bulk type.

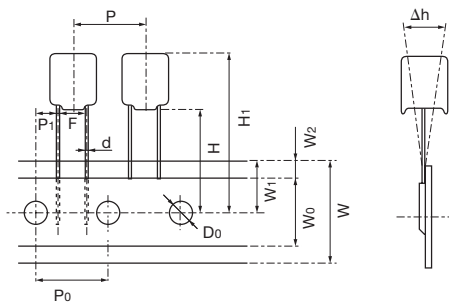
*The presence of an external tube may not be indicated on the surface of sample products.



- All specifications in this catalog and production status of products are subject to change without notice. Prior to the purchase, please contact TOKIN for updated product data.
- Please request for a specification sheet for detailed product data prior to the purchase.
- Before using the product in this catalog, please read "Precautions" and other safety precautions listed in the printed version catalog.

SBCP-87HY Series

Dimensions of indented square hole tape



													[mm]
P	P ₀	P ₁	F	W	W ₀	W ₁	W ₂	H	D ₀	d	Δh		
±1.0	±0.3	±0.7	±1.0	+1.0,-0.5	min.	+0.75,-0.5	max.	+2.0,-0	±0.2		±2.0		
12.7	12.7	3.85	5.0	18	12.5	9.0	3.0	18	4.0	0.6	0		


[mm]
H1
SBCP-87HY□□□H
max.
28.5



- All specifications in this catalog and production status of products are subject to change without notice. Prior to the purchase, please contact TOKIN for updated product data.
- Please request for a specification sheet for detailed product data prior to the purchase.
- Before using the product in this catalog, please read "Precautions" and other safety precautions listed in the printed version catalog.

SBCP-80HY Coils

[RoHS Compliant]



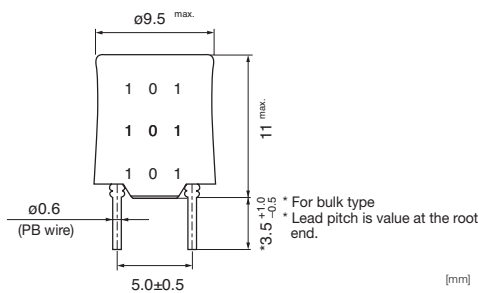
● SBCP-80HY Series (SBCP-80HY□□□H)

Model	Inductance L (μH) at 10kHz, 1mA	DC resistance (Ω) max.	Rated current (A) ΔT=20°C	Current (Reference value) (A)	
				ΔT=40°C	L change rate -10%
SBCP-80HY1R5H	1.5±30%	0.02	4.50	6.30	13.50
SBCP-80HY2R2H	2.2±30%	0.03	4.00	5.60	11.70
SBCP-80HY3R3H	3.3±30%	0.04	3.60	5.00	9.20
SBCP-80HY4R7H	4.7±20%	0.04	3.30	4.60	7.60
SBCP-80HY6R8H	6.8±20%	0.05	3.30	4.60	6.50
SBCP-80HY100H	10±20%	0.05	2.90	4.00	5.30
SBCP-80HY150H	15±20%	0.08	2.50	3.50	4.00
SBCP-80HY220H	22±20%	0.08	2.40	3.30	3.40
SBCP-80HY330H	33±20%	0.09	2.10	2.90	2.70
SBCP-80HY470H	47±10%	0.13	1.90	2.60	2.20
SBCP-80HY680H	68±10%	0.16	1.70	2.30	1.80
SBCP-80HY820H	82±10%	0.24	1.30	1.80	1.70
SBCP-80HY101H	100±10%	0.35	1.10	1.50	1.60
SBCP-80HY151H	150±10%	0.41	1.00	1.40	1.20
SBCP-80HY221H	220±10%	0.52	0.90	1.20	1.00
SBCP-80HY331H	330±10%	0.75	0.70	0.98	0.85
SBCP-80HY471H	470±10%	0.95	0.65	0.91	0.71
SBCP-80HY681H	680±10%	1.40	0.50	0.70	0.58
SBCP-80HY102H	1000±10%	1.89	0.40	0.56	0.48

Package: Bulk 4,000pcs/box
Tape & reel · 500pcs/AMMO pack 2,000pcs/box

Shape and Dimensions

● SBCP-80HY Series (SBCP-80HY□□□H)



Numbering System

SBCP - 80HY - 101 H B

- ① Series
- ② Core size (Outer size x height)

Model numbers and Core sizes

The model number (5 digits) consists of core size and inductance as shown below.

Model	Core size [mm]
SBCP-80HY □□□ H	ø8.0x10.0

- ③ Inductance : 10×10¹=100 (μH)
- ④ Presence of external tube: H shows presence.
- ⑤ Packaging type : No indication for tape type. ;B; indicates bulk type.

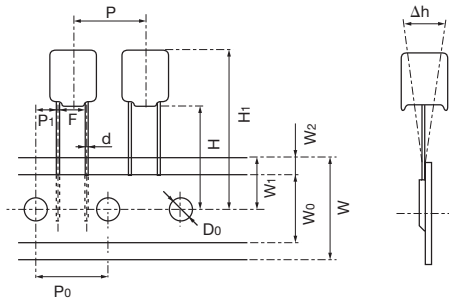
*The presence of an external tube may not be indicated on the surface of sample products.



- All specifications in this catalog and production status of products are subject to change without notice. Prior to the purchase, please contact TOKIN for updated product data.
- Please request for a specification sheet for detailed product data prior to the purchase.
- Before using the product in this catalog, please read "Precautions" and other safety precautions listed in the printed version catalog.

SBCP-80HY Series

Dimensions of indented square hole tape



													[mm]
P	P ₀	P ₁	F	W	W ₀	W ₁	W ₂	H	D ₀	d	Δh		
±1.0	±0.3	±0.7	±1.0	+1.0,-0.5	min.	+0.75,-0.5	max.	+2.0,-0	±0.2	±2.0			
12.7	12.7	3.85	5.0	18	12.5	9.0	3.0	18	4.0	0.6	0		


	[mm]
H1	
SBCP-80HY□□□H	
max.	
31	



- All specifications in this catalog and production status of products are subject to change without notice. Prior to the purchase, please contact TOKIN for updated product data.
- Please request for a specification sheet for detailed product data prior to the purchase.
- Before using the product in this catalog, please read "Precautions" and other safety precautions listed in the printed version catalog.

SBCP-11HY Coils

[RoHS Compliant]



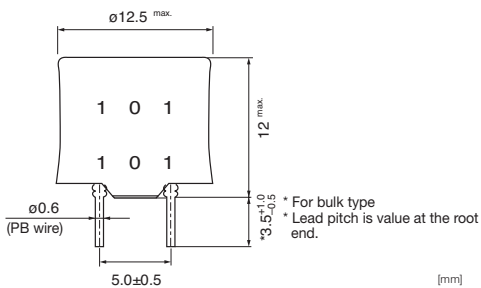
● SBCP-11HY Series (SBCP-11HY□□□H)

Model	Inductance L (μH) at 10kHz, 1mA	DC resistance (Ω) max.	Rated current (A) ΔT=20°C	Current (Reference value) (A)	
				ΔT=40°C	L change rate -10%
SBCP-11HY1R5H	1.5±30%	0.02	5.00	7.20	25.30
SBCP-11HY2R2H	2.2±30%	0.02	4.70	6.70	21.40
SBCP-11HY3R3H	3.3±20%	0.02	4.40	6.30	18.50
SBCP-11HY4R7H	4.7±20%	0.03	4.10	5.80	14.60
SBCP-11HY6R8H	6.8±20%	0.03	3.60	5.10	12.10
SBCP-11HY100H	10±20%	0.04	3.10	4.50	9.60
SBCP-11HY150H	15±20%	0.05	2.80	4.10	7.90
SBCP-11HY220H	22±20%	0.06	2.50	3.60	6.40
SBCP-11HY330H	33±20%	0.07	2.30	3.30	5.40
SBCP-11HY470H	47±20%	0.10	2.00	2.90	4.40
SBCP-11HY680H	68±10%	0.12	1.80	2.60	3.60
SBCP-11HY101H	100±10%	0.19	1.30	1.90	3.00
SBCP-11HY151H	150±10%	0.26	1.10	1.60	2.40
SBCP-11HY221H	220±10%	0.40	0.95	1.30	2.00
SBCP-11HY331H	330±10%	0.60	0.74	1.00	1.60
SBCP-11HY471H	470±10%	0.76	0.66	0.93	1.40
SBCP-11HY681H	680±10%	1.00	0.55	0.77	1.10
SBCP-11HY102H	1000±10%	1.70	0.42	0.60	0.96

- Package: Bulk - 2,000pcs/box
- Tape & reel - 400pcs/AMMO pack 1,600pcs/box
- Operating temperature range: -20 to +105°C (incl. coil heat)
- Storage conditions: -5 to +40°C, 40 to 60% RH (in tape status), -20 to +85°C (in bulk status)
- Do NOT expose to direct sunlight

Shape and Dimensions

● SBCP-11HY Series (SBCP-11HY□□□H)



Numbering System

SBCP - 11HY - 101 H B

- ① Series
 - ② Core size (Outer size x height)
- Model numbers and Core sizes**
The model number (5 digits) consists of core size and inductance as shown below.
- | Model | Core size [mm] |
|-----------------|----------------|
| SBCP-11HY □□□ H | ø11.0×11.0 |
- ③ Inductance : 10×10¹=100 (μH)
 - ④ Presence of external tube: H shows presence.
 - ⑤ Packaging type : No indication for tape type. :B; indicates bulk type.

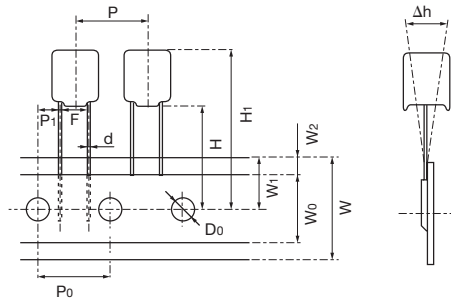
*The presence of an external tube may not be indicated on the surface of sample products.



- All specifications in this catalog and production status of products are subject to change without notice. Prior to the purchase, please contact TOKIN for updated product data.
- Please request for a specification sheet for detailed product data prior to the purchase.
- Before using the product in this catalog, please read "Precautions" and other safety precautions listed in the printed version catalog.

SBCP-11HY Series

Dimensions of indented square hole tape



												[mm]
P	P ₀	P ₁	F	W	W ₀	W ₁	W ₂	H	D ₀	d	Δh	
±1.0	±0.3	±0.7	±1.0	+1.0,-0.5	min.	+0.75,-0.5	max.	+2.0,-0	±0.2	±2.0	±2.0	
12.7	12.7	3.85	5.0	18	12.5	9.0	3.0	18	4.0	0.6	0	

	[mm]
H ₁	
SBCP-11HY□□□H	
max.	
32	



- All specifications in this catalog and production status of products are subject to change without notice. Prior to the purchase, please contact TOKIN for updated product data.
- Please request for a specification sheet for detailed product data prior to the purchase.
- Before using the product in this catalog, please read "Precautions" and other safety precautions listed in the printed version catalog.

SBCP-14HY Coils

[RoHS Compliant]



●SBCP-14HY Series (SBCP-14HY□□□B)

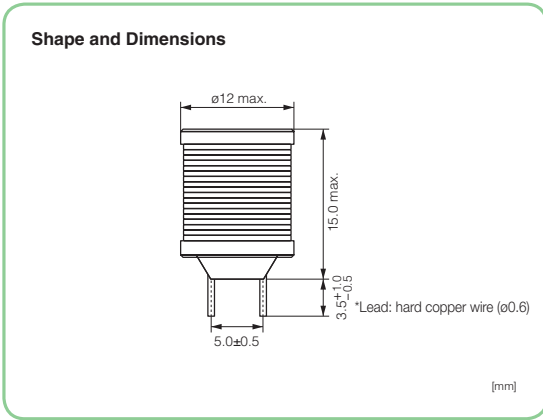
Model	Inductance at 10kHz, 1mA (μH)	DC resistance (Ω) max.	Rated current (A) ΔT=20°C	Current (Reference value) (A)	
				ΔT=40°C	L change rate -10%
SBCP-14HY1R2B	1.2±30%	20m	5.20	7.40	24.30
SBCP-14HY2R2B	2.2±30%	20m	4.35	5.11	16.82
SBCP-14HY3R3B	3.3±30%	20m	4.10	6.00	18.20
SBCP-14HY4R7B	4.7±20%	30m	3.60	5.07	14.36
SBCP-14HY6R8B	6.8±20%	30m	3.35	4.69	11.86
SBCP-14HY100B	10±20%	40m	3.00	4.20	10.30
SBCP-14HY150B	15±20%	50m	2.80	3.90	8.07
SBCP-14HY220B	22±20%	60m	2.70	3.73	6.94
SBCP-14HY330B	33±20%	70m	2.40	3.30	5.63
SBCP-14HY470B	47±10%	90m	1.90	2.74	4.58
SBCP-14HY680B	68±10%	0.11	1.70	2.45	3.76
SBCP-14HY101B	100±10%	0.14	1.50	2.15	3.10
SBCP-14HY151B	150±10%	0.20	1.30	1.85	2.70
SBCP-14HY221B	220±10%	0.31	1.05	1.51	2.20
SBCP-14HY331B	330±10%	0.38	0.95	1.35	1.84
SBCP-14HY471B	470±10%	0.54	0.80	1.10	1.48
SBCP-14HY681B	680±10%	0.90	0.67	0.93	1.24
SBCP-14HY102B	1000±10%	1.16	0.59	0.82	1.01
SBCP-14HY152B	1500±10%	1.52	0.47	0.67	0.80
SBCP-14HY222B	2200±10%	2.36	0.38	0.54	0.69
SBCP-14HY332B	3300±10%	3.42	0.33	0.46	0.57
SBCP-14HY472B	4700±10%	4.97	0.27	0.38	0.48
SBCP-14HY682B	6800±10%	7.17	0.22	0.29	0.38
SBCP-14HY103B	10000±10%	10.86	0.17	0.24	0.31

Package: Bulk - 1,500pcs/box

●Operating temperature range: -20 to +105°C (Including the heat generation by the coil)



- All specifications in this catalog and production status of products are subject to change without notice. Prior to the purchase, please contact TOKIN for updated product data.
- Please request for a specification sheet for detailed product data prior to the purchase.
- Before using the product in this catalog, please read "Precautions" and other safety precautions listed in the printed version catalog.

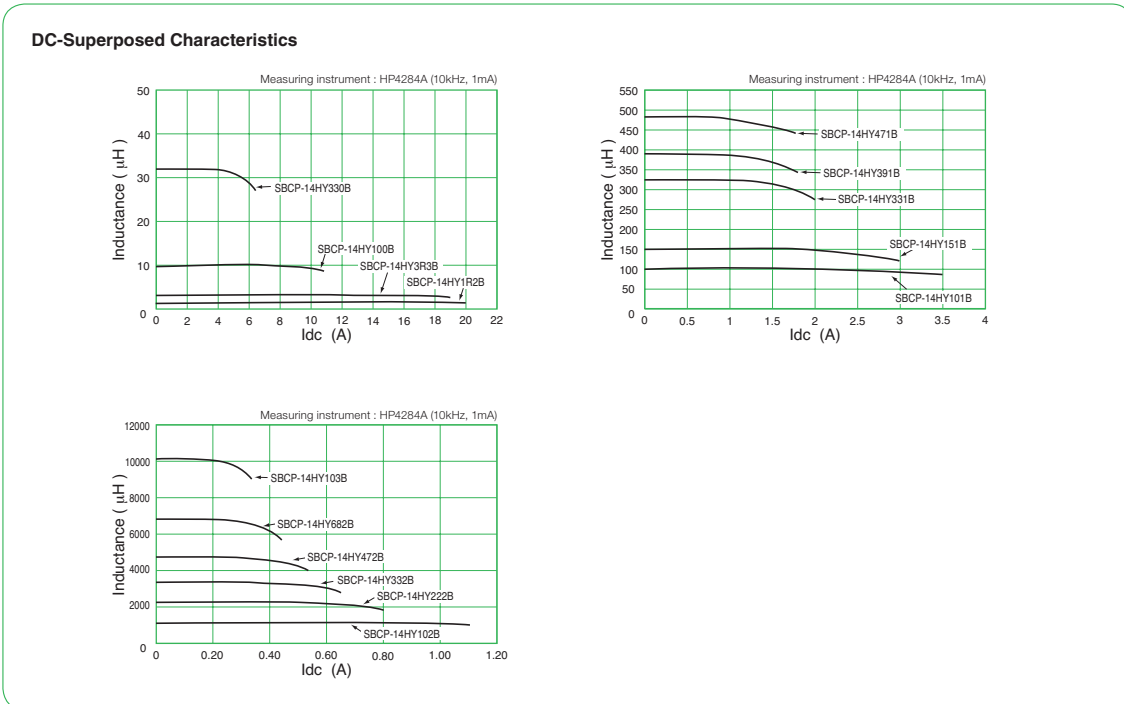


Numbering System

SBCP - 14HY 100 B

① ② ③ ④

- ① Series
- ② Core size : Outer size × height (φ11×14)
- ③ Inductance : $10 \times 10^2 = 10$ (μH)
- ④ Packaging type : [B] indicates bulk type.



- All specifications in this catalog and production status of products are subject to change without notice. Prior to the purchase, please contact TOKIN for updated product data.
- Please request for a specification sheet for detailed product data prior to the purchase.
- Before using the product in this catalog, please read "Precautions" and other safety precautions listed in the printed version catalog.

SBPSC Coils 11R310-12R817 Series <Magnetically Shielded Type> [RoHS Compliant]



●SBPSC-11R310 Series

Model	Inductance (μH) (100kHz, 1mA)	DC resistance (Ω) max.	Rated current (A)
SBPSC-11R310-100A	10 ±20%	36m	3.80
SBPSC-11R310-120A	12 ±20%	48m	3.40
SBPSC-11R310-150A	15 ±20%	51m	3.30
SBPSC-11R310-220A	22 ±20%	87m	2.85
SBPSC-11R310-270A	27 ±20%	106m	2.40
SBPSC-11R310-330A	33 ±20%	132m	2.10
SBPSC-11R310-390A	39 ±20%	141m	2.05
SBPSC-11R310-470A	47 ±20%	181m	1.80
SBPSC-11R310-560A	56 ±20%	200m	1.75
SBPSC-11R310-680A	68 ±20%	221m	1.65
SBPSC-11R310-820A	82 ±20%	251m	1.55
SBPSC-11R310-101A	100 ±15%	272m	1.45
SBPSC-11R310-121A	120 ±15%	299m	1.40
SBPSC-11R310-151A	150 ±15%	390m	1.15
SBPSC-11R310-221A	220 ±15%	736m	0.94
SBPSC-11R310-271A	270 ±15%	839m	0.88
SBPSC-11R310-331A	330 ±15%	936m	0.84
SBPSC-11R310-391A	390 ±15%	1.20	0.74
SBPSC-11R310-471A	470 ±15%	1.40	0.70
SBPSC-11R310-681A	680 ±15%	2.00	0.48
SBPSC-11R310-821A	820 ±15%	2.30	0.46
SBPSC-11R310-102A	1000 ±15%	2.60	0.43

Package: Bulk · 1,600pcs/box

●SBPSC-12R817 Series

Model	Inductance (μH) (100kHz, 1mA)	DC resistance (Ω) max.	Rated current (A)
SBPSC-12R817-100A	10 ±20%	29m	4.70
SBPSC-12R817-120A	12 ±20%	32m	4.40
SBPSC-12R817-150A	15 ±20%	35m	4.20
SBPSC-12R817-220A	22 ±20%	43m	3.90
SBPSC-12R817-270A	27 ±20%	48m	3.60
SBPSC-12R817-330A	33 ±20%	52m	3.50
SBPSC-12R817-390A	39 ±20%	58m	3.30
SBPSC-12R817-470A	47 ±20%	61m	3.20
SBPSC-12R817-560A	56 ±20%	66m	3.10
SBPSC-12R817-680A	68 ±20%	75m	2.90
SBPSC-12R817-820A	82 ±20%	96m	2.50
SBPSC-12R817-101A	100 ±15%	0.14	2.40
SBPSC-12R817-121A	120 ±15%	0.18	2.20
SBPSC-12R817-151A	150 ±15%	0.26	1.65
SBPSC-12R817-221A	220 ±15%	0.40	1.40
SBPSC-12R817-271A	270 ±15%	0.47	1.30
SBPSC-12R817-331A	330 ±15%	0.53	1.20
SBPSC-12R817-391A	390 ±15%	0.57	1.15
SBPSC-12R817-471A	470 ±15%	0.62	1.10
SBPSC-12R817-561A	560 ±15%	0.70	1.00
SBPSC-12R817-681A	680 ±15%	0.84	0.90
SBPSC-12R817-821A	820 ±15%	0.94	0.80
SBPSC-12R817-102A	1000 ±15%	1.10	0.70

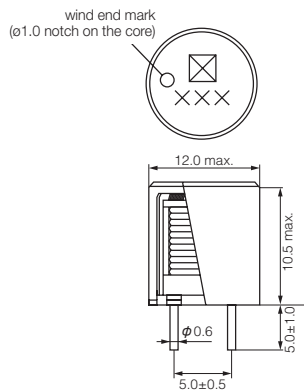
Package: Bulk · 800pcs/box

*The rated current is the lower value of the following two: the DC current value when the inductance decreases 10% from the initial value, or the DC current value when the coil's temperature has rose ΔT=40°C

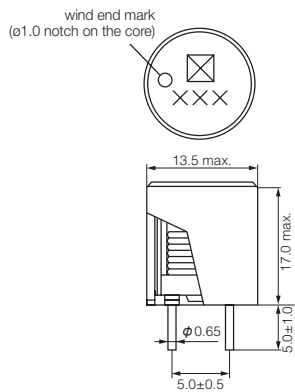
●Operating temperature range: -20 to +105°C (incl. coil heat)

Shape and Dimensions

●SBPSC-11R310 Series



●SBPSC-12R817 Series



[mm]



- All specifications in this catalog and production status of products are subject to change without notice. Prior to the purchase, please contact TOKIN for updated product data.
- Please request for a specification sheet for detailed product data prior to the purchase.
- Before using the product in this catalog, please read "Precautions" and other safety precautions listed in the printed version catalog.

Precautions



- The names of the products and the specifications in this catalog are subject to change without notice for the sake of improvement. The manufacturer also reserves the right to discontinue any of these products. At the time of delivery, please ask for specifications sheets to check the contents in order to use the products properly and safely.
- Descriptions in this catalog regarding product characteristics and quality are based solely on discrete components. When using these components, be sure to check the specifications with the component in question mounted on the products.
- The manufacturer's warranty will not cover any disadvantage or damage caused by improper use of the products that deviates from the characteristics, specifications, or conditions for use described in this catalog.
- The products in this catalog are intended for use in ordinary electronic products. If any of these products are to be used in special applications requiring extremely high reliability, such as in aviation equipment and nuclear power controllers where product defects might pose a safety risk, please consult your TOKIN sales representatives.
- Though the manufacturer has taken all possible precautions to ensure the quality and reliability of its products, improper use of products may result in bodily injury, fire, or similar accident. If you have any questions regarding the use of the products in question, please consult your TOKIN sales representatives.
- Please be advised that the manufacturer accepts no responsibility for any infraction by users of the manufacturer's products on third party patents or industrial copyrights. The manufacturer is responsible only when such infractions are attributable to the structural design of the product and its manufacturing process.
- Export Control
For customers outside Japan
TOKIN products should not be used or sold for use in the development, production, stockpiling or utilization of any conventional weapons or mass-destructive weapons(nuclear weapons, chemical or biological weapons, or missiles), or any other weapons.
For customers in Japan
For products which are controlled items subject to the "Foreign Exchange and Foreign Trade Law" of Japan, the export license specified by the law is required for export.
- This catalog is current as of April 2017.



- All specifications in this catalog and production status of products are subject to change without notice. Prior to the purchase, please contact TOKIN for updated product data.
- Please request for a specification sheet for detailed product data prior to the purchase.
- Before using the product in this catalog, please read "Precautions" and other safety precautions listed in the printed version catalog.