


## MFKDSP/ 4-5,08

Order No.: 1790649

The illustration shows the 5-pos. version

<http://eshop.phoenixcontact.net/phoenix/treeViewClick.do?UID=1790649>

PC terminal block, Nominal current: 12 A, Nom. voltage: 250 V, Pitch: 5.08 mm, Number of positions: 4, Type of connection: Spring-cage conn., Assembly: Soldering, Conductor/PCB connection direction: 45 °, Color: green

### Commercial data

EAN	4017918044428
Pack	50 pcs.
Customs tariff	85369010
Weight/Piece	0.00468 KG
Catalog page information	Page 120 (CC-2009)

### Product notes

WEEE/RoHS-compliant since:  
01/01/2003



<http://www.download.phoenixcontact.com>  
Please note that the data given here has been taken from the online catalog. For comprehensive information and data, please refer to the user documentation. The General Terms and Conditions of Use apply to Internet downloads.

### Technical data

#### Dimensions / positions

Length	16.2 mm
Pitch	5.08 mm
Dimension a	15.24 mm

Number of positions	4
Pin dimensions	0,5 x 1 mm
Hole diameter	1.3 mm

**Technical data**

Insulating material group	I
Rated surge voltage (III/3)	4 kV
Rated surge voltage (III/2)	4 kV
Rated surge voltage (II/2)	4 kV
Rated voltage (III/2)	320 V
Rated voltage (II/2)	630 V
Connection in acc. with standard	EN-VDE
Nominal current $I_N$	12 A
Nominal voltage $U_N$	250 V
Nominal cross section	1 mm <sup>2</sup>
Maximum load current	12 A (with 1.5 mm <sup>2</sup> conductor cross section)
Insulating material	PA
Inflammability class acc. to UL 94	V0
Stripping length	10 mm

**Connection data**

Conductor cross section solid min.	0.2 mm <sup>2</sup>
Conductor cross section solid max.	1.5 mm <sup>2</sup>
Conductor cross section stranded min.	0.2 mm <sup>2</sup>
Conductor cross section stranded max.	1 mm <sup>2</sup>
Conductor cross section stranded, with ferrule without plastic sleeve min.	0.25 mm <sup>2</sup>
Conductor cross section stranded, with ferrule without plastic sleeve max.	0.75 mm <sup>2</sup>
Conductor cross section stranded, with ferrule with plastic sleeve min.	0.25 mm <sup>2</sup>
Conductor cross section stranded, with ferrule with plastic sleeve max.	0.75 mm <sup>2</sup>
Conductor cross section AWG/kcmil min.	24
Conductor cross section AWG/kcmil max	16

**Certificates / Approvals**



Certification CSA, CUL, GOST, UL

**CSA**

Nominal voltage $U_N$	300 V
Nominal current $I_N$	10 A
AWG/kcmil	22-18

**CUL**

Nominal voltage $U_N$	300 V
Nominal current $I_N$	3.6 A
AWG/kcmil	22-18

**UL**

Nominal voltage $U_N$	300 V
Nominal current $I_N$	3.6 A
AWG/kcmil	22-18

**Accessories**

Item	Designation	Description
<b>Marking</b>		
0804303	SK 5,08/3,8: 0-9	Marker card, printed horizontally, self-adhesive, 10-section marker strip, 12 identical decades marked 0-9, sufficient for 120 terminal blocks
0804293	SK 5,08/3,8:FORTL.ZAHLEN	Marker card, printed horizontally, self-adhesive, 12 identical decades marked 1-10, 11-20 etc. up to 91-(99)100, sufficient for 120 terminal blocks
0805085	SK 5,08/3,8:SO	Marker card, special printing, self-adhesive, labeled acc. to customer requirements, 12 identical marker strips per card, max. 25-position labeling per strip, color: white
0805412	SK 5,08/3,8:UNBEDRUCKT	Marker cards, unprinted, with pitch divisions, self-adhesive, 10-section marker strips, 12 strips per card, can be labeled with the M-PEN

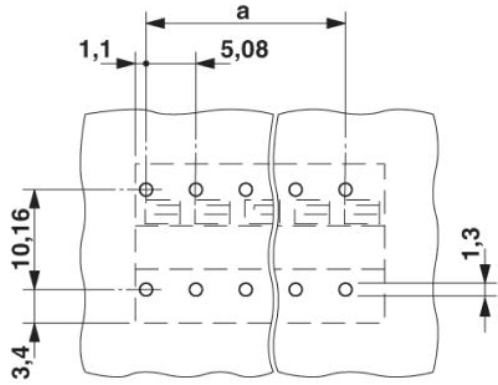
**Plug/Adapter**

0201744	MPS-MT	Metal part
---------	--------	------------

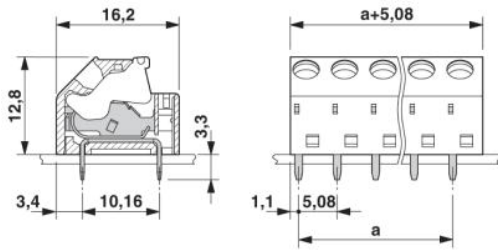
0201647	RPS	Reducing plug, Color: gray
---------	-----	----------------------------

**Diagrams/Drawings**

Drilling plan/solder pad geometry



Dimensioned drawing



**Address**

PHOENIX CONTACT GmbH & Co. KG  
Flachsmarktstr. 8  
32825 Blomberg, Germany  
Phone +49 5235 3 00  
Fax +49 5235 3 41200  
<http://www.phoenixcontact.com>



© 2010 Phoenix Contact  
Technical modifications reserved;