

# DATA SHEET

## WIRELESS COMPONENTS

Band Pass Filter

BPF2012LM09R2400A

2.4-2.5 GHz

2012 Series



FEATURES

- Compact size design
- RoHS compliant

APPLICATIONS

- WLAN, 802.11a/b/g/n
- Bluetooth
- ISM Band

ORDERING INFORMATION

All part numbers are identified by the series, packing type, material, size, antenna type, working frequency and packing quantity.

**PART NUMBER**

**BPF 2012 LM 09 R 2400A**  
 (1) (2) (3) (4) (5) (6)

---

**(1) PRODUCT**

BPF = Band Pass Filter

---

**(2) SIZE**

2012 = 2.0 × 1.2

---

**(3) MATERIALS**

Material Code LM

---

**(4) TYPE**

09= Type 09

---

**(5) PACKING STYLE**

R = Tape and Reel

---

**(6) WORKING FREQUENCY**

2400 =2.4 GHz

---

**PHYCOMP CTC**

CFL4111514092454K

---

**I2NC**

411151409245

---

**SPECIFICATION**

Table 1

DESCRIPTION	VALUE
Pass Band	2400-2500 MHz
Insertion Loss	1.2 dB (Max)
VSWR	2.0 (Max)
Ripple	0.60dB
Attenuation	15dB Min@ 1600 MHz 25dB Min@ 3200 MHz 20dB Min@ 4800~5000 MHz
Operating Temperature	-40 ~ 85 °C

**DIMENSIONS**

Table 2 Machinical Dimension

	DIMENSION
L (mm)	2.00 ±0.15
W (mm)	1.25 ±0.10
T (mm)	0.90 ±0.15
P (mm)	0.35 ±0.20
C (mm)	0.20 ±0.15
G (mm)	1.60 ±0.15
E (mm)	0.25 ±0.15
F (mm)	0.25 ±0.15

**OUTLINES**

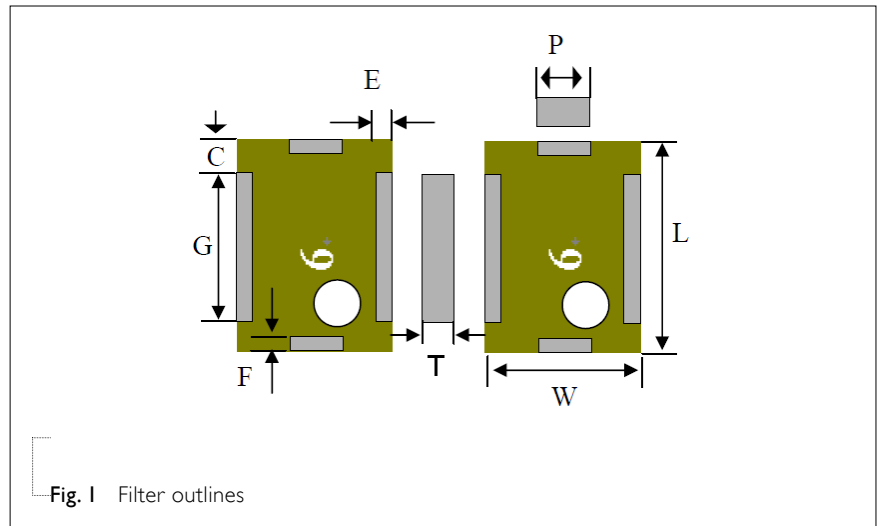


Fig. 1 Filter outlines

Table 3 Termination configuration

TERMINAL NAME	FUNCTION
P	I/O Terminal
G	Ground Terminal

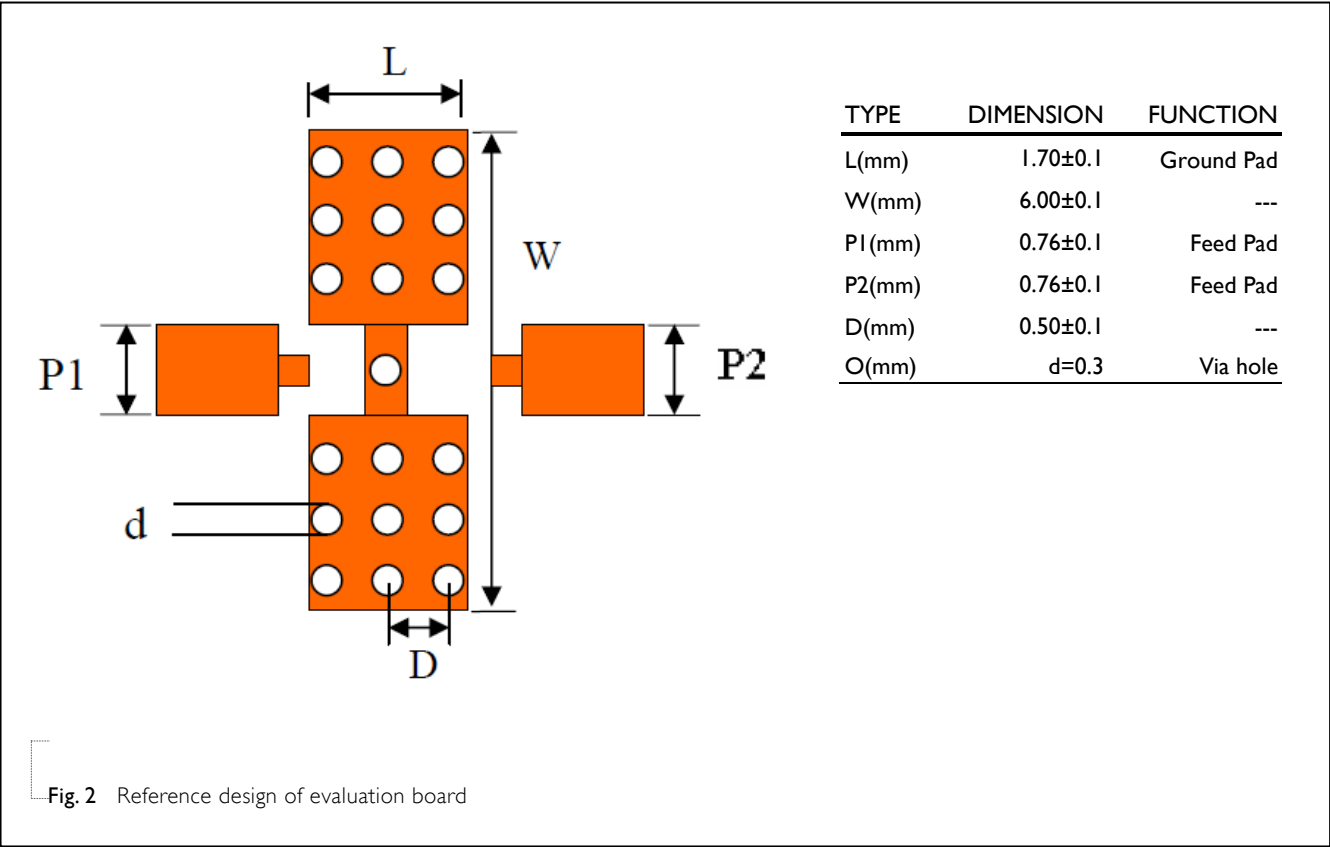


Fig. 2 Reference design of evaluation board

**ELECTRICAL PERFORMANCES**

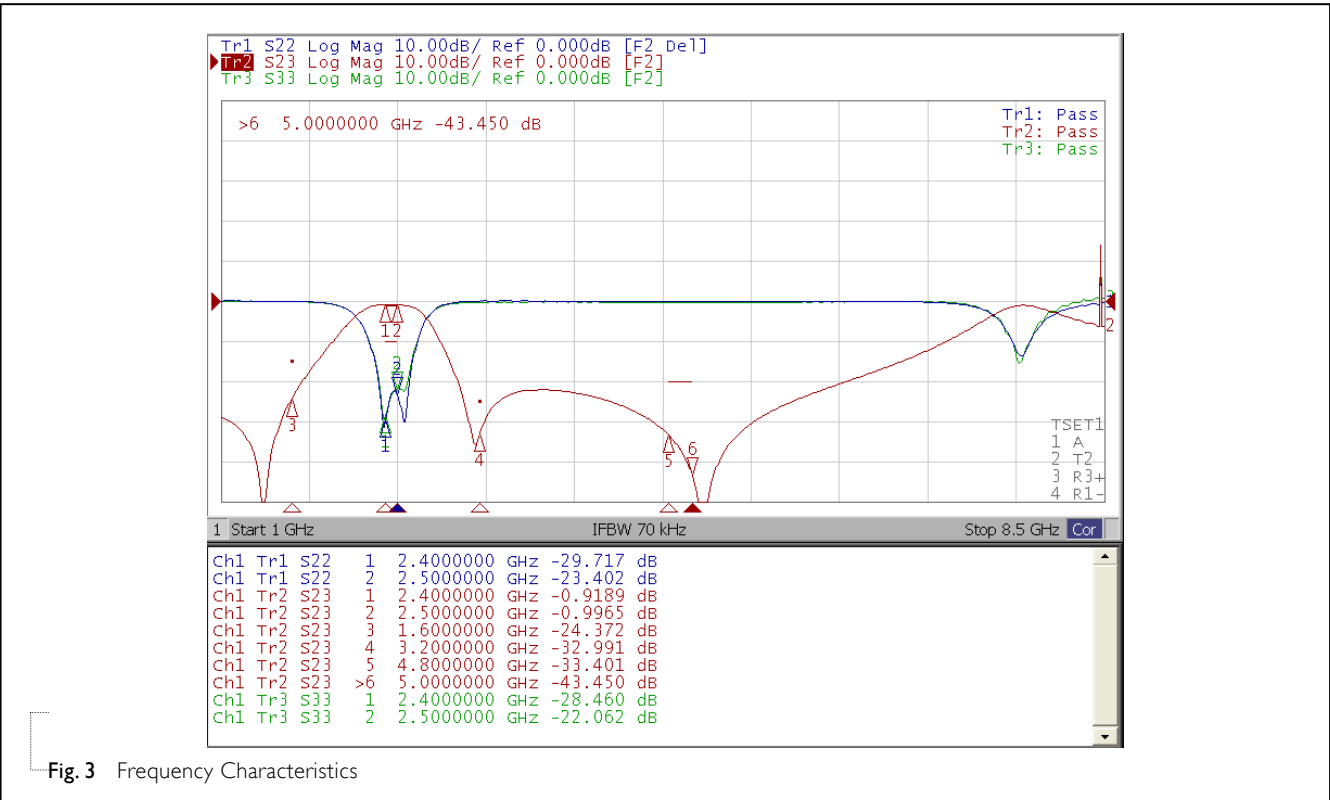


Fig. 3 Frequency Characteristics

REVISION HISTORY

REVISION	DATE	CHANGE NOTIFICATION	DESCRIPTION
Version 0	Jan. 30, 2013	-	- New data sheet for Band Pass Filter, 2.45 GHz application, 2012 series

# Mouser Electronics

Authorized Distributor

Click to View Pricing, Inventory, Delivery & Lifecycle Information:

[Yageo:](#)

[BPF2012LM09R2400A](#)