



SAW Filter

Series/Type: B4059

The following products presented in this data sheet are being withdrawn.

Ordering Code	Substitute Product	Date of Withdrawal	Deadline Last Orders	Last Shipments
B39162B4059U810	B39162B3521U410	2009-11-02	2010-02-28	2010-05-31

For further information please contact your nearest EPCOS sales office, which will also support you in selecting a suitable substitute. The addresses of our worldwide sales network are presented at www.epcos.com/sales.



SAW Components

Data Sheet B4059





SAW Components

B4059

Low Loss Filter for Mobile Communication

1575,42 MHz

Data Sheet



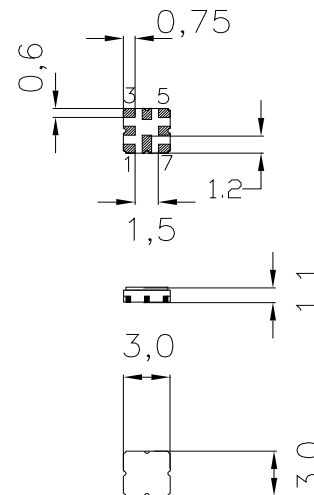
Features

- Low loss RF filter for GPS receivers
- Usable passband 2,4 MHz
- Low amplitude ripple
- Unbalanced to unbalanced operation
- Package for **Surface Mounted Technology (SMT)**

Terminals

- Ni, gold-plated

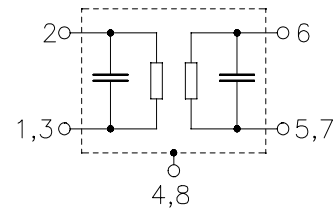
Ceramic package QCC8D



Dimensions in mm, approx. weight 0,037 g

Pin configuration

- 2 Input, unbalanced
- 6 Output, unbalanced
- 1, 3, 4, 5, 7, 8 To be grounded
- 4, 8 Case ground



Type	Ordering code	Marking and Package according to	Packing according to
B4059	B39162-B4059-U810	C61157-A7-A68	F61074-V8089-Z000

Electrostatic Sensitive Device (ESD)

Maximum ratings

Operable temperature range	T	- 40 / + 85	°C	
Storage temperature range	T_{stg}	- 40 / + 85	°C	
DC voltage	V_{DC}	0	V	
Source power	P_S	0	dBm	source impedance 50 Ω



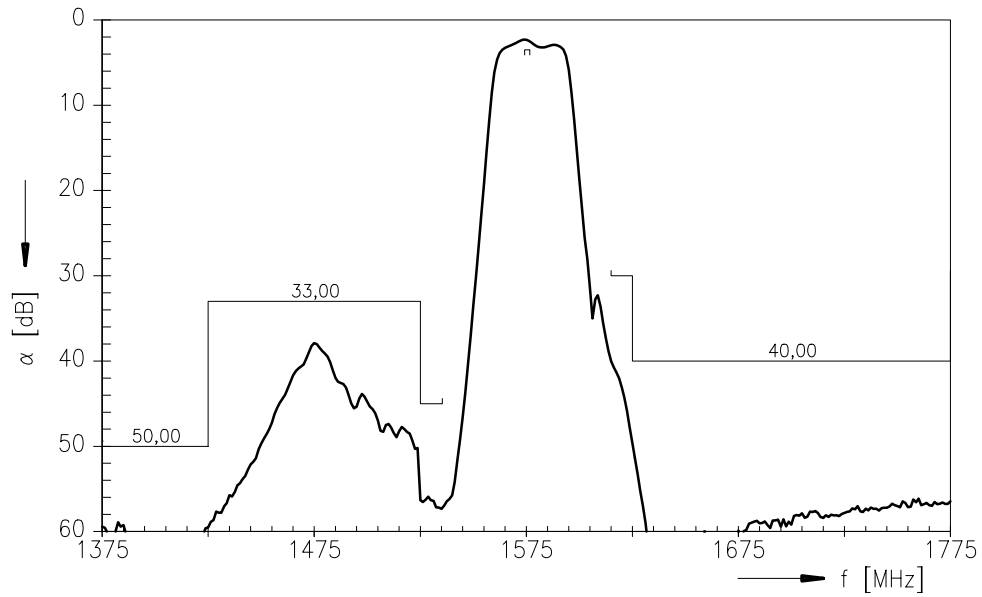
Characteristics

Operating temperature range: $T = -40\text{ °C to }+85\text{ °C}$
 Terminating source impedance: $Z_S = 50\ \Omega$
 Terminating load impedance: $Z_L = 50\ \Omega$

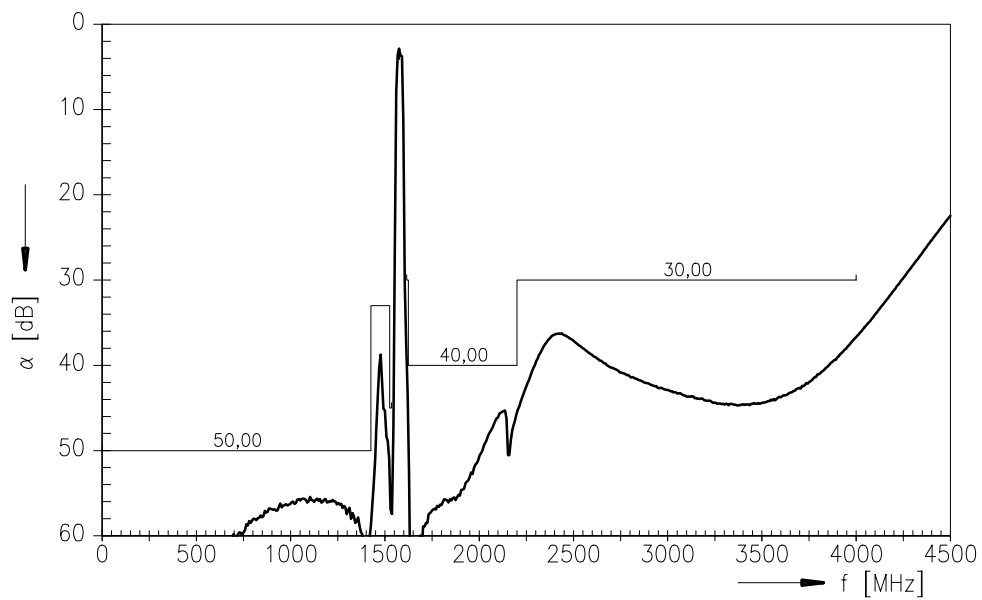
		min.	typ.	max.	
Center frequency	f_C	—	1575,42	—	MHz
Maximum insertion attenuation	α_{max}				
	1574,22 ... 1576,62 MHz	—	2,8	3,5	dB
Amplitude ripple (p-p)	$\Delta\alpha$				
	1574,22 ... 1576,62 MHz	—	0,9	1,5	dB
Attenuation	α				
	0,00 ... 1425,00 MHz	50	55	—	dB
	1425,00 ... 1525,00 MHz	33	36	—	dB
	1525,00 ... 1535,42 MHz	45	48	—	dB
	1615,00 ... 1625,00 MHz	30	37	—	dB
	1625,00 ... 2200,00 MHz	40	45	—	dB
	2200,00 ... 4000,00 MHz	30	38	—	dB



Transfer function



Transfer function (wide band)





SAW Components

B4059

Low Loss Filter for Mobile Communication

1575,42 MHz

Data Sheet



Published by EPCOS AG

Surface Acoustic Wave Components Division, SAW MC IS PD WL

P.O. Box 80 17 09, D-81617 München

© EPCOS AG 2001. All Rights Reserved.

As far as patents or other rights of third parties are concerned, liability is only assumed for components per se, not for applications, processes and circuits implemented within components or assemblies.

The information describes the type of component and shall not be considered as assured characteristics.

Terms of delivery and rights to change design reserved.

For questions on technology, prices and delivery please contact the sales offices of EPCOS AG or the international representatives.

Due to technical requirements components may contain dangerous substances. For information on the type in question please also contact one of our sales offices.