



# SAW Components

Data Sheet B3712





SAW Components

B3712

Low Loss Filter

312,20 MHz

Data Sheet

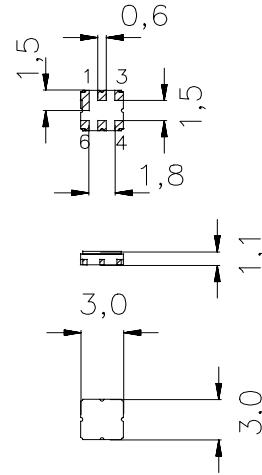
Features

- RF low-loss filter for remote control application
- Package for **Surface Mounted Technology (SMT)**
- Hermetically sealed ceramic package
- No matching network required for operation at 50 Ω
- Passivation layer: Elpas

Terminals

- Ni, gold-plated

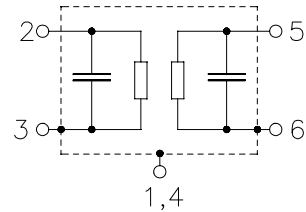
Ceramic package DCC6C



Dimensions in mm, approx. weight 0,037 g

Pin configuration

- |            |        |
|------------|--------|
| 2          | Input  |
| 5          | Output |
| 1, 3, 4, 6 | Ground |



Type	Ordering code	Marking and Package according to	Packing according to
B3712	B39311-B3712-U410	C61157-A7-A67	F61074-V8168-Z000

Electrostatic Sensitive Device (ESD)

Maximum ratings

Operable temperature range	$T$	-40/+85	°C	
Storage temperature range	$T_{stg}$	-45/+90	°C	
DC voltage	$V_{DC}$	0	V	
Source power	$P_S$	10	dBm	source impedance 50 Ω



SAW Components

B3712

Low Loss Filter

312,20 MHz

Data Sheet

**Characteristics**

Operating temperature range:  $T = -40 \dots 85^\circ\text{C}$

Terminating source impedance:  $Z_S = 50 \Omega$

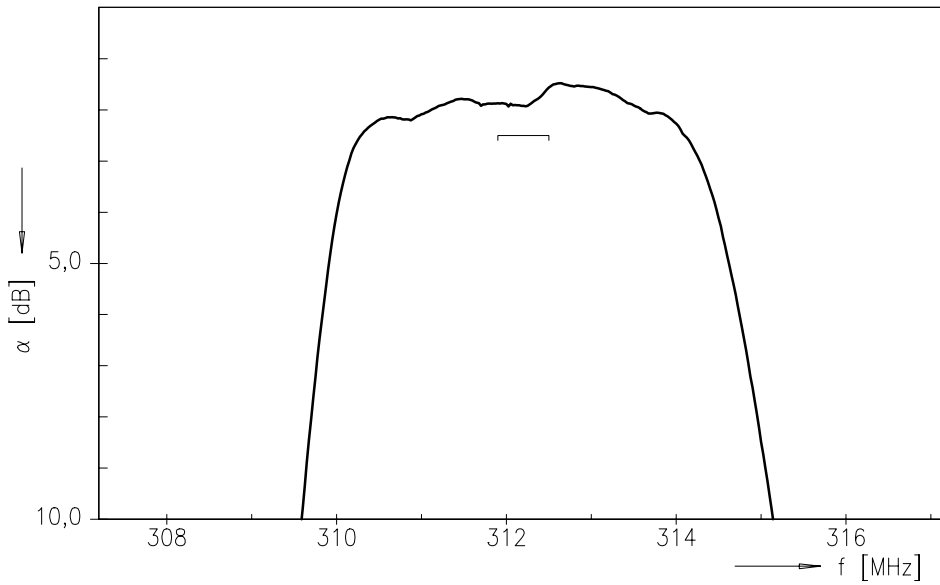
Terminating load impedance:  $Z_L = 50 \Omega$

		min.	typ.	max.	
<b>Center frequency</b>	$f_c$	—	312,20	—	MHz
<b>Maximum insertion attenuation</b>	$\alpha_{\max}$				
311,90 ... 312,50 MHz		—	1,8	2,5	dB
<b>Amplitude ripple (p-p)</b>	$\Delta\alpha$				
311,90 ... 312,50 MHz		—	0,5	1,3	dB
<b>Relative attenuation (relative to <math>\alpha_{\max}</math>)</b>	$\alpha_{\text{rel}}$				
270,00 ... 286,00 MHz		55	60	—	dB
290,20 ... 291,10 MHz		53	58	—	dB
301,20 ... 301,80 MHz		48	53	—	dB
322,60 ... 323,20 MHz		24	31	—	dB
333,30 ... 334,20 MHz		36	41	—	dB
354,70 ... 355,90 MHz		50	55	—	dB
<b>Temperature coefficient of frequency</b>	$TC_f$	—	-30	—	ppm/K

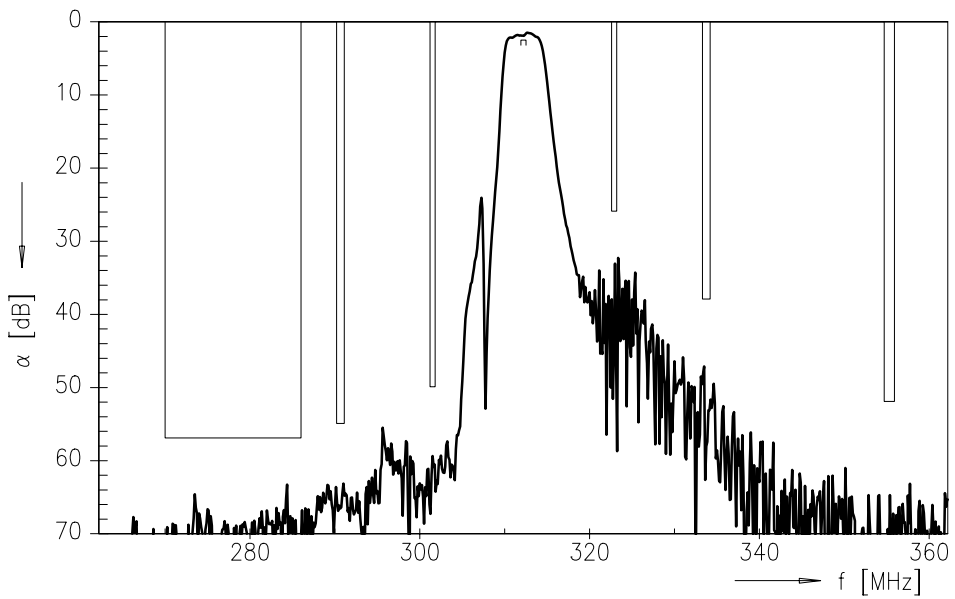


Data Sheet

Transfer function



Transfer function (wideband)





**SAW Components**

**B3712**

**Low Loss Filter**

**312,20 MHz**

Data Sheet

**Published by EPCOS AG**

**Surface Acoustic Wave Components Division, SAW CE AE PD**

**P.O. Box 80 17 09, D-81617 München**

© EPCOS AG 2004. All Rights Reserved. Reproduction, publication and dissemination of this brochure and the information contained therein without EPCOS' prior express consent is prohibited.

The information contained in this brochure describes the type of component and shall not be considered as guaranteed characteristics. Purchase orders are subject to the General Conditions for the Supply of Products and Services of the Electrical and Electronics Industry recommended by the ZVEI (German Electrical and Electronic Manufacturers' Association), unless otherwise agreed.

This brochure replaces the previous edition.

For questions on technology, prices and delivery please contact the Sales Offices of EPCOS AG or the international Representatives.

Due to technical requirements components may contain dangerous substances. For information on the type in question please also contact one of our Sales Offices.