



**BZT52C2V4
THRU
BZT52C43**

**500 mW
Zener Diode
2.4 to 43 Volts**

Features

- Planar Die Construction
- 500mW Power Dissipation on Ceramic PCB
- General Purpose Medium Current
- Ideally Suited for Automated Assembly Processes
- Epoxy meets UL 94 V-0 flammability rating
- Moisture Sensitivity Level 1
- Lead Free Finish/RoHS Compliant("P" Suffix designates RoHS Compliant. See ordering information)
- Halogen free available upon request by adding suffix "-HF"

Absolute Maximum Ratings

Symbol	Rating	Rating	Unit
P _D	Power dissipation	500	mW
T _J	Junction Temperature	-65 to +150	°C
T _{STG}	Storage Temperature Range	-65 to +150	°C

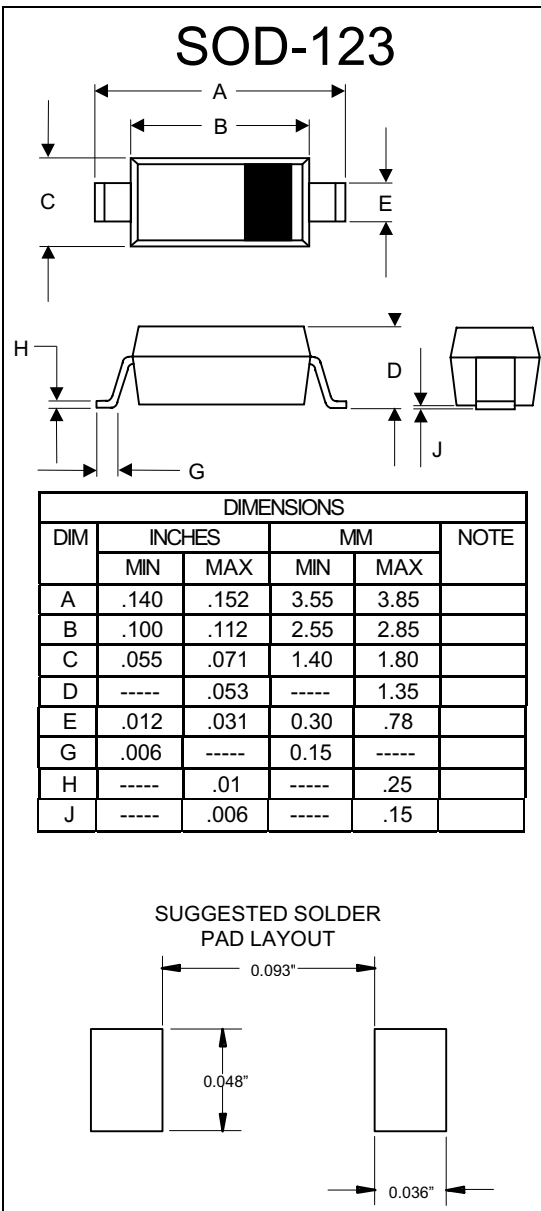
Absolute Maximum Ratings

Symbol	Rating	Rating	Unit
R _{thJA}	Thermal Resistance Junction to Ambient*	250	°C/W

* Device mounted on ceramic PCB: 7.6mm x 9.4mm x 0.87mm with pad areas 25 mm²

Electrical Characteristics

Symbol	Rating	Rating	Unit
V _F	Maximum Forward Voltage (I _F =10mA _{dc})	0.9	V



ELECTRICAL CHARACTERISTICS @25°C

Type	ZENER VOLTAGE $V_Z^{(1)}$ VOLTS			Maximum Zener Impedance ⁽²⁾ Z_{ZT} (OHMS)		Maximum Zener Impedance ⁽²⁾ Z_{ZK} (OHMS)		REVERSE CURRENT I_R (Max) @ V_R		Typical Temperature Coefficient @ I_{ZTC}		Marking
	Min.	Nom	Max.	I_{ZT} (mA)	Max.	I_{ZK} (mA)	Max.	μA	V	mV/°C		
BZT52C2V4	2.28	2.4	2.56	5	100	1.0	600	50	1.0	-3.5	0	WX
BZT52C2V7	2.5	2.7	2.9	5	100	1.0	600	20	1.0	-3.5	0	W1
BZT52C3V0	2.8	3.0	3.2	5	95	1.0	600	10	1.0	-3.5	0	W2
BZT52C3V3	3.1	3.3	3.5	5	95	1.0	600	5	1.0	-3.5	0	W3
BZT52C3V6	3.4	3.6	3.8	5	90	1.0	600	5	1.0	-3.5	0	W4
BZT52C3V9	3.7	3.9	4.1	5	90	1.0	600	3	1.0	-3.5	0	W5
BZT52C4V3	4.0	4.3	4.6	5	90	1.0	600	3	1.0	-3.5	0	W6
BZT52C4V7	4.4	4.7	5.0	5	80	1.0	500	3	2.0	-3.5	0.2	W7
BZT52C5V1	4.8	5.1	5.4	5	60	1.0	480	2	2.0	-2.7	1.2	W8
BZT52C5V6	5.2	5.6	6.0	5	40	1.0	400	1	2.0	-2.0	2.5	W9
BZT52C6V2	5.8	6.2	6.6	5	10	1.0	150	3	4.0	0.4	3.7	WA
BZT52C6V8	6.4	6.8	7.2	5	15	1.0	80	2	4.0	1.2	4.5	WB
BZT52C7V5	7.0	7.5	7.9	5	15	1.0	80	1	5.0	2.5	5.3	WC
BZT52C8V2	7.7	8.2	8.7	5	15	1.0	80	0.7	5.0	3.2	6.2	WD
BZT52C9V1	8.5	9.1	9.6	5	15	1.0	100	0.5	6.0	3.8	7.0	WE
BZT52C10	9.4	10	10.6	5	20	1.0	150	0.2	7.0	4.5	8.0	WF
BZT52C11	10.4	11	11.6	5	20	1.0	150	0.1	8.0	5.4	9.0	WG
BZT52C12	11.4	12	12.7	5	25	1.0	150	0.1	8.0	6.0	10.0	WH
BZT52C13	12.4	13	14.1	5	30	1.0	170	0.1	8.0	7.0	11.0	WI
BZT52C15	13.8	15	15.6	5	30	1.0	200	0.1	10.5	9.2	13.0	WJ
BZT52C16	15.3	16	17.1	5	40	1.0	200	0.1	11.2	10.4	14.0	WK
BZT52C18	16.8	18	19.1	5	45	1.0	225	0.1	12.6	12.4	16.0	WL
BZT52C20	18.8	20	21.2	5	55	1.0	225	0.1	14.0	14.4	18.0	WM
BZT52C22	20.8	22	23.3	5	55	1.0	250	0.1	15.4	16.4	20.0	WN
BZT52C24	22.8	24	25.6	5	70	1.0	250	0.1	16.8	18.4	22.0	WO
BZT52C27	25.1	27	28.9	2	80	0.5	300	0.1	18.9	21.4	25.3	WP
BZT52C30	28	30	32	2	80	0.5	300	0.1	21.0	24.4	29.4	WQ
BZT52C33	31	33	35	2	80	0.5	325	0.1	23.1	27.4	33.4	WR
BZT52C36	34	36	38	2	90	0.5	350	0.1	25.2	30.4	37.4	WS
BZT52C39	37	39	41	2	130	0.5	350	0.1	27.3	33.4	41.2	WT
BZT52C43	40	43	46	5	100	1.0	700	0.1	32.0	10.0	12.0	WU

(1) Device mounted on ceramic PCB: 7.6mm x 9.4mm x 0.87mm with pad areas 25 mm²
 (2) f=1KHz

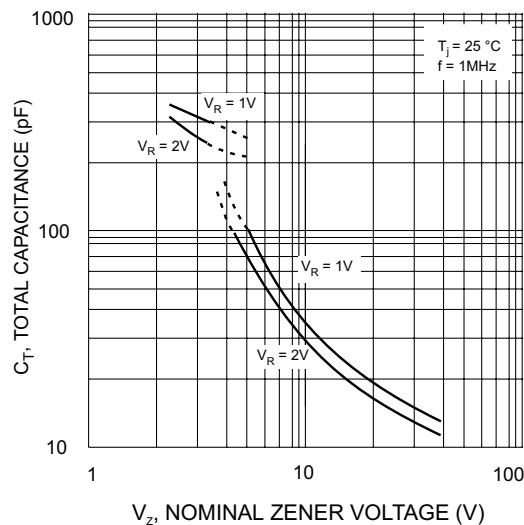


Fig. 1 Total Capacitance vs Nominal Zener Voltage

BZT52C2V4 THRU BZT52C43



Fig. 2 Power Dissipation vs Ambient Temperature



Fig. 3 Zener Breakdown Characteristics

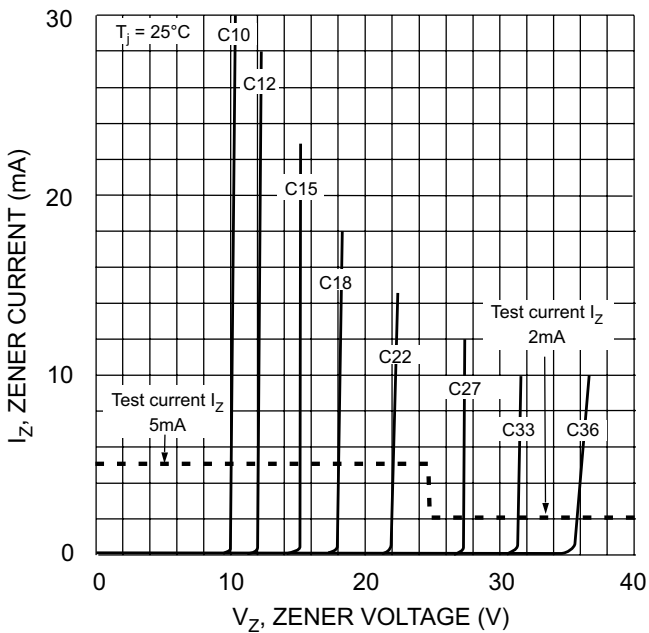


Fig. 4 Zener Breakdown Characteristics

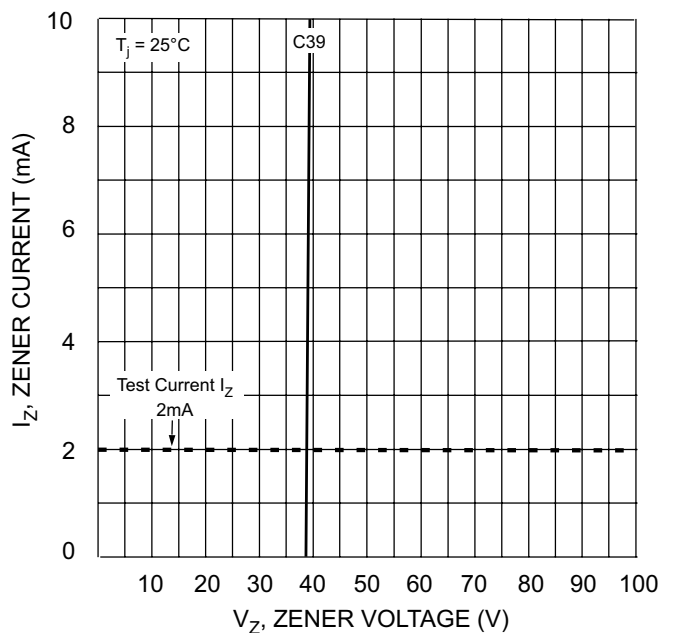


Fig. 5 Zener Breakdown Characteristics



TM

Micro Commercial Components

Ordering Information :

Device	Packing
Part Number-TP	Tape&Reel: 3Kpcs/Reel

Note : Adding "-HF" suffix for halogen free, eg. Part Number-TP-HF

IMPORTANT NOTICE

Micro Commercial Components Corp. reserves the right to make changes without further notice to any product herein to make corrections, modifications , enhancements , improvements , or other changes . **Micro Commercial Components Corp .** does not assume any liability arising out of the application or use of any product described herein; neither does it convey any license under its patent rights ,nor the rights of others . The user of products in such applications shall assume all risks of such use and will agree to hold **Micro Commercial Components Corp .** and all the companies whose products are represented on our website, harmless against all damages.

LIFE SUPPORT

MCC's products are not authorized for use as critical components in life support devices or systems without the express written approval of Micro Commercial Components Corporation.

CUSTOMER AWARENESS

Counterfeiting of semiconductor parts is a growing problem in the industry. Micro Commercial Components (MCC) is taking strong measures to protect ourselves and our customers from the proliferation of counterfeit parts. MCC strongly encourages customers to purchase MCC parts either directly from MCC or from Authorized MCC Distributors who are listed by country on our web page cited below. Products customers buy either from MCC directly or from Authorized MCC Distributors are genuine parts, have full traceability, meet MCC's quality standards for handling and storage. **MCC will not provide any warranty coverage or other assistance for parts bought from Unauthorized Sources.** MCC is committed to combat this global problem and encourage our customers to do their part in stopping this practice by buying direct or from authorized distributors.

www.mccsemi.com

Mouser Electronics

Authorized Distributor

Click to View Pricing, Inventory, Delivery & Lifecycle Information:

Micro Commercial Components (MCC):

[BZT52C3V3-TP](#) [BZT52C16-TP](#) [BZT52C5V6-TP](#) [BZT52C10-TP](#) [BZT52C24-TP](#) [BZT52C3V9-TP](#) [BZT52C30-TP](#)
[BZT52C7V5-TP](#) [BZT52C3V0-TP](#) [BZT52C11-TP](#) [BZT52C2V4-TP](#) [BZT52C8V2-TP](#) [BZT52C18-TP](#) [BZT52C2V7-TP](#)
[BZT52C20-TP](#) [BZT52C9V1-TP](#) [BZT52C36-TP](#) [BZT52C4V7-TP](#) [BZT52C39-TP](#) [BZT52C33-TP](#) [BZT52C12-TP](#)
[BZT52C3V6-TP](#) [BZT52C5V1-TP](#) [BZT52C22-TP](#) [BZT52C13-TP](#) [BZT52C4V3-TP](#) [BZT52C6V8-TP](#) [BZT52C15-TP](#)
[BZT52C27-TP](#) [BZT52C6V2-TP](#)