



BC817-16 THRU BC817-40

NPN Small Signal Transistor 310mW

Features

- Halogen free available upon request by adding suffix "-HF"
- Lead Free Finish/RoHS Compliant ("P" Suffix designates RoHS Compliant. See ordering information)
- Epoxy meets UL 94 V-0 flammability rating
- Moisture Sensitivity Level 1
- Ideally Suited for Automatic Insertion
- 150 C Junction Temperature
- For Switching and AF Amplifier Applications
- Epitaxial Planar Die Construction

Mechanical Data

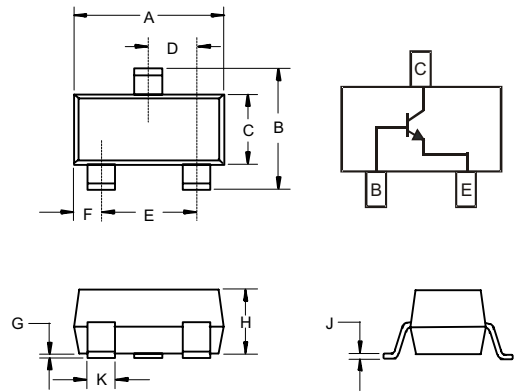
- Case: SOT-23, Molded Plastic
- Terminals: Solderable per MIL-STD-202, Method 208
- Polarity: See Diagram
- Weight: 0.008 grams (approx.)
- Marking: BC817-16 6A
 BC817-25 6B
 BC817-40 6C

Maximum Ratings @ 25°C Unless Otherwise Specified

Charateristic	Symbol	Value	Unit
Collector-Emitter Voltage	V_{CEO}	45	V
Emitter-Base Voltage	V_{EBO}	5	V
Collector Current	I_C	500	mA
Peak Collector Current	I_{CM}	1000	mA
Peak Emitter Current	I_{EM}	1000	mA
Power Dissipation@ $T_s=50^{\circ}C$ (Note1)	P_d	300	mW
Operating & Storage Temperature	T_j, T_{STG}	-55~150	°C

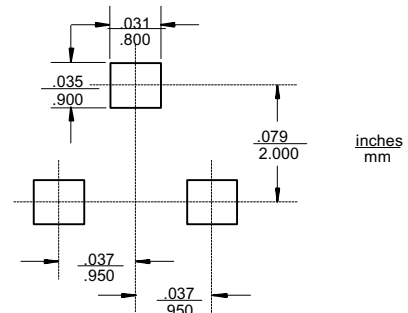
Note: 1. Device mounted on Ceramic Substrate 0.7mm X 2.5cm² area

SOT-23



DIM	INCHES		MM		NOTE
	MIN	MAX	MIN	MAX	
A	.110	.120	2.80	3.04	
B	.083	.104	2.10	2.64	
C	.047	.055	1.20	1.40	
D	.035	.041	.89	1.03	
E	.070	.081	1.78	2.05	
F	.018	.024	.45	.60	
G	.0005	.0039	.013	.100	
H	.035	.044	.89	1.12	
J	.003	.007	.085	.180	
K	.015	.020	.37	.51	

Suggested Solder Pad Layout



Electrical Characteristics @25°C unless otherwise specified

Parameter	Symbol	Test conditions	Min	Typ	Max	Unit
Collector-base breakdown voltage	V_{CBO}	$I_C = 10\mu A, I_E = 0$	50			V
Collector-emitter breakdown voltage	V_{CEO}	$I_C = 10mA, I_B = 0$	45			V
Emitter-base breakdown voltage	V_{EBO}	$I_E = 1\mu A, I_C = 0$	5			V
Collector cut-off current	I_{CBO}	$V_{CB} = 45V, I_E = 0$			0.1	μA
Emitter cut-off current	I_{EBO}	$V_{EB} = 4V, I_C = 0$			0.1	μA
DC current gain	$h_{FE(1)}$	$V_{CE} = 1V, I_C = 100mA$	100		600	
	$h_{FE(2)}$	$V_{CE} = 1V, I_C = 500mA$	40			
Collector-emitter saturation voltage	$V_{CE(sat)}$	$I_C = 500mA, I_B = 50mA$			0.7	V
Base-emitter saturation voltage	$V_{BE(sat)}$	$I_C = 500mA, I_B = 50mA$			1.2	V
Base-emitter voltage	V_{BE}	$V_{CE} = 1V, I_C = 500mA$			1.2	V
Collector capacitance	C_{ob}	$V_{CB} = 10V, f = 1MHz$		10		pF
Transition frequency	f_T	$V_{CE} = 5V, I_C = 10mA$ $f = 100MHz$	100			MHz

CLASSIFICATION OF $h_{FE(1)}$

Rank	BC817-16	BC817-25	BC817-40
Range	100-250	160-400	250-600

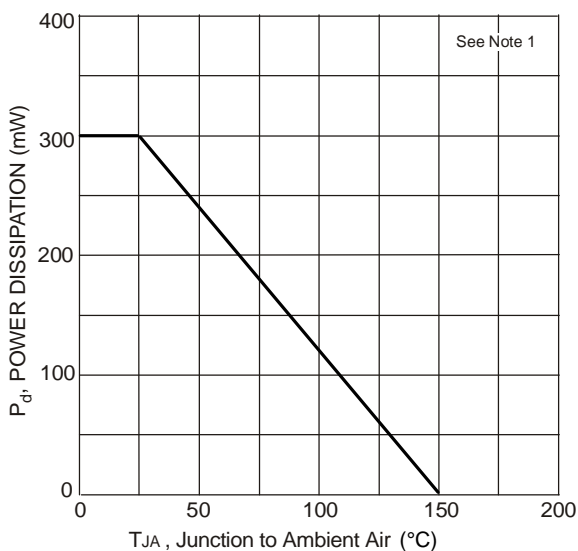


Fig. 1, Power Derating Curve

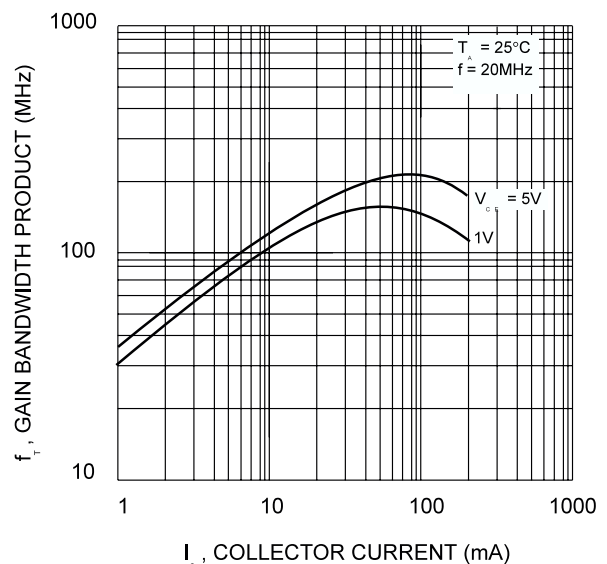
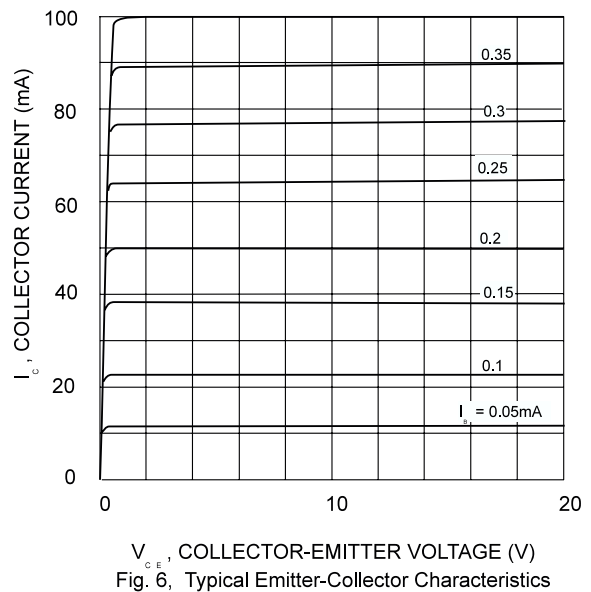
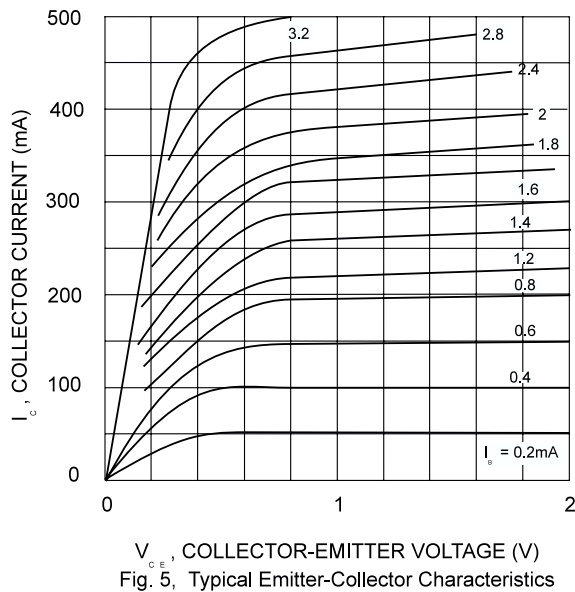
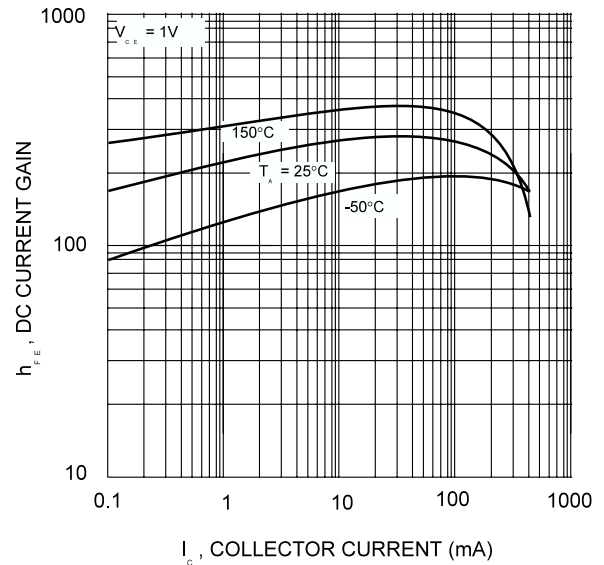
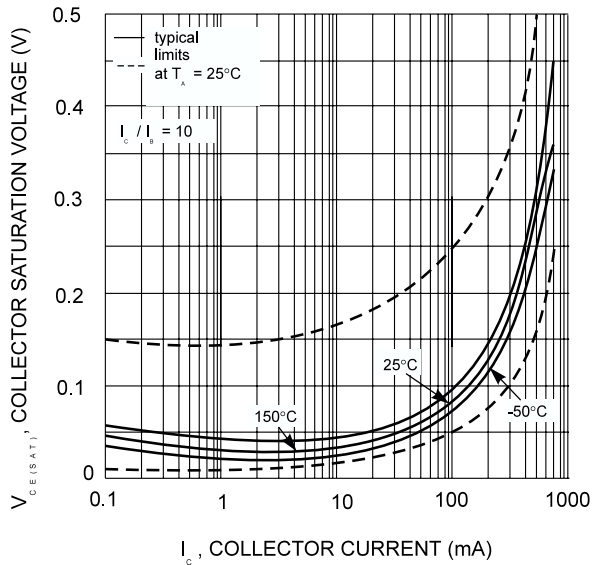


Fig. 2, Gain-Bandwidth Product vs Collector Current





Micro Commercial Components

Ordering Information :

Device	Packing
Part Number-TP	Tape&Reel; 3Kpcs/Reel

Note : Adding "-HF" suffix for halogen free, eg. Part Number-TP-HF

IMPORTANT NOTICE

Micro Commercial Components Corp. reserves the right to make changes without further notice to any product herein to make corrections, modifications, enhancements, improvements, or other changes. **Micro Commercial Components Corp.** does not assume any liability arising out of the application or use of any product described herein; neither does it convey any license under its patent rights, nor the rights of others. The user of products in such applications shall assume all risks of such use and will agree to hold **Micro Commercial Components Corp.** and all the companies whose products are represented on our website, harmless against all damages.

LIFE SUPPORT

MCC's products are not authorized for use as critical components in life support devices or systems without the express written approval of Micro Commercial Components Corporation.

CUSTOMER AWARENESS

Counterfeiting of semiconductor parts is a growing problem in the industry. Micro Commercial Components (MCC) is taking strong measures to protect ourselves and our customers from the proliferation of counterfeit parts. MCC strongly encourages customers to purchase MCC parts either directly from MCC or from Authorized MCC Distributors who are listed by country on our web page cited below. Products customers buy either from MCC directly or from Authorized MCC Distributors are genuine parts, have full traceability, meet MCC's quality standards for handling and storage. **MCC will not provide any warranty coverage or other assistance for parts bought from Unauthorized Sources.** MCC is committed to combat this global problem and encourage our customers to do their part in stopping this practice by buying direct or from authorized distributors.

www.mccsemi.com