
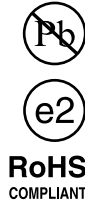


RF PIN Diodes - Single in QuadroMELF SOD-80

Features

- Wide frequency range 10 MHz to 1 GHz
- AEC-Q101 qualified
- Compliant to RoHS directive 2002/95/EC and in accordance to WEEE 2002/96/EC



9612009

Applications

- Current controlled HF resistance in adjustable attenuators

Mechanical Data

Case: QuadroMELF SOD-80

Weight: approx. 34 mg

Cathode Band Color: Black

Packaging Codes/Options:

GS18/10 k per 13" reel (8 mm tape), 10 k/box

GS08/2.5 k per 7" reel (8 mm tape), 12.5 k/box

Parts Table

Part	Type differentiation	Ordering code	Type Marking	Remarks
BA979	$Z_r > 5 \text{ k}\Omega$	BA979-GS18 or BA979-GS08	-	Tape and Reel
BA979S	$Z_r > 9 \text{ k}\Omega$	BA979S-GS18 or BA979S-GS08	-	Tape and Reel

Absolute Maximum Ratings

$T_{amb} = 25^\circ\text{C}$, unless otherwise specified

Parameter	Test condition	Symbol	Value	Unit
Reverse voltage		V_R	30	V
Forward continuous current		I_F	50	mA

Thermal Characteristics

$T_{amb} = 25^\circ\text{C}$, unless otherwise specified

Parameter	Test condition	Symbol	Value	Unit
Thermal resistance junction to ambient air	on PC board 50 mm x 50 mm x 1.6 mm	R_{thJA}	500	K/W
Junction temperature		T_j	125	$^\circ\text{C}$
Storage temperature range		T_{stg}	- 55 to + 150	$^\circ\text{C}$

Electrical Characteristics

$T_{amb} = 25\text{ }^{\circ}\text{C}$, unless otherwise specified

Parameter	Test condition	Part	Symbol	Min	Typ.	Max	Unit
Forward voltage	$I_F = 20\text{ mA}$		V_F			1000	mV
Reverse current	$V_R = 30\text{ V}$		I_R			50	nA
Diode capacitance	$f = 100\text{ MHz}$, $V_R = 0$		C_D			0.5	pF
Differential forward resistance	$f = 100\text{ MHz}$, $I_F = 1.5\text{ mA}$		r_f			50	Ω
Reverse impedance	$f = 100\text{ MHz}$, $V_R = 0$	BA979	z_r	5			k Ω
		BA979S	z_r	9			k Ω
Minority carrier lifetime	$I_F = 10\text{ mA}$, $I_R = 10\text{ mA}$		τ		4		μs

Typical Characteristics

$T_{amb} = 25\text{ }^{\circ}\text{C}$, unless otherwise specified

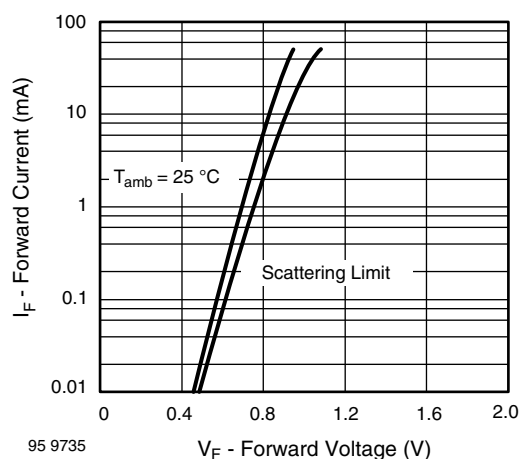


Figure 1. Forward Current vs. Forward Voltage

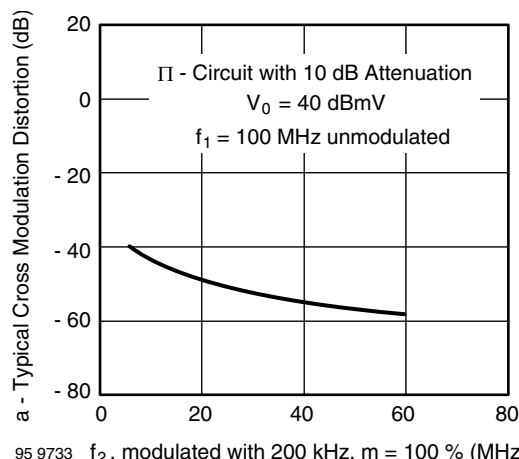


Figure 3. Typ. Cross Modulation Distortion vs. Frequency f_2

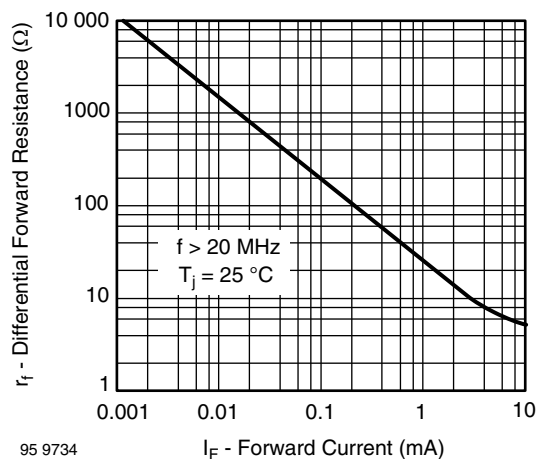
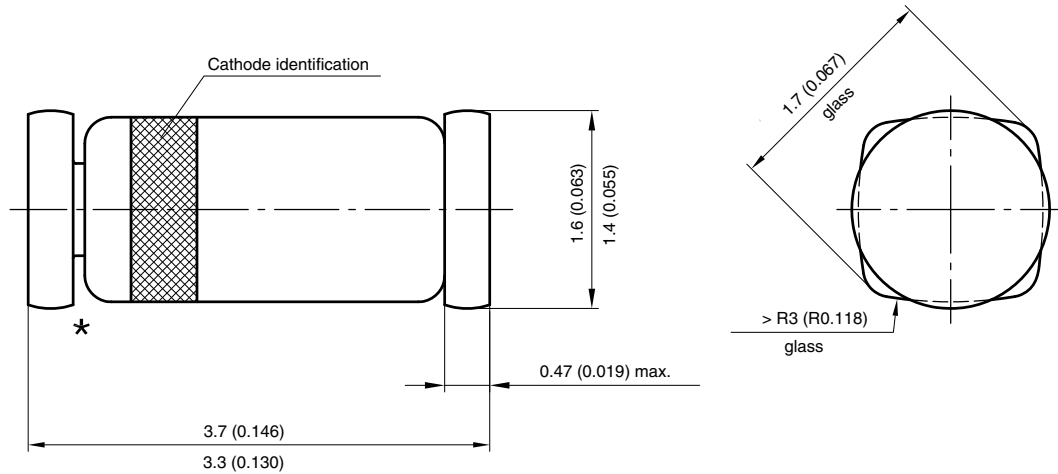
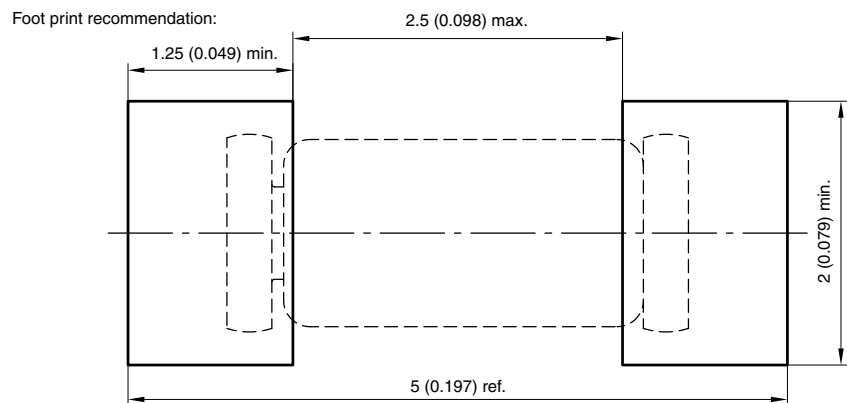


Figure 2. Differential Forward Resistance vs. Forward Current

Package Dimensions in millimeters (inches): QuadroMELF SOD-80



* The gap between plug and glass can be either on cathode or anode side



Created - Date: 03.November.2003
 Rev. 11 - Date: 07.June 2006
 Document no.: 6.560-5006.01-4
 96 12071



Disclaimer

All product specifications and data are subject to change without notice.

Vishay Intertechnology, Inc., its affiliates, agents, and employees, and all persons acting on its or their behalf (collectively, "Vishay"), disclaim any and all liability for any errors, inaccuracies or incompleteness contained herein or in any other disclosure relating to any product.

Vishay disclaims any and all liability arising out of the use or application of any product described herein or of any information provided herein to the maximum extent permitted by law. The product specifications do not expand or otherwise modify Vishay's terms and conditions of purchase, including but not limited to the warranty expressed therein, which apply to these products.

No license, express or implied, by estoppel or otherwise, to any intellectual property rights is granted by this document or by any conduct of Vishay.

The products shown herein are not designed for use in medical, life-saving, or life-sustaining applications unless otherwise expressly indicated. Customers using or selling Vishay products not expressly indicated for use in such applications do so entirely at their own risk and agree to fully indemnify Vishay for any damages arising or resulting from such use or sale. Please contact authorized Vishay personnel to obtain written terms and conditions regarding products designed for such applications.

Product names and markings noted herein may be trademarks of their respective owners.

Mouser Electronics

Authorized Distributor

Click to View Pricing, Inventory, Delivery & Lifecycle Information:

Vishay:

[BA979-GS08](#) [BA979-GS18](#) [BA979S-GS08](#) [BA979S-GS18](#)