



■ Features

- Constant voltage design
- Class II power unit, no FG
- Fully isolated plastic case
- IP42 design
- Small and compact size
- Cooling by free air convection
- Protections: Short circuit / Overload / Over voltage
- No load power consumption <0.5W
- 100% full load burn-in test
- Low cost, high reliability
- 2 years warranty

■ Applications

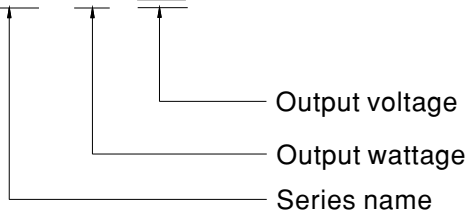
- Suitable for LED related fixture or appliance (such as LED Decoration or Advertisement devices)

■ Description

APV-8E series is one 8W AC/DC constant voltage mode single output LED power supply. It accepts input 180~264VAC and provides three models with different output voltage, 5V, 12V, 24V, respectively, that the small wattage LED applications employ the most frequently. Exploiting Class II design (without FG pin) and adopting the 94V-0 flame retardant plastic enclosure, APV-8E ideally fits the entry-level LED applications.

■ Model Encoding

APV - 8E - 24





8W Single Output Switching Power Supply

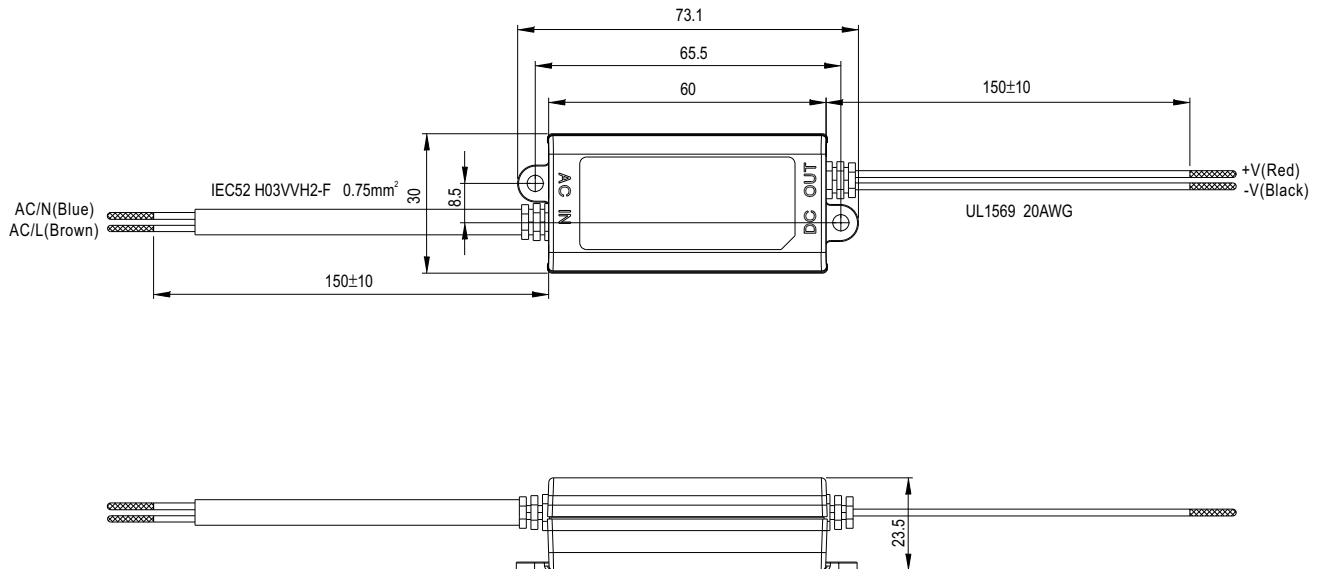
APV-8E series

SPECIFICATION

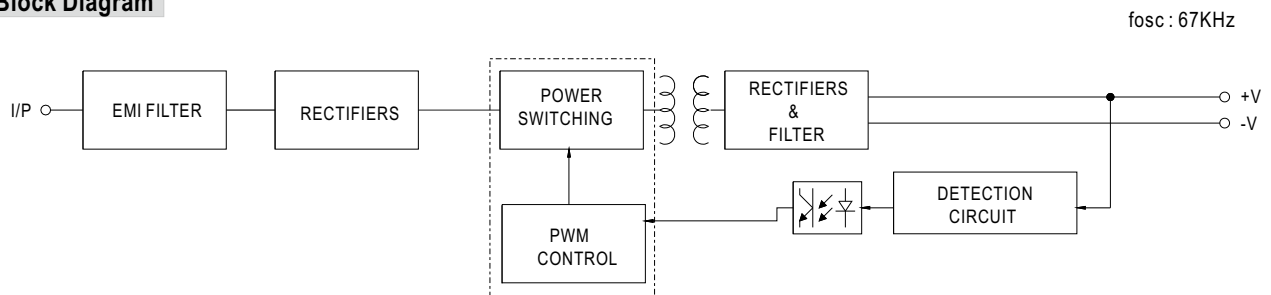
MODEL		APV-8E-5		APV-8E-12	APV-8E-24
OUTPUT	DC VOLTAGE	5V		12V	24V
	RATED CURRENT	1.4A		0.67A	0.34A
	CURRENT RANGE	0 ~ 1.4A		0 ~ 0.67A	0 ~ 0.34A
	RATED POWER	7W		8.04W	8.16W
	RIPPLE & NOISE (max.) Note.2	250mVp-p		250mVp-p	300mVp-p
	VOLTAGE TOLERANCE Note.3	±5.0%			
	LINE REGULATION	±1.0%			
	LOAD REGULATION	±2.0%			
	SETUP, RISE TIME	500ms, 30ms / 230VAC			
	HOLD UP TIME (Typ.)	20ms/230VAC at full load			
INPUT	VOLTAGE RANGE Note.4	180 ~ 264VAC		254 ~ 370VDC (Note.6)	
	FREQUENCY RANGE	47 ~ 63Hz			
	POWER FACTOR (Typ.)	PF>0.5/230VAC at full load			
	EFFICIENCY (Typ.)	74%		77.5%	78.5%
	AC CURRENT	0.15A/230VAC			
	INRUSH CURRENT(Typ.)	COLD START 70A(twidth=120μs measured at 50% Ipeak) at 230VAC			
	LEAKAGE CURRENT	0.25mA / 240VAC			
PROTECTION	SHORT CIRCUIT	Hiccup mode, recovers automatically after fault condition is removed			
	OVER LOAD	Above 105% rated output power			
		Protection type : Hiccup mode, recovers automatically after fault condition is removed			
	OVER VOLTAGE	5.75 ~ 6.75V		13.8 ~ 16V	27.6 ~ 32.4V
ENVIRONMENT	WORKING TEMP.	-30 ~ +70℃ (Refer to "Derating Curve")			
	WORKING HUMIDITY	20 ~ 90% RH non-condensing			
	STORAGE TEMP., HUMIDITY	-40 ~ +80℃, 10 ~ 95% RH			
	TEMP. COEFFICIENT	±0.03%/℃ (0 ~ 45℃)			
	VIBRATION	10 ~ 500Hz, 2G 10min./1cycle, period for 60min. each along X, Y, Z axes			
SAFETY & EMC	SAFETY STANDARDS	ENEC EN61347-1,EN61347-2-13,EN62384 approved; design refer to UL8750,CSA C22.2 No.250.0-08; EN60950-1			
	WITHSTAND VOLTAGE	I/P-O/P:3.75KVAC			
	ISOLATION RESISTANCE	I/P-O/P:>100M Ohms / 500VDC / 25℃ / 70% RH			
	EMC EMISSION	Compliance to EN55015,EN61000-3-2 Class A,EN61000-3-3			
	EMC IMMUNITY	Compliance to EN61547,EN61000-4-2,3,4,5,6,8,11; light industry level(surge 2KV), criteria A			
OTHERS	MTBF	1631.5K hrs min. MIL-HDBK-217F (25℃)			
	DIMENSION	60*30*23.5(L*W*H)			
	PACKING	0.05Kg; 144pcs/7.6Kg/0.75CUFT			
NOTE	1. All parameters NOT specially mentioned are measured at 230VAC input, rated load and 25℃ of ambient temperature. 2. Ripple & noise are measured at 20MHz of bandwidth by using a 12" twisted pair-wire terminated with a 0.1uf & 47uf parallel capacitor. 3. Tolerance : includes set up tolerance, line regulation and load regulation. 4. Derating may be needed under low input voltage. Please check the static characteristics for more details. 5. The power supply is considered as a component that will be operated in combination with final equipment. Since EMC performance will be affected by the complete installation, the final equipment manufacturers must re-qualify EMC Directive on the complete installation again. 6. When applying DC voltage for input, please connect the brown input wire to the positive side whereas blue input wire to the negative side.				

Mechanical Specification

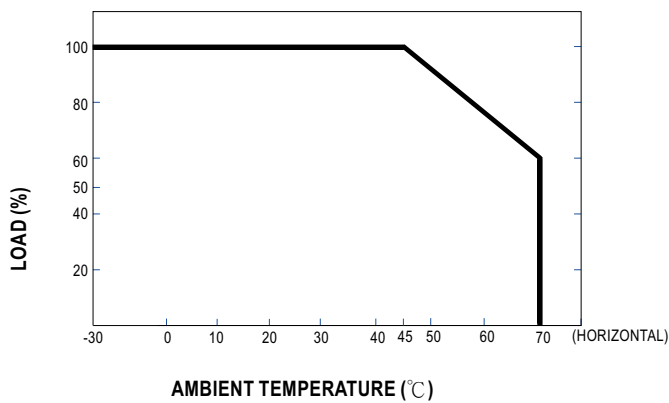
Unit:mm



Block Diagram



Derating Curve



Static Characteristics

