


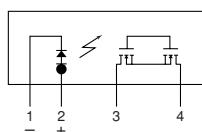
Panasonic
ideas for life

A voltage-sensitive
PhotoMOS relay.
DC load type is available.

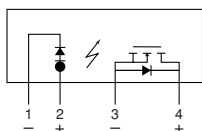
Power PhotoMOS
(AQZ100D,
200D)



mm inch



AC/DC type



DC type

FEATURES

1. A voltage sensitive power PhotoMOS relay

Conventional power PhotoMOS relays are connected externally to an input limiting resistor in order to obtain the appropriate LED current. Adding an internal constant-current element renders the input limiting resistor unnecessary, making it possible for the PhotoMOS relay to be voltage driven.

2. Wide range of input voltages

Allows a wide range of input voltages from 4 to 30 V DC. The relay can be used in 5 V, 12 V or 24 V DC systems.

3. Large capacity PhotoMOS relay

Supports the various types of load control, from very small loads to a maximum 2.7 A for the AC/DC dual type, 3.6 A for the DC-only type.

4. Both AC/DC dual types and DC-only types are available

The AC/DC dual type is capable of bi-directional control, and unlike conventional SSRs, does not have to be used differently depending on the load. The DC-only type is well suited for control of DC solenoids and DC motors.

5. High sensitivity, low ON resistance

A maximum 3.6 A load can be controlled with the minimum input voltage of 4 V DC. The ON resistance is also low at 0.09 Ω (AQZ102D).

6. Small scale, slim type, 4-pin SIL

Length 21.0 mm×width 3.5 mm×height 12.5 mm. High precision mounting is possible because of the small 73.5mm² area of the 4-pin SIL.

TYPES

1. AC/DC type

Output rating		Part No.	Packing quantity	
Load voltage	Load current		Inner carton	Outer carton
60 V	2.7 A	AQZ202D	25 pcs.	500 pcs.
100 V	1.8 A	AQZ205D		
200 V	0.9 A	AQZ207D		
400 V	0.45 A	AQZ204D		

2. DC type

Output rating		Part No.	Packing quantity	
Load voltage	Load current		Inner carton	Outer carton
60 V	3.6 A	AQZ102D	25 pcs.	500 pcs.
100 V	2.3 A	AQZ105D		
200 V	1.1 A	AQZ107D		
400 V	0.6 A	AQZ104D		

Notes: Load voltage and current of AC/DC type: Peak AC/DC.

Load voltage and current of DC type: DC.

Power PhotoMOS (AQZ100D, 200D)

RATING

1. AC/DC type

1) Absolute maximum ratings (Ambient temperature: 25°C 77°F)

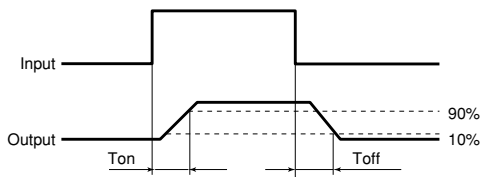
Item		Symbol	AQZ202D	AQZ205D	AQZ207D	AQZ204D	Remarks
Input	Input voltage	V_{IN}	30 V				
	Input reverse voltage	V_{RIN}	5 V				
	Power dissipation	P_{in}	300 mW				
Output	Load voltage (Peak AC)	V_L	60 V	100 V	200 V	400 V	
	Continuous load current (Peak AC)	I_L	2.7 A	1.8 A	0.9 A	0.45 A	
	Peak load current	I_{peak}	9.0 A	6.0 A	3.0 A	1.5 A	100 ms (1 shot), $V_L = DC$
	Power dissipation	P_{out}	1.6 W				
Total power dissipation		P_T	1.6 W				
I/O isolation voltage		V_{iso}	2,500 V AC				
Temperature limits	Operating	T_{opr}	-40°C to +85°C -40°F to +185°F (4 V ≤ V_{IN} ≤ 6 V) -40°C to +75°C -40°F to +167°F (6 V < V_{IN} ≤ 15 V) -40°C to +60°C -40°F to +140°F (15 V < V_{IN} ≤ 30 V)				Non-condensing at low temperatures
	Storage	T_{stg}	-40°C to +100°C -40°F to +212°F				

2) Electrical characteristics (Ambient temperature: 25°C 77°F)

Item		Symbol	AQZ202D	AQZ205D	AQZ207D	AQZ204D	Remarks	
Input	Operate voltage	Typical	1.4 V				$I_L = 100$ mA $V_L = 10$ V	
		Maximum	4 V					
	Turn off voltage	Minimum	0.8 V				$I_L = 100$ mA $V_L = 10$ V	
Typical		1.3 V						
Input current		Typical	6.5 mA				$V_{IN} = 5$ V	
Output	On resistance	Typical	0.066 Ω	0.180 Ω	0.64 Ω	2.4 Ω	$V_{IN} = 5$ V $I_L = Max.$ Within 1 s on time	
		Maximum	0.18 Ω	0.34 Ω	1.1 Ω	3.2 Ω		
	Off state leakage current	Maximum	10 μA				$V_{IN} = 0$ V $V_L = Max.$	
Transfer characteristics	Switching speed	Turn on time*	Typical	5.8 ms	4.2 ms	2.7 ms	2.3 ms	$V_{IN} = 5$ V $I_L = 100$ mA $V_L = 10$ V
			Maximum	10.0 ms				
		Turn off time*	Typical	0.2 ms		0.1 ms		$V_{IN} = 5$ V $I_L = 100$ mA $V_L = 10$ V
			Maximum	3.0 ms				
	I/O capacitance		Typical	0.8 pF				f = 1 MHz $V_B = 0$ V
			Maximum	1.5 pF				
	Initial I/O isolation resistance		Minimum	1,000 MΩ				500 V DC
Maximum operating speed		Maximum	0.5 cps				$V_{IN} = 5$ V Duty factor = 50% $I_L \times V_L = 200$ (VA)	
Vibration resistance		Minimum	10 to 55 Hz at double amplitude of 3 mm				2 hours for 3 axes	
Shock resistance		Minimum	4,900 m/s ² {500 G} 1 ms				3 times for 3 axes	

Recommendable LED forward current $I_F = 5$ to 10 mA.

*Turn on/off time



2. DC type

1) Absolute maximum ratings (Ambient temperature: 25°C 77°F)

Item		Symbol	AQZ102D	AQZ105D	AQZ107D	AQZ104D	Remarks
Input	Input voltage	V_{IN}	30 V				
	Input reverse voltage	V_{RIN}	5 V				
	Power dissipation	P_{in}	300 mW				
Output	Load voltage (DC)	V_L	60 V	100 V	200 V	400 V	
	Continuous load current (DC)	I_L	3.6 A	2.3 A	1.1 A	0.6 A	
	Peak load current	I_{peak}	9.0 A	6.0 A	3.0 A	1.5 A	100 ms (1 shot), $V_L = DC$
	Power dissipation	P_{out}	1.35 W				
Total power dissipation		P_T	1.35 W				
I/O isolation voltage		V_{iso}	2,500 V AC				
Temperature limits	Operating	T_{opr}	-40°C to +85°C -40°F to +185°F (4 V ≤ V_{IN} ≤ 6 V) -40°C to +75°C -40°F to +167°F (6 V < V_{IN} ≤ 15 V) -40°C to +60°C -40°F to +140°F (15 V < V_{IN} ≤ 30 V)				Non-condensing at low temperatures
	Storage	T_{stg}	-40°C to +100°C -40°F to +212°F				

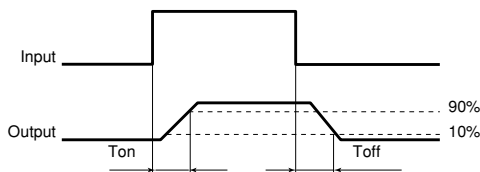
Power PhotoMOS (AQZ100D, 200D)

2) Electrical characteristics (Ambient temperature: 25°C 77°F)

Item		Symbol	AQZ102D	AQZ105D	AQZ107D	AQZ104D	Remarks	
Input	Operate voltage	Typical	1.4 V				$I_L = 100 \text{ mA}$ $V_L = 10 \text{ V}$	
		Maximum	4 V					
	Turn off voltage	Minimum	0.8 V				$I_L = 100 \text{ mA}$ $V_L = 10 \text{ V}$	
		Typical	1.3 V					
Input current	Typical	$I_{IN} = 6.5 \text{ mA}$				$V_{IN} = 5 \text{ V}$		
Output	On resistance	Typical	0.033 Ω	0.090 Ω	0.33 Ω	1.23 Ω	$V_{IN} = 5 \text{ V}$ $I_L = \text{Max.}$ Within 1 s on time	
		Maximum	0.09 Ω	0.17 Ω	0.55 Ω	1.6 Ω		
	Off state leakage current	Maximum	10 μA				$V_{IN} = 0 \text{ V}$ $V_L = \text{Max.}$	
Transfer characteristics	Switching speed	Turn on time*	Typical	3.3 ms	2.2 ms	1.5 ms	1.2 ms	$V_{IN} = 5 \text{ V}$ $I_L = 100 \text{ mA}$ $V_L = 10 \text{ V}$
			Maximum	10.0 ms				
		Turn off time*	Typical	0.2 ms		0.1 ms		$V_{IN} = 5 \text{ V}$ $I_L = 100 \text{ mA}$ $V_L = 10 \text{ V}$
			Maximum	3.0 ms				
	I/O capacitance	Typical	0.8 pF				$f = 1 \text{ MHz}$ $V_B = 0 \text{ V}$	
		Maximum	1.5 pF					
	Initial I/O isolation resistance	Minimum	R_{iso}	1,000 M Ω				500 V DC
Maximum operating speed	Maximum	—	0.5 cps				$V_{IN} = 5 \text{ V}$ Duty factor = 50% $I_L \times V_L = 200 \text{ (VA)}$	
Vibration resistance	Minimum	—	10 to 55 Hz at double amplitude of 3 mm				2 hours for 3 axes	
Shock resistance	Minimum	—	4,900 m/s ² {500 G} 1 ms				3 times for 3 axes	

Recommendable LED forward current $I_F = 5$ to 10 mA.

*Turn on/off time



REFERENCE DATA

1. Load current vs. ambient temperature characteristics

Allowable ambient temperature: -40°C to +85°C

-40°F to +185°F;

V_{IN} : Input voltage; I_L (derate): Load current (derate); I_L :

Absolute maximum ratings of continuous load current

2.-(1) Load current vs. ambient temperature characteristics in adjacent mounting

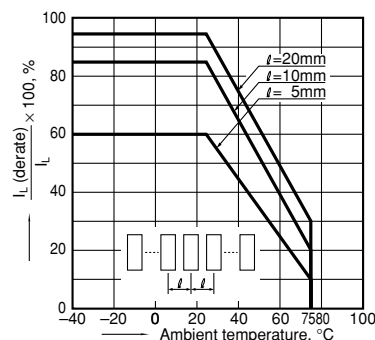
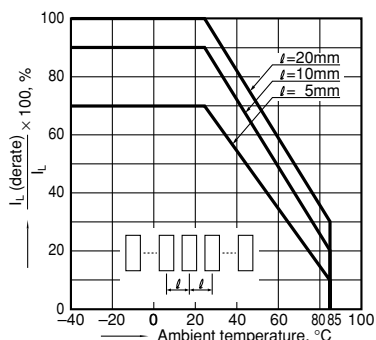
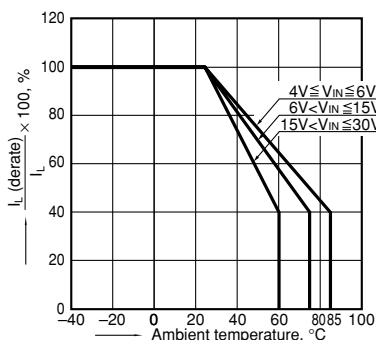
Input voltage: $4\text{V} \leq V_{IN} \leq 6\text{V}$;

I_L (derate): Load current (derate); I_L : Absolute maximum ratings of continuous load current; ℓ : Adjacent mounting pitch

2.-(2) Load current vs. ambient temperature characteristics in adjacent mounting

Input voltage: $6\text{V} < V_{IN} \leq 15\text{V}$;

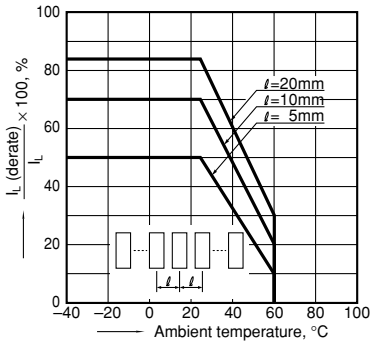
I_L (derate): Load current (derate); I_L : Absolute maximum ratings of continuous load current; ℓ : Adjacent mounting pitch



Power PhotoMOS (AQZ100D, 200D)

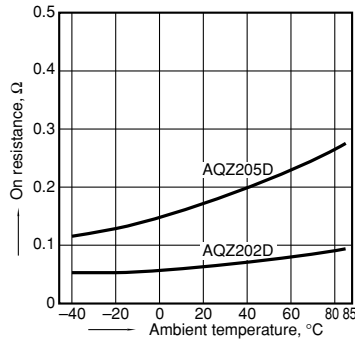
2.-(3) Load current vs. ambient temperature characteristics in adjacent mounting

Input voltage: $15V < V_{IN} \leq 30V$;
 I_L (derate): Load current (derate); I_L : Absolute maximum ratings of continuous load current; ℓ : Adjacent mounting pitch



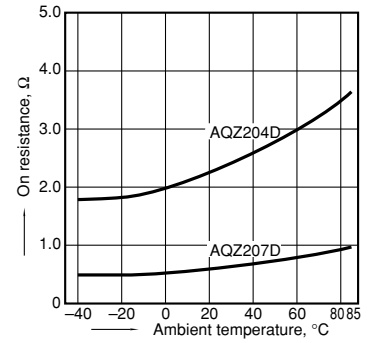
3.-(1) On resistance vs. ambient temperature characteristics (AC/DC type)

Input voltage: 5 V;
 Continuous load current: 2.7 A (DC) (AQZ202D)
 1.8 A (DC) (AQZ205D)



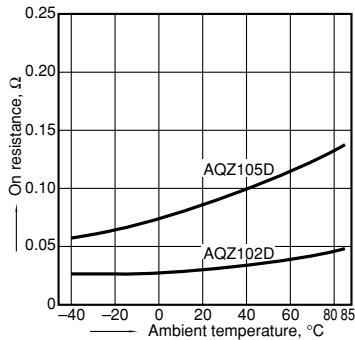
3.-(2) On resistance vs. ambient temperature characteristics (AC/DC type)

Input voltage: 5 V;
 Continuous load current: 0.9 A (DC) (AQZ207D)
 0.45 A (DC) (AQZ204D)



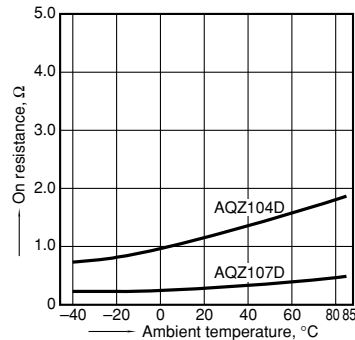
3.-(3) On resistance vs. ambient temperature characteristics (DC type)

Input voltage: 5 V;
 Continuous load current: 3.6 A (DC) (AQZ102D)
 2.3 A (DC) (AQZ105D)



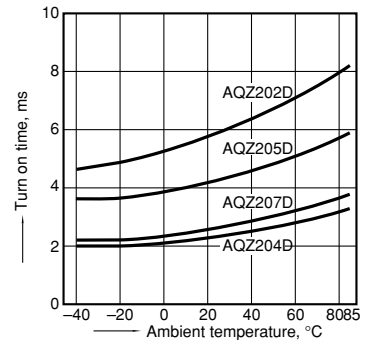
3.-(4) On resistance vs. ambient temperature characteristics (DC type)

Input voltage: 5 V;
 Continuous load current: 1.1 A (DC) (AQZ107D)
 0.6 A (DC) (AQZ104D)



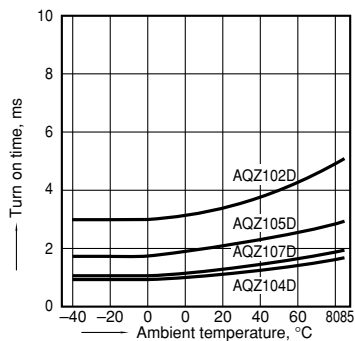
4.-(1) Turn on time vs. ambient temperature characteristics (AC/DC type)

Input voltage: 5 V;
 Load voltage: 10 V (DC);
 Continuous load current: 100 mA (DC)



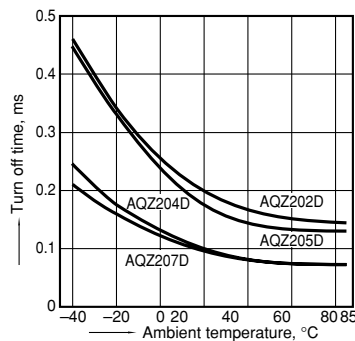
4.-(2) Turn on time vs. ambient temperature characteristics (DC type)

Input voltage: 5 V; Load voltage: 10 V (DC);
 Continuous load current: 100 mA (DC)



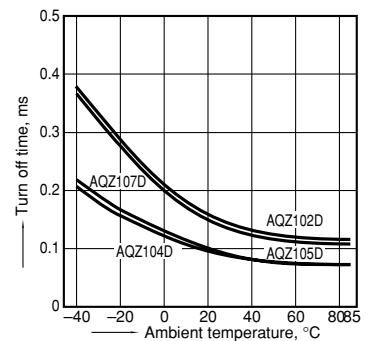
5.-(1) Turn off time vs. ambient temperature characteristics (AC/DC type)

Input voltage: 5 V; Load voltage: 10 V (DC);
 Continuous load current: 100 mA (DC)



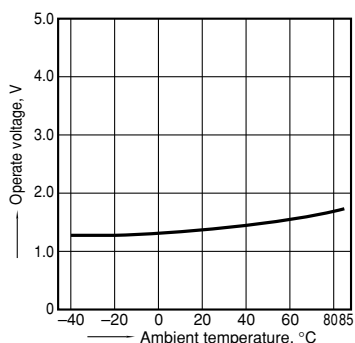
5.-(2) Turn off time vs. ambient temperature characteristics (DC type)

Input voltage: 5 V; Load voltage: 10 V (DC);
 Continuous load current: 100 mA (DC)



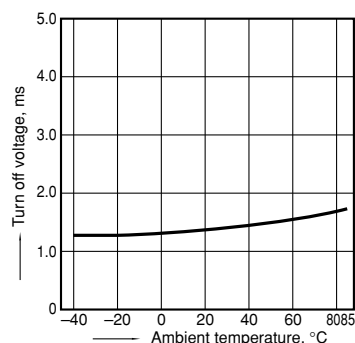
6. Operate voltage vs. ambient temperature characteristics

Load voltage: 10 V (DC);
 Continuous load current: 100 mA (DC)



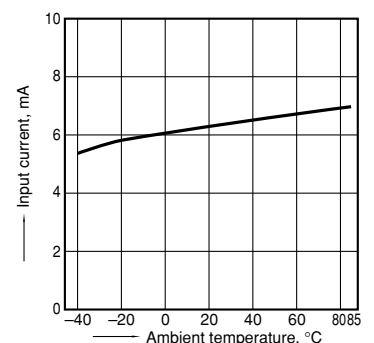
7. Turn off voltage vs. ambient temperature characteristics

Load voltage: 10 V (DC);
 Continuous load current: 100 mA (DC)



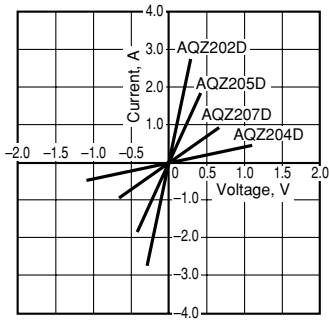
8. Input current vs. ambient temperature characteristics

Input voltage: 5 V

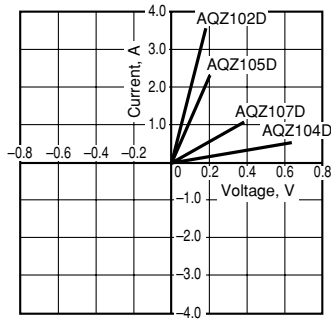


Power PhotoMOS (AQZ100D, 200D)

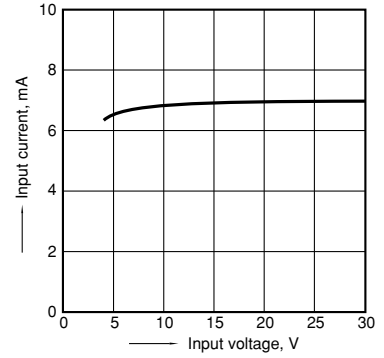
9.-(1) Current vs. voltage characteristics of output at MOS portion (AC/DC type)
Ambient temperature: 25°C 77°F



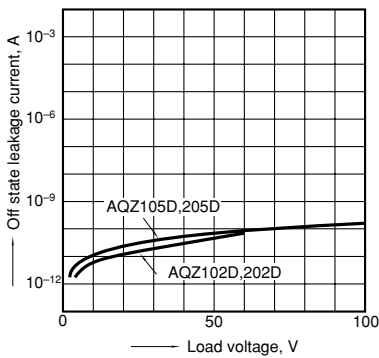
9.-(2) Current vs. voltage characteristics of output at MOS portion (DC type)
Ambient temperature: 25°C 77°F



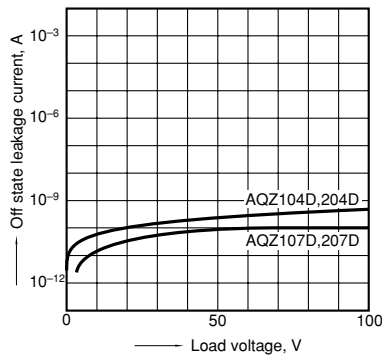
10. Input current vs. input voltage characteristics
Ambient temperature: 25°C 77°F



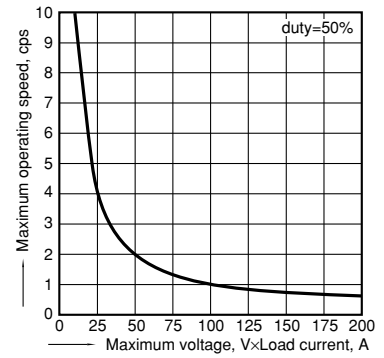
11.-(1) Off state leakage current vs. load voltage characteristics
Ambient temperature: 25°C 77°F



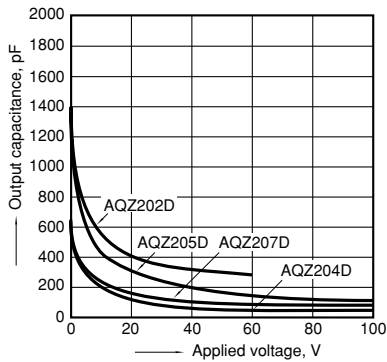
11.-(2) Off state leakage current vs. load voltage characteristics
Ambient temperature: 25°C 77°F



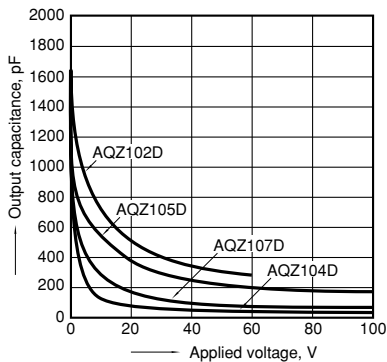
12. Maximum operating speed vs. load voltage × load current characteristics
Input voltage: 5V; Ambient temperature: 25°C 77°F



13.-(1) Output capacitance vs. applied voltage characteristics (AC/DC type)
Frequency: 1 MHz; Ambient temperature: 25°C 77°F

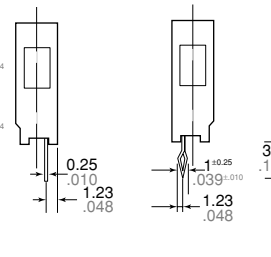
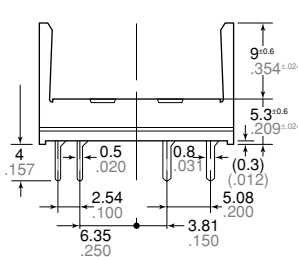
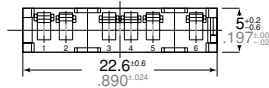
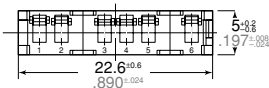


13.-(2) Output capacitance vs. applied voltage characteristics (DC type)
Frequency: 1 MHz; Ambient temperature: 25°C 77°F



ACCESSORY

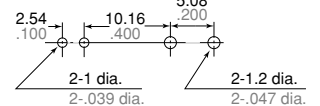
Socket



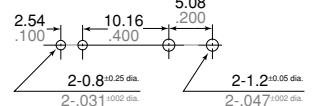
PA1a-PS

PA1a-PS-H

PC board pattern (BOTTOM VIEW) Standard type



Self clinching type



Tolerance: ±0.1 ±0.004

mm inch