




PRODUCTS

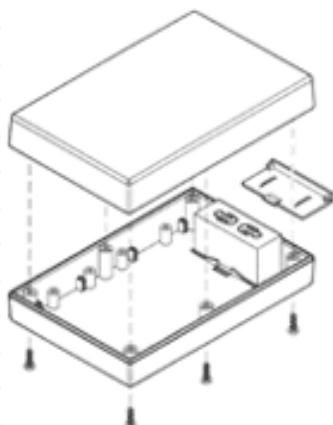
- Products Home
- Size Table
- Accessories
- Customization
- + A-Series
- + C-Series
- + CA-Series
- + CH-Series
- + G-Series
- + H-Series
- + M-Series
- + R-Series
- + RX-Series
- + S-Series
- + SL-Series

Products: S-Series 271, 271-I (9V)



MODEL	LENGTH	WIDTH	HEIGHT	DRAWINGS	
				(.pdf)	(.dwg)
271, 271-I (9V) 	6.880"	4.880"	1.510"		
Click to view circuit board diagram (371/379 , 471/479)					

FEATURES



- Two-piece standard design
- -I refers to the "I" version of a model, with a 0.015" smooth depression on top for printing or flush membrane/label surface
- Circuit board mounting bosses
- 9V battery compartment with contactors
- Assembly with six screws
- Customization available
 - two insert areas/I-Plates ([top](#) and [bottom](#))
 - [machining](#)
 - [pad printing](#)

COLORS



Black



Almond




Gray

[Custom Colors Also Available](#)

[RETURN TO TOP](#)

ACCESSORIES (Click an accessory for compatible models and part numbers)



Grid and Clad Prototyping Boards
(P/N 371/379, 471/479)



Pocket Clip



Key Holder



Non-Skid Feet (P/N 50)

[RETURN TO TOP](#)

[Home](#) | [About SERPAC](#) | [Products](#) | [Accessories](#) | [Customizations](#) | [Distributors](#) | [Buy Now!](#) | [Contact Us](#)

PRODUCTS: [A-Series](#) | [C-Series](#) | [CA-Series](#) | [CH-Series](#) | [G-Series](#) | [H-Series](#) | [M-Series](#) | [R-Series](#) | [S-Series](#) | [SL-Series](#)

© 2004, SERPAC Electronic Enclosures. All Rights Reserved