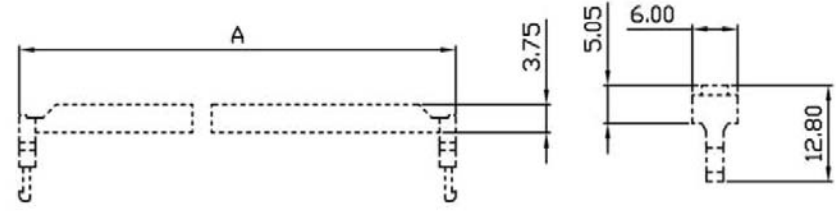
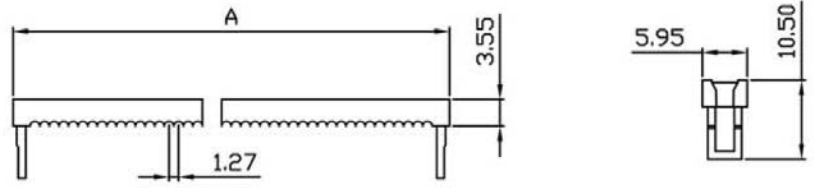


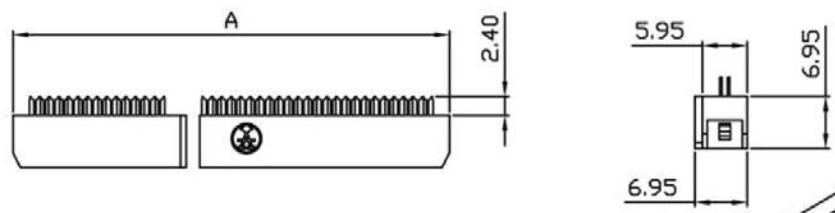
A



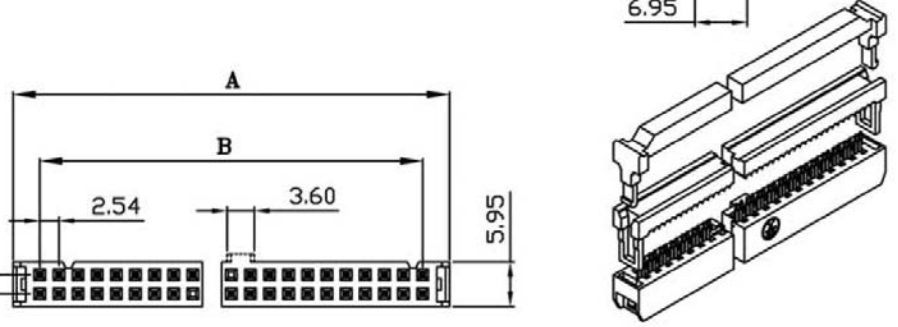
B



C



D



E

F

DIMENSION					
POSITION	A	B	POSITION	A	B
06P	12.18	05.08	24P	35.04	27.94
08P	14.72	07.62	26P	37.58	30.48
10P	17.26	10.16	30P	42.66	35.56
12P	19.80	12.70	34P	47.74	40.64
14P	22.34	15.24	36P	50.43	43.18
16P	24.88	17.78	40P	55.36	48.26
18P	27.42	20.32	44P	60.64	53.34
20P	29.96	22.86	50P	68.06	60.96

POSITION	A	B
60P	80.74	76.54
64P	85.82	81.62

**MATERIALS:**  
 INSULATOR:P.B.T.30%GLASS FIBER,UL94V-0  
 CONTACT MATERIAL:BRASS OR PHOSPHOR BRONZE,  
 UNDERPLATE: NICKEL  
 CONTACT AREA: 100u" TIN/LEAD FREE(MATTE TIN)  
**ELECTRICAL:**  
 CURRENT RATING:1AMP.  
 INSULATION RESISTANCE:1000MΩ MIN.  
 DIELECTRIC WITHSTANDING:500VAC  
 OPERATING TEMPERATURE:-55°C~+105°C



Scale	1:1					Name
TOLERANCE					Drawn	10.19.11
X.X	±0.40				Approved	
X.XX	±0.25					
X.XXX	±0.15					
Angle	±3°					
Modification	Date	Name				

Item No.	<b>AWPXX-7541-T-R With Strain Relief</b> <b>AWPXX-7540-T-R Without Strain Relief</b>
Title	
Drawing No.	<b>rev00</b>
Replace	

A

B

C

D

E

F

G

H