





High Contact Reliability with Sealed Structure

- Sealed structure equivalent to IP64 (IEC-60529) prevents flux penetration and provides high contact reliability even in dusty locations and locations where water is used.
- Smooth, sure switching action enables comfortable operation.
- Gold-plated twin contacts and a slide-type, self-cleaning mechanism ensure high reliability.



RoHS Compliant

■List of Models

Type (actuator color)	Slide/Flat actuator (Orange)		Slide/Raised actuator (Orange)		Piano actuator (Orange)	
	Quantity per tube		Quantity per tube		Quantity per Unit box	
No. of poles						
2	73	A6D-2100	73	A6D-2103	100	A6DR-2100
3	54	A6D-3100	54	A6D-3103	—	—
4	43	A6D-4100	43	A6D-4103	50	A6DR-4100
5	35	A6D-5100	35	A6D-5103	—	—
6	30	A6D-6100	30	A6D-6103	50	A6DR-6100
7	26	A6D-7100	26	A6D-7103	—	—
8	23	A6D-8100	23	A6D-8103	50	A6DR-8100
9	20	A6D-9100	20	A6D-9103	—	—
10	19	A6D-0100	19	A6D-0103	50	A6DR-0100

- Note:**
1. The piano actuator model has a flat actuator inside.
 2. Contact your OMRON sales representatives to request special markings or designations.
 3. The quantity per tube applies only to A6Ds. A6DRs are packaged in a box.
 4. Order in multiples of the package quantity.

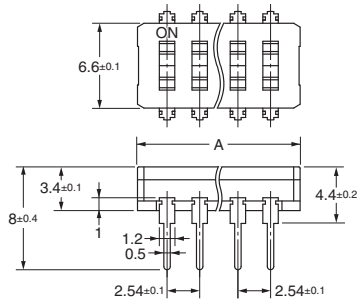

■Ratings/Characteristics

Rating (resistive load)	30 mA at 30 VDC 10 μ A (minimum current) at 3.5 VDC	
Ambient operating temperature	-20 to +70°C at 60% max. (with no icing or condensation)	
Ambient operating humidity	35% to 95% (at +5 to +35°C)	
Insulation resistance	100 M Ω min. (at 250 VDC with insulation tester)	
Contact resistance (initial value)	100 m Ω max.	
Dielectric strength	Between terminals	500 VAC for 1 min
Vibration resistance	Malfunction	10 to 55 Hz, 1.5-mm double amplitude
Shock resistance	Malfunction	300 m/s ² min.
Durability	Electrical	2,000 operations min.
Washing	Possible	
Degree of protection	Internally sealed (IEC IP64)	
Operating force	0.29 to 4.9 N {30 to 500 gf}	
Weight	Flat and raised actuators: 0.28 g (2 poles), 0.45 g (4 poles), 0.65 g (6 poles), 0.80 g (8 poles), 1.0 g (10 poles) Piano actuators: 0.53 g (2 poles), 0.8 g (4 poles), 1.2 g (6 poles), 1.7 g (8 poles), 2.2 g (10 poles)	

■Dimensions (Unit: mm)

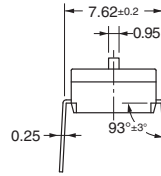
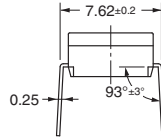
● Slide Flat Actuator

A6D-□100




Flat Actuator

Raised Actuator



● Slide Raised Actuator

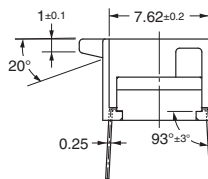
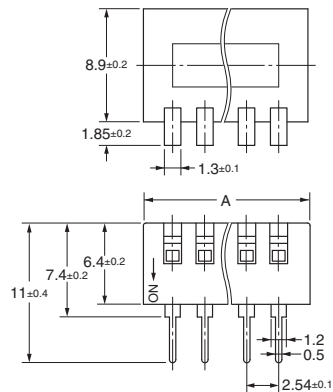

A6D-□103



No. of poles	Model		Dimension A±0.2
	Flat Actuator	Raised Actuator	
2	A6D-2100	A6D-2103	7.1
3	A6D-3100	A6D-3103	9.7
4	A6D-4100	A6D-4103	12.2
5	A6D-5100	A6D-5103	14.7
6	A6D-6100	A6D-6103	17.3
7	A6D-7100	A6D-7103	19.8
8	A6D-8100	A6D-8103	22.4
9	A6D-9100	A6D-9103	24.9
10	A6D-0100	A6D-0103	27.4

● Piano Actuator

A6DR-□100



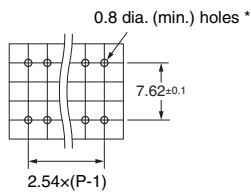
No. of poles	Model	Dimension A±0.2
2	A6DR-2100	7.1
4	A6DR-4100	12.2
6	A6DR-6100	17.3
8	A6DR-8100	22.4
10	A6DR-0100	27.4

Note: Unless otherwise specified, a tolerance of ±0.4 mm applies to all dimensions.

■Internal Connections/PCB Dimensions (Unit: mm)

Dimension of PCB dimensions (Top View)

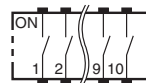
(Single-sided PCB, t=1.2 to 1.6)



P: Number of Poles

* 0.9 dia. for automatic insertion.

Contact Form (Top View)



- Application examples provided in this document are for reference only. In actual applications, confirm equipment functions and safety before using the product.
- Consult your OMRON representative before using the product under conditions which are not described in the manual or applying the product to nuclear control systems, railroad systems, aviation systems, vehicles, combustion systems, medical equipment, amusement machines, safety equipment, and other systems or equipment that may have a serious influence on lives and property if used improperly. Make sure that the ratings and performance characteristics of the product provide a margin of safety for the system or equipment, and be sure to provide the system or equipment with double safety mechanisms.

Note: Do not use this document to operate the Unit.

OMRON Corporation
Electronic and Mechanical Components Company

Contact: www.omron.com/ecb

Cat. No. A052-E1-07
1014(0207)(O)