

AT-2440-TWT-R 24mm Transducer

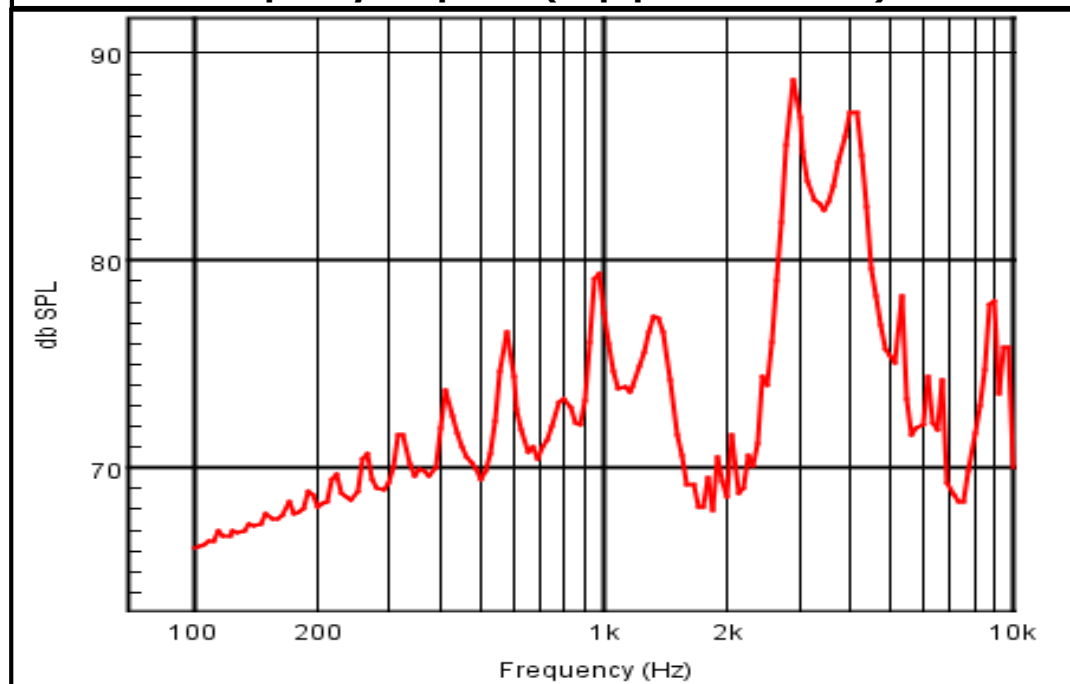
3541 Stop Eight Road • Dayton, Ohio 45414

Product Overview

- 24mm diameter piezo-electric transducer with thru-hole pins
- 80 dBA minimum output (3 Vp-p @ 10 cm) and 4 kHz resonant frequency
- Noryl™ housing withstands Wave soldering temperatures
- Removable wash tag preserves performance



Frequency Response (3Vp-p @ 0.1 meters)



RoHS Compliant



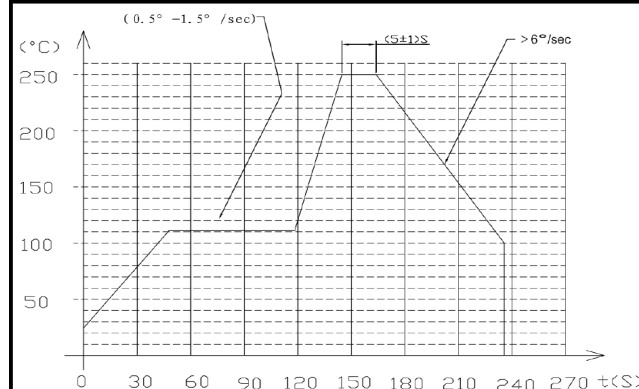
AT-2440-TWT-R 24mm Transducer

Mechanical and Environment Testing

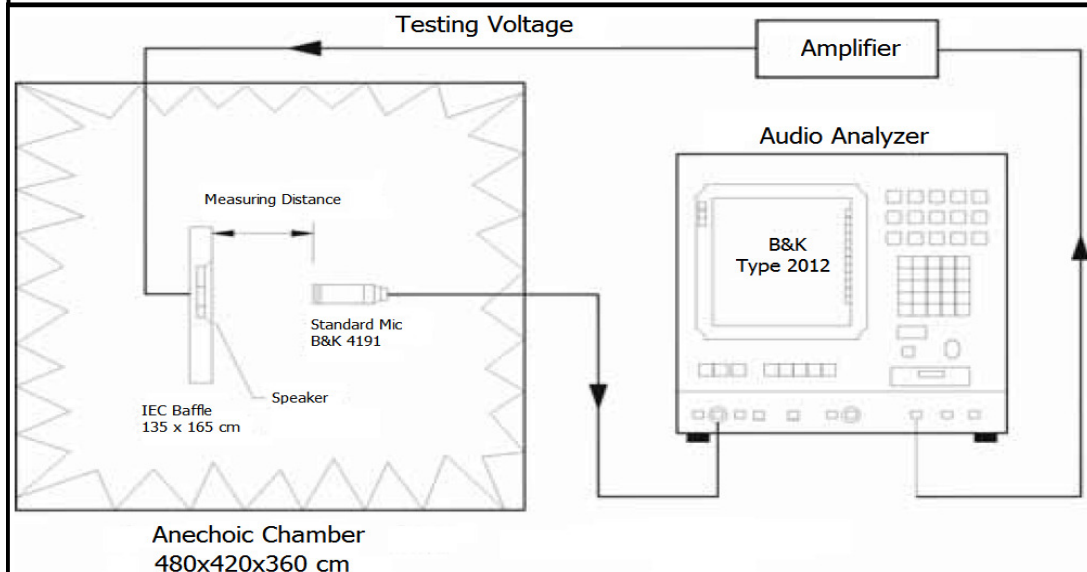
Test Description	Test Condition
High Temperature	70°C ($\pm 2^\circ\text{C}$) with random humidity for 96 hours
Low Temperature	-30°C ($\pm 2^\circ\text{C}$) with random humidity for 96 hours
Humidity	40°C ($\pm 2^\circ\text{C}$) with 90% to 95% relative humidity for 96 hours
Vibration	0.75 mm movement modulated at 10-55 Hz for 3 hours
Drop Test	100 cm free fall onto wood board, 10 cycles
Temperature Cycle Test	-30°C to 70°C, 100 cycles

After tests, part shall rest for 2 hours. Parts are then tested for clean, pure tones.

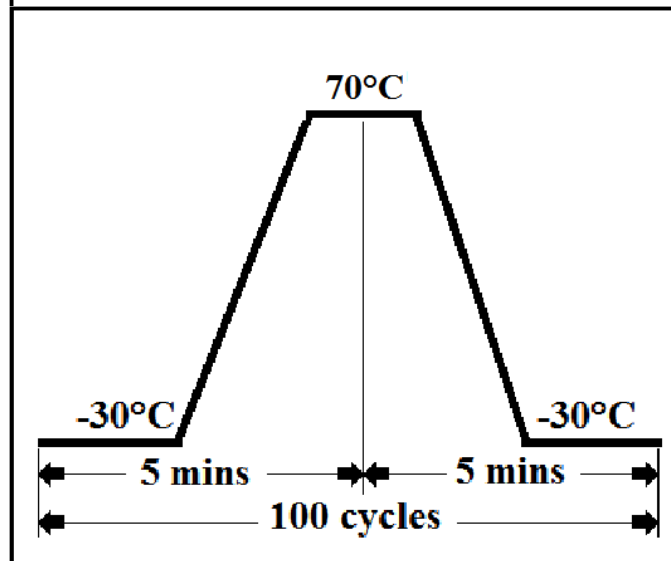
Wave Solder Profile



Frequency Response and SPL Measurement Setup



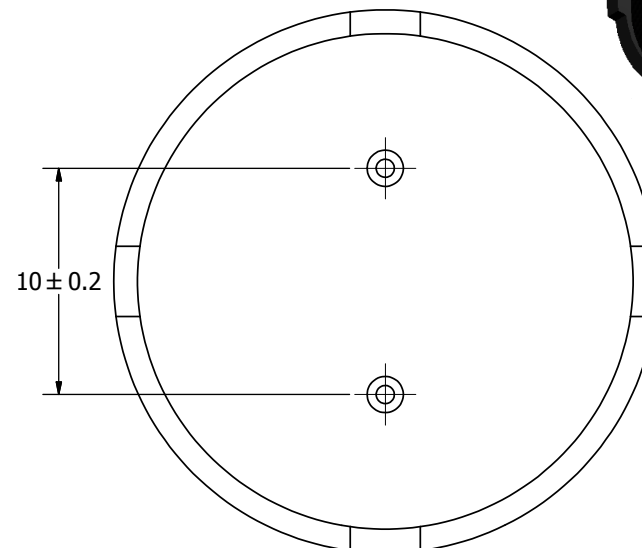
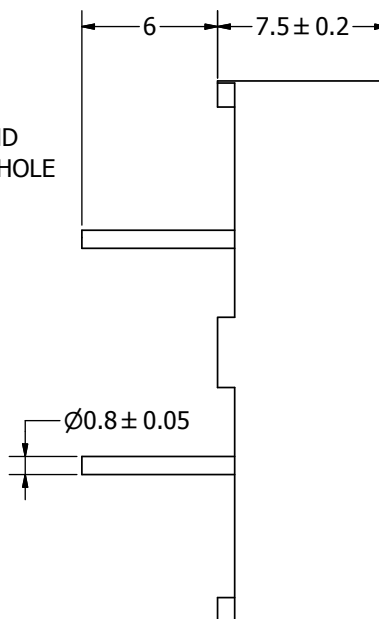
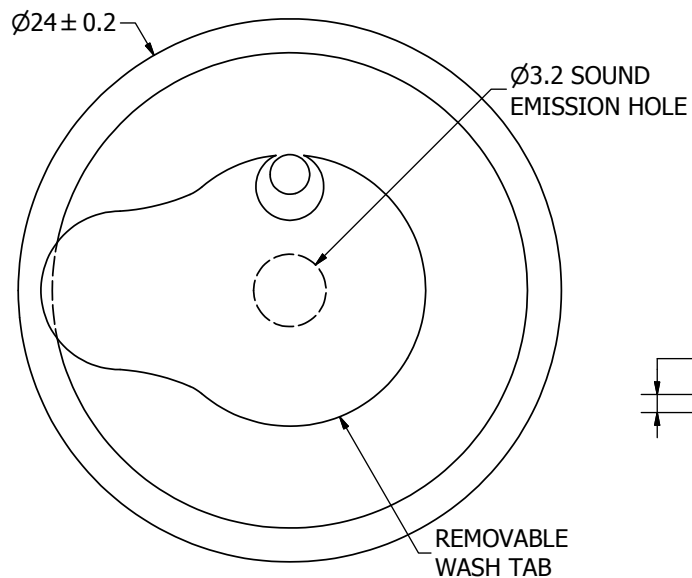
Temperature Cycle Test Graph



SPECIFICATIONS		
PARAMETERS	VALUES	UNITS
RATED VOLTAGE	3	Vp-p
OPERATING VOLTAGE RANGE	1 ~ 30	Vp-p
RATED CURRENT (MAX)	1	mA
CAPACITANCE	21,000 ± 30%	pF
MINIMUM SPL @ 10 CM	80	dBA
RESONANT FREQUENCY	4,000 ± 500	Hz
OPERATING TEMPERATURE	-20 ~ +60	°C
STORAGE TEMPERATURE	-30 ~ +70	°C
HOUSING MATERIAL	NORYL	-
TERMINAL MATERIAL	Sn PLATED RED COPPER	-
WEIGHT	3	grams


THIS DOCUMENT CONTAINS DATA PROPRIETARY TO
PROJECTS UNLIMITED, INC. ANY USE OR
REPRODUCTION, IN ANY FORM, WITHOUT PRIOR
WRITTEN PERMISSION OF PROJECTS UNLIMITED,
INC. IS PROHIBITED.
©2003, Projects Unlimited Inc.

REVISION HISTORY			
LTR	DESCRIPTION	DATE	APPROVED
-	RELEASED FROM ENGINEERING	8/19/2004	
A	REVISED DRAWING TITLE	8/23/2004	R.W.
B	REMOVED LEAD FREE ADDED RoHS NOTE	8/10/2005	
C	REVISED POSITIVE TERMINAL INDICATOR	12/12/2007	R.W.
D	REVISED TERMINAL MATERIAL	11/6/2008	B.R.
E	REVISED TO INVENTOR 3-D DRAWING TEMPLATE	11/11/2008	B.R.



NOTES:

1. ALL DIMENSIONS ARE IN MILLIMETERS.
2. SPECIFICATIONS SUBJECT TO CHANGE OR WITHDRAWAL WITHOUT NOTICE.
3. THIS PART IS RoHS 2002/95/EC COMPLIANT.

UNLESS OTHERWISE SPECIFIED: DIMENSIONS ARE IN MILLIMETERS, TOLERANCES ARE ±0.5 AND ANGLES ARE ±3°.	SIZE	Designed by	Date	Checked by	Date	Approved by	Date	Drawn Date	
		J.D.	12/31/2007	X.X.	7/18/2007	X.X.	7/18/2007	11/11/2008	
	A3	 pui audio a projects unlimited company			AT-2440-TWT-R				
					Transducer (Piezo)				
AT-2440-TWT-R.idw							-	1 / 1	

Mouser Electronics

Authorized Distributor

Click to View Pricing, Inventory, Delivery & Lifecycle Information:

[PUI Audio:](#)

[AT-2440-TWT-R](#)