

SMD 1575.42 MHz SAW FILTER

AFS1575.42S4



RoHS
Compliant



3.0 X 3.0 X 1.5mm

FEATURES:

- Low Insertion Loss
- Surface Mount Package

APPLICATIONS:

- GPS, RF devices
- RF SAW Filter for Telecommunications

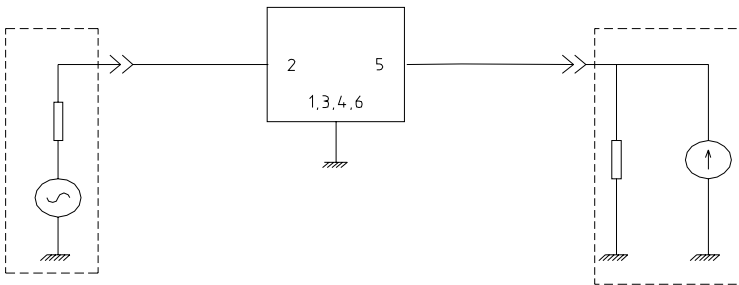
MAXIMUM RATING

Operating temperature:	-30° C to + 85° C
Storage temperature:	- 40° C to + 85° C
DC Permissive Voltage	0V DC max
Maximum Input Power	10 dBm

STANDARD SPECIFICATIONS:

Item	Frequency (MHz)	Specification
Center Frequency (f ₀)	1575.42	
Insertion Loss	1574.22 ~ 1576.62	2.0 dB max.
Amplitude Ripple	1574.22 ~ 1576.62	1.0 dB max.
Stop Band Attenuation	0 ~ 1450	40 dB min
	1450 ~ 1500	30 dB min
	1625 ~ 1640	30 dB min
	1640 ~ 1900	45 dB min
	1900 ~ 2000	40 dB min
	2000 ~ 3000	30 dB min
Input/Output VSWR	1574.22 ~ 1576.62	2.0 max.
Terminating Impedance (input & output)		50Ω

TEST CIRCUIT



PIN NO.	FUNCTION
2	Input
5	Output
1,3,4,6	GND



SMD 1575.42 MHz SAW FILTER

AFS1575.42S4

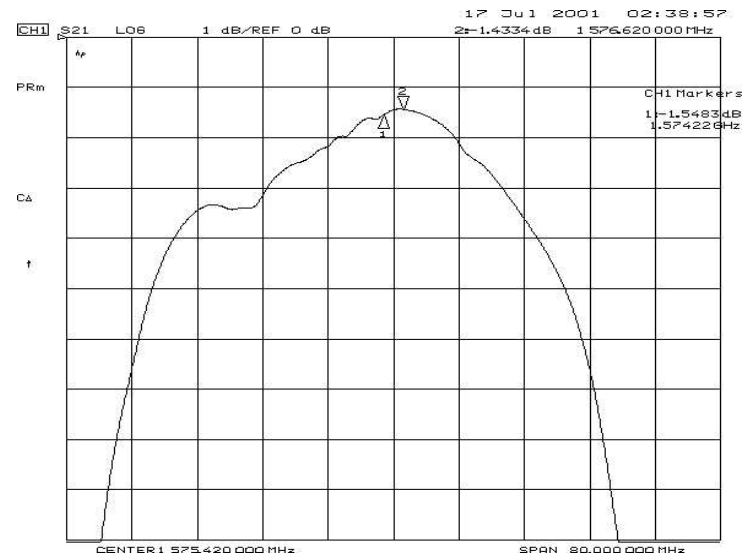
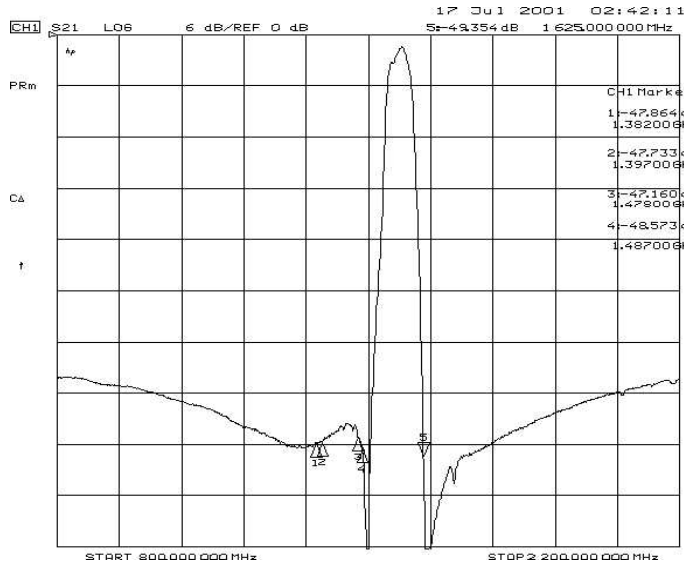


RoHS
Compliant

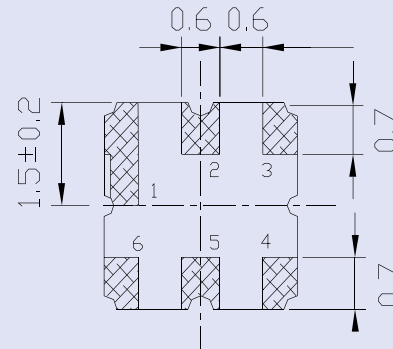
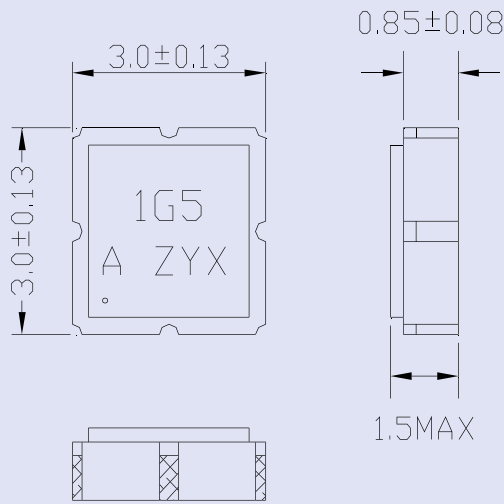


3.0 X 3.0 X 1.5mm

FREQUENCY CHARACTERISTIC



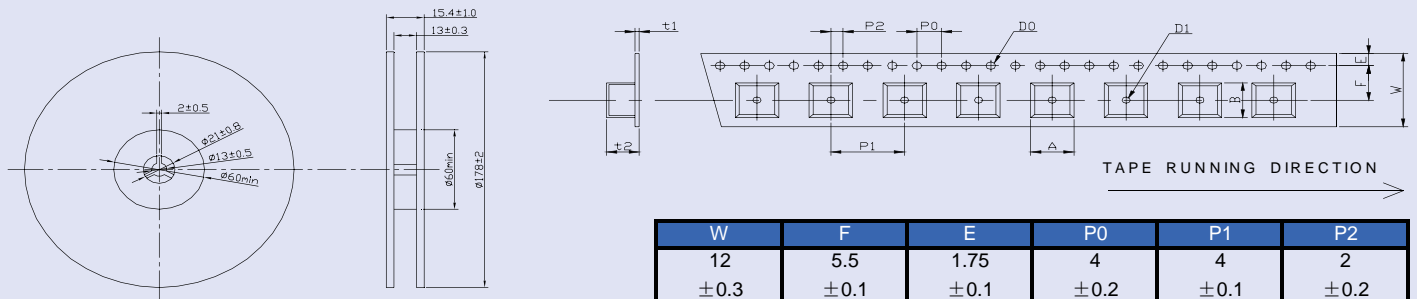
OUTLINE DRAWING:



PIN NO.	FUNCTION
2	Input
5	Output
1,3,4,6	GND

Dimensions: mm

TAPE & REEL (3,000 pcs/reel):



W	F	E	P0	P1	P2
12	5.5	1.75	4	4	2
±0.3	±0.1	±0.1	±0.2	±0.1	±0.2
D0	D1	t1	t2	A	B
Φ1.5	Φ1.5	0.31	1.7	3.3	3.3
±0.1	±0.25	max.	max.	max.	max.

Dimensions: mm

ABRACON IS
ISO 9001 / QS 9000
CERTIFIED



ABRACON
CORPORATION

Visit www.abracon.com for Terms & Conditions of Sale **Revised: 03.17.08**

30332 Esperanza, Rancho Santa Margarita, California 92688

tel 949-546-8000 | fax 949-546-8001 | www.abracon.com